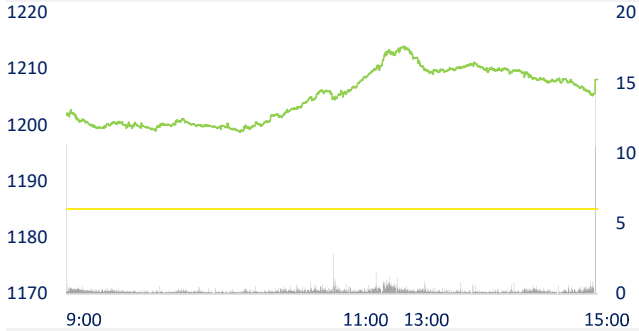
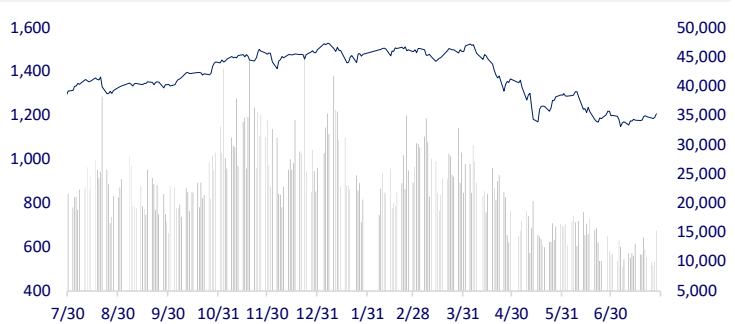
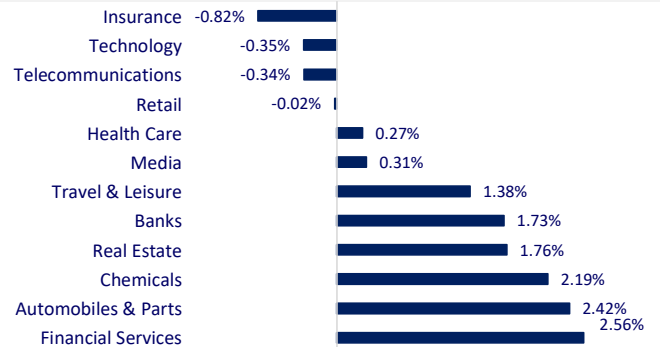


VIETNAM STOCK MARKET		1D	YTD
VN-INDEX	1,191.04	0.50%	-20.51%
VN30	1,219.43	0.08%	-20.60%
HNX	284.52	0.58%	-39.97%
UPCOM	88.87	0.52%	-21.13%
Net Foreign buy (B)	662.50		
Total trading value (B)	11,481.37	-1.22%	-63.05%

Bank stocks broke out, VN-Index increased by more than 17 points. Market liquidity improved compared to the previous session with a total matched value of VND 16,431 billion, up 76%, of which, matched value on HoSE alone increased 75% to VND 13,964 billion.

**INTRADAY VNINDEX 7/28/2022**

**VNINDEX (1Y)**

**ETF & DERIVATIVES 1D YTD**

E1VFN30	20,920	1.55%	-19.01%
FUEMAV30	14,550	1.25%	-19.57%
FUESSV30	15,220	-14.54%	-19.89%
FUESSV50	17,450	0.87%	-23.80%
FUESSVFL	16,890	2.99%	-24.87%
FUEVFN30	26,080	0.66%	-7.02%
FUEVN100	16,000	1.85%	-25.51%
VN30F2303	1,231.30	1.22%	
VN30F2212	1,231.50	1.05%	
VN30F2209	1,231.70	0.81%	
VN30F2208	1,231.60	0.70%	

**CHANGE IN PRICE BY SECTOR**

**GLOBAL MARKET 1D YTD**

Nikkei	27,815.48	-0.06%	-3.39%
Shanghai	3,282.58	0.26%	-9.81%
Kospi	2,435.27	-0.14%	-18.22%
Hang Seng	20,622.68	-0.23%	-11.86%
STI (Singapore)	3,220.65	0.48%	3.10%
SET (Thái Lan)	1,576.41	0.00%	-4.90%
Crude oil (\$/barrel)	99.25	1.62%	29.74%
Gold (\$/ounce)	1,739.70	0.01%	-4.45%

Asia-Pacific stocks were mixed after the US Federal Reserve (Fed) decided to raise interest rates by 0.75%, in line with the previous forecast of the market. South Korea's Kospi index fell 0.14%. In Japan, the Nikkei 225 index fell 0.06%. The Hang Seng Index (Hong Kong) dropped 0.23% despite the previous drop. The Shanghai Composite Index rose 0.26%.

**VIETNAM ECONOMY 1D (bps) YTD (bps)**

Vnibor	5.13%	263	432
Deposit interest 12M	5.60%	0.00%	0
5 year-Gov. Bond	3.08%	0.00%	207
10 year-Gov. Bond	3.66%	0.00%	166
USD/VND	23,503	-0.07%	2.45%
EUR/VND	24,452	-0.38%	-7.62%
CNY/VND	3,532	0.09%	-3.44%

According to the Foreign Investment Agency, Ministry of Planning and Investment, in the first half year, Vietnam attracted 16.03 billion USD of FDI, of which FDI invested in the processing and manufacturing industry reached nearly 8.84 billion USD, accounting for 63% of total FDI. Not only attracting a huge amount of investment capital, the processing and manufacturing industry is also attractive to large corporations in the world, such as: Samsung, LG, Canon, Honda, Toyota, etc.

**EVENT CALENDER**

Ticker	Ex-right Date	Last register Date	Exercise Date	Type	Rate	Value
EVF	7/28/2022	7/29/2022		Stock	10:1	
CMX	7/28/2022	7/29/2022		Stock	10:1	
PDB	7/28/2022	7/29/2022	8/18/2022	Cash		1,000
VDS	7/29/2022	8/1/2022		Stock	100:95	
VDS	7/29/2022	8/1/2022		Cash		10,000
GLT	7/29/2022	8/1/2022	8/11/2022	Cash		2,000
PJT	8/1/2022	8/2/2022	8/12/2022	Cash		800
CMN	8/1/2022	8/2/2022	8/12/2022	Cash		1,700

## SELECTED NEWS

15.41 billion USD of foreign investment capital registered in Vietnam

Interbank overnight interest rate exceeds 5%

Processing and manufacturing industry "attracts" FDI

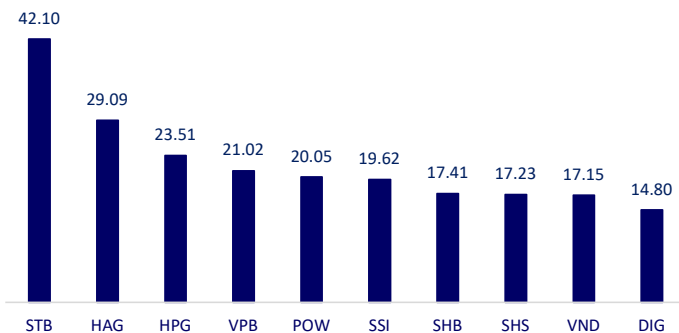
European energy system is 'stretched like a string': Nuclear power, wind, and solar are all disabled due to heat waves

Refining margins in Asia plummet

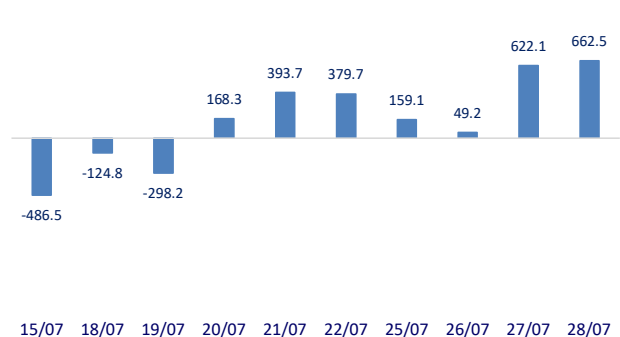
US Senate passes bill to boost chip production to compete with China

	Close	1D	5D	Buying vol.	Selling vol.	Content
VCB	75,300	0.40%	3.86%	1,760,200	2,687,600	ACB: pre-tax income of the consolidated bank reached more than VND 9,000 billion in the first 6 months, up 42% compared to the same period in 2021 and completing 60% of the full year plan thanks to strong credit growth. At the beginning of the year, focusing on growth in service fee income and bad debt recovery and especially the reversal of provisions for customer loans.
BID	36,500	2.67%	0.00%	3,214,800	4,482,500	
CTG	27,600	2.22%	0.36%	14,285,500	16,226,200	
TCB	37,300	1.91%	1.22%	8,539,200	9,662,700	
VPB	28,400	2.53%	0.71%	31,309,500	30,222,100	
MBB	25,550	2.61%	-0.20%	20,069,800	15,847,300	
HDB	24,400	2.09%	1.46%	4,401,100	4,555,700	
TPB	27,200	0.93%	-3.89%	4,038,000	4,769,900	
STB	24,450	6.07%	5.84%	70,086,400	52,651,000	
ACB	24,450	1.03%	-0.81%	4,605,700	6,159,800	
NVL	74,000	0.41%	-0.27%	2,106,900	2,615,300	Experts say that when real estate is already at a high price base after a period of continuous price increases, it is difficult to increase sharply in the next 1-5 years.
KDH	38,000	1.88%	2.84%	1,073,000	1,240,300	
PDR	53,200	1.33%	0.57%	1,660,900	1,679,400	
GAS	106,300	1.53%	2.11%	1,127,100	1,331,800	Vietnam's petroleum exports in June decreased by 20.6% in volume and 12.5% in turnover compared to the previous month, at 144,502 tons, worth 177.3 million USD.
POW	13,550	3.44%	1.50%	68,158,300	40,434,400	
PLX	41,500	0.48%	-2.01%	1,222,000	1,460,200	
VIC	67,000	0.75%	-2.19%	1,652,400	2,491,000	VHM: pre-tax income in the first 6 months reached VND 7,142 billion, down 68% over the same period last year, because some subdivisions of major projects have not yet been handed over.
VHM	58,800	0.34%	-0.17%	2,613,500	4,061,200	
VRE	28,100	6.84%	6.84%	7,641,100	5,743,600	
VNM	72,600	0.55%	-0.82%	2,279,200	2,699,900	SAB: Sabeco recorded a 25% increase in net revenue yoy to VND9,000 billion, while profit after tax increased by 67% to VND1,793 billion.
MSN	109,900	0.00%	4.17%	855,300	1,099,100	
SAB	173,000	3.16%	4.85%	371,100	434,700	
BVH	127,400	1.68%	1.11%	714,300	661,700	VJC: Vietjet's representative said that the airline opened for sale nearly 30,000 promotional tickets from only 0 VND (excluding taxes and fees) for 17 routes connecting the largest cities of Vietnam - India: From Hanoi, Ho Chi Minh City, Da Nang, Phu Quoc to New Delhi, Mumbai, Ahmedabad, Hyderabad, Bangalore. Promotional tickets are open for sale unlimited time for 3 days (Wednesday, Thursday, Friday) every week from now until the end of August 26.
VJC	127,400	1.68%	1.11%	714,300	661,700	
FPT	84,900	-0.35%	-0.12%	2,480,800	3,381,900	
MWG	62,000	-0.16%	-3.28%	3,564,100	3,967,300	
PNJ	113,000	0.71%	-0.88%	1,136,800	1,405,700	
GVR	23,950	3.68%	1.05%	4,212,900	4,759,500	
SSI	21,150	3.68%	-0.70%	34,056,500	38,289,900	
HPG	21,400	0.71%	-5.73%	35,515,000	41,120,300	

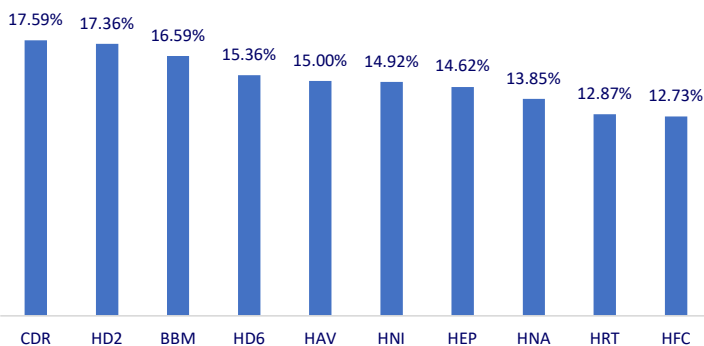
Top most traded tickers (Volume - in million)



Foreign net flow 10 nearest sessions (Billion VND)



Top increases in 3 consecutive sessions



Top decreases in 3 consecutive sessions

