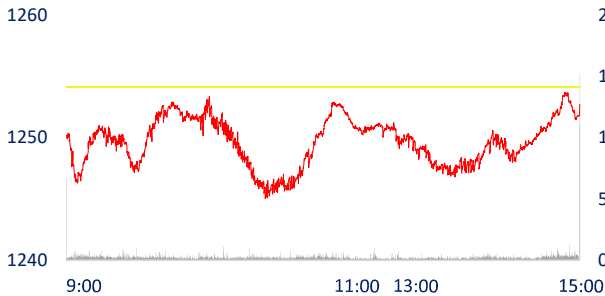
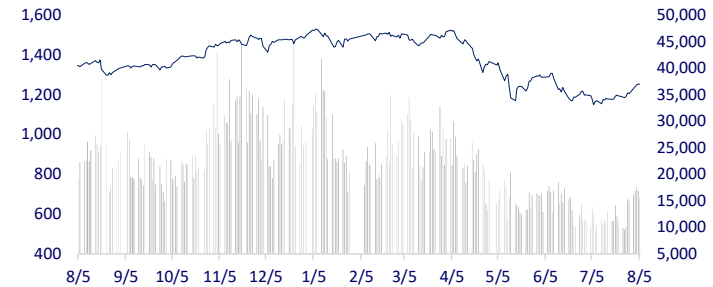
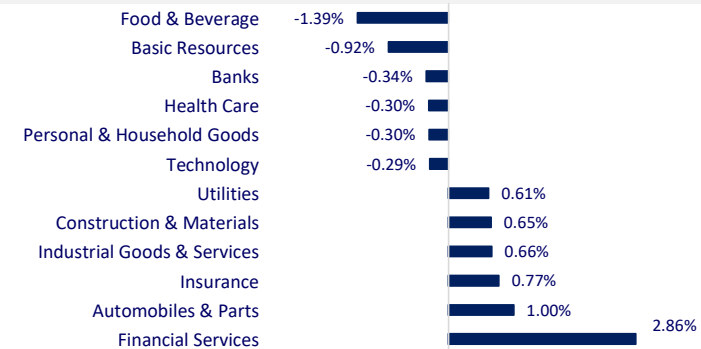


VIETNAM STOCK MARKET		1D	YTD
VN-INDEX	1,252.74	-0.11%	-16.39%
VN30	1,272.06	-0.44%	-17.17%
HNX	299.90	0.73%	-36.73%
UPCOM	91.32	12.94%	-18.96%
Net Foreign buy (B)	-306.62		
Total trading value (B)	18,257.62	-7.50%	-41.24%

VN-Index dropped after 4 consecutive gaining sessions, foreign investors turned to be a net seller of more than VND 300 bil. Although the downtrend has narrowed significantly compared to the morning session, the correcting pressure from large stocks made VN-Index still unable to maintain its performance. Liquidity was somewhat reduced compared to the previous session, but still remained at VND15 tril on HOSE.

INTRADAY VNINDEX 8/5/2022

VNINDEX (1Y)


ETF & DERIVATIVES		1D	YTD
E1VFN30	21,370	-0.60%	-17.27%
FUEMAV30	15,050	-0.46%	-16.80%
FUESSV30	15,660	-12.07%	-17.58%
FUESSV50	18,230	-0.16%	-20.39%
FUESSVFL	17,650	0.97%	-21.49%
FUEVFNVD	26,500	-0.08%	-5.53%
FUEVN100	16,390	-0.67%	-23.70%
VN30F2303	1,249.00	0.08%	
VN30F2212	1,255.00	0.17%	
VN30F2209	1,262.50	0.53%	
VN30F2208	1,264.50	0.56%	

CHANGE IN PRICE BY SECTOR


GLOBAL MARKET		1D	YTD
Nikkei	28,175.87	0.67%	-2.14%
Shanghai	3,227.03	1.23%	-11.34%
Kospi	2,490.80	0.16%	-16.35%
Hang Seng	20,201.94	0.14%	-13.66%
STI (Singapore)	3,282.88	0.40%	5.10%
SET (Thái Lan)	1,601.68	0.18%	-3.37%
Crude oil (\$/barrel)	88.78	0.35%	16.05%
Gold (\$/ounce)	1,801.95	-0.49%	-1.04%

Asian stocks all rallied despite China's large-scale exercise in the waters surrounding Taiwan island. In Japan, the Nikkei 225 index rose 0.67%. In South Korea, the Kospi rose 0.16%. Chinese stocks share gains. The Shanghai Composite Index rose 1.23%. The Hang Seng Index (Hong Kong) increased 0.14%.

VIETNAM ECONOMY		1D (bps)	YTD (bps)
Vnibor	4.10%	7	329
Deposit interest 12M	5.60%	0.00%	0
5 year-Gov. Bond	3.18%	700.00%	217
10 year-Gov. Bond	3.60%	860.00%	160
USD/VND	23,529	-0.03%	2.57%
EUR/VND	24,655	-0.10%	-6.85%
CNY/VND	3,535	-0.03%	-3.36%

On the morning of August 5, the Standing Party Committee of Hanoi held a meeting to work with the Standing Committees of Hung Yen and Bac Ninh to discuss and agree on the implementation plan of the Ring Road 4 construction investment project. At this conference, Hanoi, Hung Yen and Bac Ninh provinces and departments focused on discussing issues such as: Planning work, planning management, land management within the scope of the project,...

EVENT CALENDER

Ticker	Ex-right Date	Last register Date	Exercise Date	Type	Rate	Value
SCS	8/5/2022	8/8/2022		Stock	100:85	
PVD	8/5/2022	8/8/2022		Stock	10:1	
SEB	8/9/2022	8/10/2022	8/23/2022	Cash		1,000
L14	8/9/2022	8/10/2022		Stock	100:15	
DAT	8/9/2022	8/10/2022		Stock	100:14	
POT	8/9/2022	8/10/2022	8/19/2022	Cash		526
SFI	8/9/2022	8/10/2022		Stock	2:1	
LCG	8/9/2022	8/10/2022		Stock	10:1	

SELECTED NEWS

Expanded Hoa Binh Hydropower Project: Waiting for the Ministry of Industry and Trade to speak up

Chairman of Quang Ngai set the date of handover of construction sites for projects in Ly Son

SBV sold 13 billion USD, reducing foreign exchange reserves by about 12%

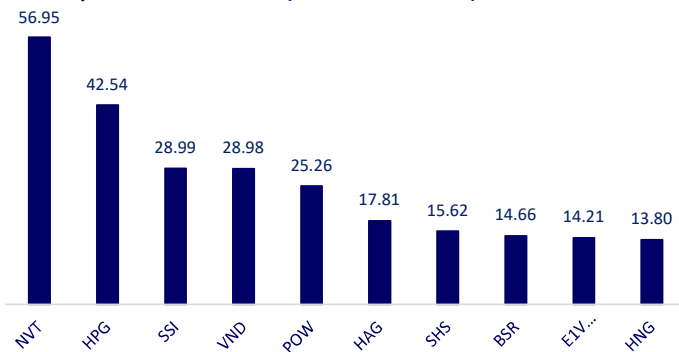
Turkish inflation at almost 80% in July, still not peaking

Saudi Arabia raises oil prices in Asia to a record

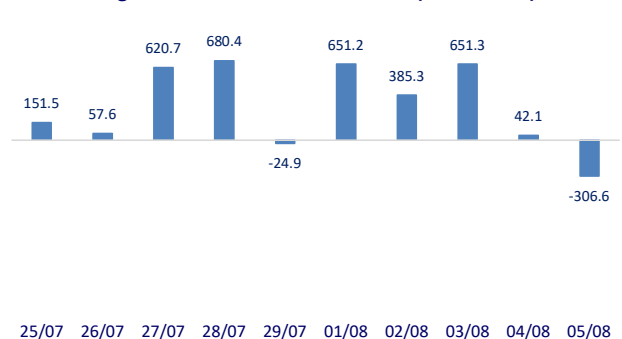
Indonesia: GDP exceeded forecast, increased by 5.44% in the second quarter of 2022

	Close	1D	5D	Buying vol.	Selling vol.	Content
VCB	82,000	-0.61%	9.77%	2,229,800	2,905,500	VPB: Celebrating 29 years of establishment and starting to turn 30, VPBank is at a milestone marking its maturity and stands before the ideal time to set a new goal to bring prosperity to customers and society. . The new orientation is to follow the model of a financial group through M&A activities to shorten the distance. Thus, VPBank can provide all different customer segments with all financial products and services to suit all their needs, without being limited to banking services as before.
BID	39,000	-0.76%	4.56%	2,922,000	2,477,100	
CTG	29,000	0.52%	6.62%	7,508,200	6,431,300	
TCB	38,400	0.00%	1.32%	5,902,500	7,660,300	
VPB	29,350	-0.17%	2.26%	18,499,500	23,083,900	
MBB	26,950	0.00%	5.07%	13,377,300	13,169,800	
HDB	24,700	-0.80%	2.28%	4,570,100	3,043,700	
TPB	28,800	0.00%	8.27%	3,325,300	4,676,900	
STB	25,250	0.20%	2.23%	29,137,100	21,608,500	
VIB	25,950	-0.57%	-2.44%	4,647,800	3,694,300	
ACB	24,850	-0.60%	1.02%	7,660,200	6,106,300	
NVL	80,900	3.06%	8.59%	6,162,100	5,184,500	KDH: Khang Dien Group officially announced The Classia project, attracting the great attention of sales professionals from large distribution units.
KDH	38,700	-0.77%	3.20%	891,100	1,173,600	
PDR	54,000	0.00%	2.66%	1,993,700	2,126,800	
GAS	109,500	0.46%	1.86%	1,481,900	1,243,600	GAS: Vietnam Gas Corporation is honored to be honored by Forbes as "Top 50 best listed companies in Vietnam in 2022" and Top 5 companies with the best revenue and profit.
POW	14,000	2.94%	4.87%	49,980,500	52,896,100	
PLX	41,650	-1.07%	1.34%	2,542,000	2,318,300	
VIC	65,400	-1.51%	2.19%	1,973,900	2,851,200	VHM: Vinhomes Grand Park officially "launched" customers in Can Tho
VHM	61,800	-1.90%	3.17%	3,730,700	4,658,200	
VRE	28,950	-0.17%	3.39%	2,265,200	3,048,600	
VNM	72,600	-0.95%	-0.27%	3,173,600	3,965,100	MSN: Masan has been recognized as the Top 50 Best Listed Companies in Vietnam for 10 consecutive years
MSN	104,500	-3.15%	-1.51%	2,722,000	2,522,700	
SAB	182,600	-1.30%	1.44%	418,900	346,900	
BVH	126,500	-2.09%	0.64%	1,008,700	1,092,900	FPT IS has cooperated with the Digital Economy Department of the Ministry of Industry and Dell Technologies to organize a Webinar to Authentication and Protection of E-Contract Data, thereby affirming the legality, security of the FPT.eContract. E-contracts in Vietnam have the advantage that they are not limited by space and time, the parties can complete the signing immediately, and have been gradually applied nationwide.
VJC	126,500	-2.09%	0.64%	1,008,700	1,092,900	
FPT	85,800	-0.35%	2.75%	3,094,700	3,412,200	
MWG	62,700	0.00%	2.79%	5,153,400	5,436,000	
GVR	24,750	0.61%	3.56%	4,276,800	3,845,300	
SSI	24,800	5.31%	16.16%	65,154,400	49,927,900	
HPG	23,300	-1.48%	8.37%	70,735,100	65,076,000	

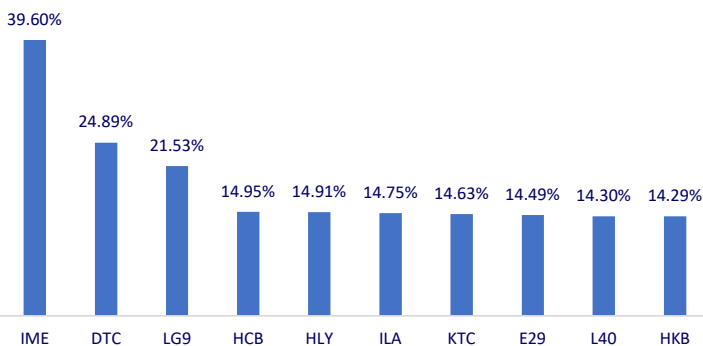
Top most traded tickers (Volume - in million)



Foreign net flow 10 nearest sessions (Billion VND)



Top increases in 3 consecutive sessions



Top decreases in 3 consecutive sessions

