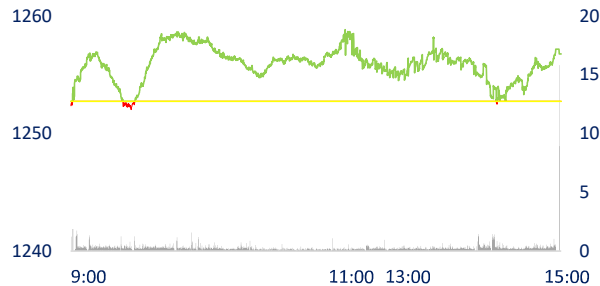
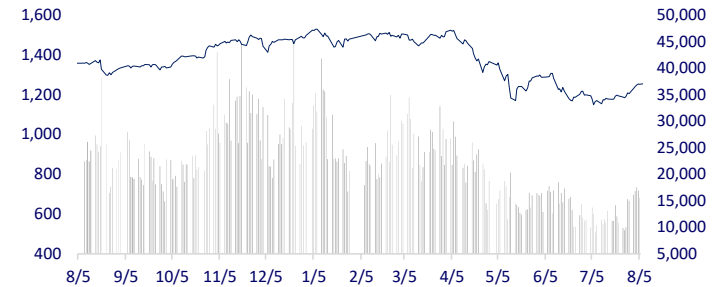
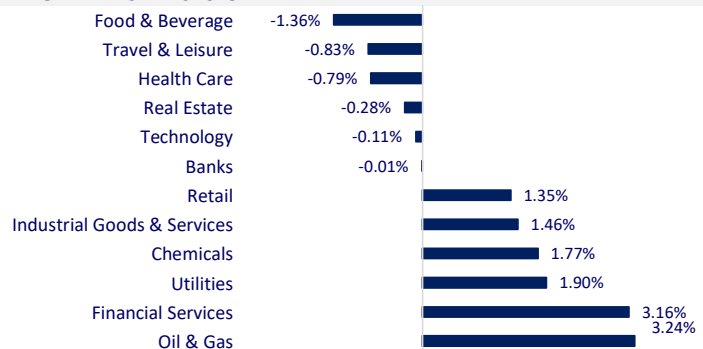


VIETNAM STOCK MARKET		1D	YTD
VN-INDEX	1,256.75	0.32%	-16.12%
VN30	1,276.70	0.36%	-16.87%
HNX	301.33	0.48%	-36.43%
UPCOM	92.32	1.10%	-18.07%
Net Foreign buy (B)	-61.07		
Total trading value (B)	18,566.26	1.69%	-40.25%

At the end of the session on August 8, foreign investors still traded negatively when buying 37.4 million shares, worth VND883 billion, while selling 35.9 million shares, worth VND944 billion. The total net buying volume was at 1.5 million shares, however, in terms of value, this capital flow was a net selling of VND 61 billion.

INTRADAY VNINDEX 8/8/2022

VNINDEX (1Y)


ETF & DERIVATIVES		1D	YTD
E1VFN30	21,430	0.28%	-17.03%
FUEMAV30	15,050	0.00%	-16.80%
FUESSV30	15,770	-11.45%	-17.00%
FUESSV50	18,100	-0.71%	-20.96%
FUESSVFL	17,770	0.68%	-20.95%
FUEVFN30	26,750	0.94%	-4.63%
FUEVN100	16,500	0.67%	-23.18%
VN30F2303	1,252.50	0.28%	
VN30F2212	1,258.30	0.26%	
VN30F2209	1,262.60	0.01%	
VN30F2208	1,266.00	0.12%	

CHANGE IN PRICE BY SECTOR


GLOBAL MARKET		1D	YTD
Nikkei	28,249.24	0.44%	-1.88%
Shanghai	3,236.93	0.31%	-11.07%
Kospi	2,493.10	0.09%	-16.27%
Hang Seng	20,045.77	-0.77%	-14.33%
STI (Singapore)	3,270.98	-0.36%	4.72%
SET (Thái Lan)	1,608.87	0.45%	-2.94%
Crude oil (\$/barrel)	88.41	-0.07%	15.57%
Gold (\$/ounce)	1,793.45	0.22%	-1.50%

Asian stocks mixed in the first session of the week. In Japan, the Nikkei 225 index rose 0.44%, and SoftBank's share price increased more than 1% ahead of the second-quarter earnings report. Chinese stocks rebounded, rallied. The Shanghai Composite Index rose 0.31%. South Korea's Kospi index rose 0.09%. In Hong Kong, the Hang Seng index fell 0.77%.

VIETNAM ECONOMY		1D (bps)	YTD (bps)
Vnibor	4.36%	26	355
Deposit interest 12M	5.60%	0.00%	0
5 year-Gov. Bond	3.18%	30.00%	217
10 year-Gov. Bond	3.61%	70.00%	161
USD/VND	23,533	0.01%	2.59%
EUR/VND	24,546	0.14%	-7.26%
CNY/VND	3,529	0.00%	-3.53%

The Ministry of Transport has just issued a decision to assign the Project Management Board 85 to be the investor in the preparation of a feasibility study report for component 2 of the Bien Hoa - Vung Tau expressway project phase 1. Bien Hoa - Vung Tau expressway project phase 1 has a length of 53.7km, passing through 2 provinces of Dong Nai and Ba Ria - Vung Tau.

EVENT CALENDER

Ticker	Ex-right Date	Last register Date	Exercise Date	Type	Rate	Value
SEB	8/9/2022	8/10/2022	8/23/2022	Cash		1,000
L14	8/9/2022	8/10/2022		Stock	100:15	
DAT	8/9/2022	8/10/2022		Stock	100:14	
POT	8/9/2022	8/10/2022	8/19/2022	Cash		526
SFI	8/9/2022	8/10/2022		Stock	2:1	
LCG	8/9/2022	8/10/2022		Stock	10:1	
SHE	8/9/2022	8/10/2022		Stock	100:20	
GIL	8/12/2022	8/15/2022		Cash		1,000

SELECTED NEWS

It is expected to invest VND 2,000 billion to build the second terminal at Tho Xuan airport

Van Don - Mong Cai Expressway is expected to operate from September 2

The Ministry of Transport assigns the focal point to implement the Bien Hoa - Vung Tau expressway phase 1

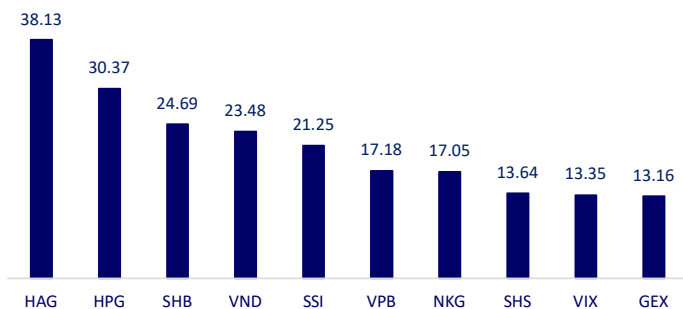
China's July exports increased more than expected, the highest since the beginning of the year

Former US Treasury Secretary warned the Fed about the mistake of the 1990s

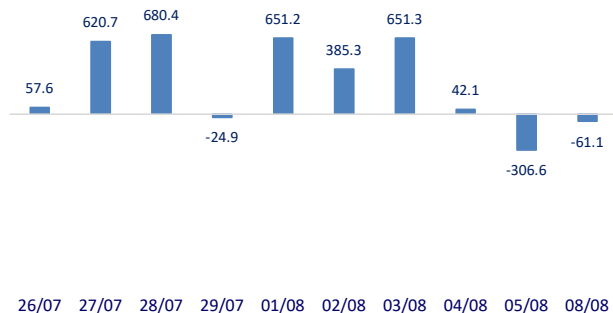
America's \$5 billion green ambition: Establishing a nationwide network of 500,000 charging stations, with 1 car charging station every 80 km

	Close	1D	5D	Buying vol.	Selling vol.	Content
VCB	82,000	0.00%	6.49%	1,362,300	1,792,800	MBB: Within the framework of Business Forum 2022 held by Forbes Vietnam on August 4 in Ho Chi Minh City, Military Commercial Joint Stock Bank (MB) was honored and awarded a certificate as one of 50 best listed companies in Vietnam 2022. This is the 8th consecutive time that MB has appeared in this ranking. Specifically, in 2021 - the last year in the development strategy for the period of 2017-2021, MB's total assets will reach VND 607,140 billion; charter capital reached VND 37,783 billion; bad debt ratio 0.9% (banks alone is 0.68%); safety limits comply with regulations of the State Bank.
BID	38,800	-0.51%	-0.51%	2,069,000	3,437,900	
CTG	29,000	0.00%	1.05%	4,993,000	6,859,800	
TCB	39,200	2.08%	1.55%	12,946,000	13,555,500	
VPB	30,000	2.21%	3.09%	26,444,700	23,085,300	
MBB	27,100	0.56%	2.26%	20,519,500	15,610,400	
HDB	25,000	1.21%	1.21%	4,918,500	4,790,300	
TPB	28,550	-0.87%	4.77%	4,865,200	4,861,300	
STB	25,300	0.20%	0.40%	15,676,100	16,101,900	
VIB	26,150	0.77%	-1.88%	3,419,000	2,725,400	
ACB	24,750	-0.40%	-1.00%	6,539,900	5,650,700	
NVL	81,800	1.11%	9.50%	5,129,300	4,214,200	PDR: Phat Dat Awarded Top 50 Prestigious and Effective Public Companies in 2022.
KDH	38,600	-0.26%	0.26%	940,200	1,168,700	
PDR	53,800	-0.37%	0.37%	2,638,500	2,717,700	
GAS	111,000	1.37%	2.87%	794,600	1,017,300	Last week, oil prices fell nearly 11%, to a 6-month low, showing that recession fears are pervading the oil market.
POW	14,000	0.00%	3.70%	22,797,500	29,557,100	
PLX	42,450	1.92%	1.56%	2,396,300	2,820,200	
VIC	64,600	-1.22%	-0.15%	1,914,200	2,267,900	VIC: According to CNBC, VinFast is looking to hire 8,000 more employees for its electric vehicle factory in Vietnam to boost production.
VHM	61,500	-0.49%	2.50%	3,096,200	3,618,400	
VRE	28,700	-0.86%	-1.03%	1,472,500	2,153,700	
VNM	72,200	-0.55%	-1.77%	4,223,000	4,164,700	After 2 years impacted by the Covid-19 epidemic, the beer industry recorded growth again in the first half of this year, especially in the second quarter with corporate profits skyrocketing.
MSN	104,800	0.29%	-4.20%	1,175,200	1,030,200	
SAB	181,000	-0.88%	-1.09%	318,600	252,500	
BVH	125,200	-1.03%	-1.49%	625,300	634,800	VIC: On August 4, in New Delhi (India) took place the program to introduce Danang tourism in India in 2022 organized by the Danang Department of Tourism. Accompanying also was Vietjet Air, introducing a direct route of Vietjet Air connecting major cities of India with Da Nang.
VJC	125,200	-1.03%	-1.49%	625,300	634,800	
FPT	86,000	0.23%	2.38%	2,775,000	2,947,500	
MWG	62,900	0.32%	2.61%	4,625,600	4,498,300	
GVR	25,100	1.41%	1.62%	3,277,700	4,334,300	
SSI	24,650	-0.60%	8.11%	37,877,900	45,718,200	
HPG	23,600	1.29%	3.51%	54,386,100	57,563,700	

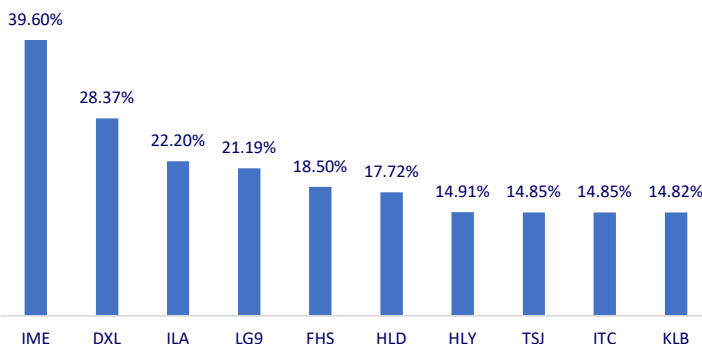
Top most traded tickers (Volume - in million)



Foreign net flow 10 nearest sessions (Billion VND)



Top increases in 3 consecutive sessions



Top decreases in 3 consecutive sessions

