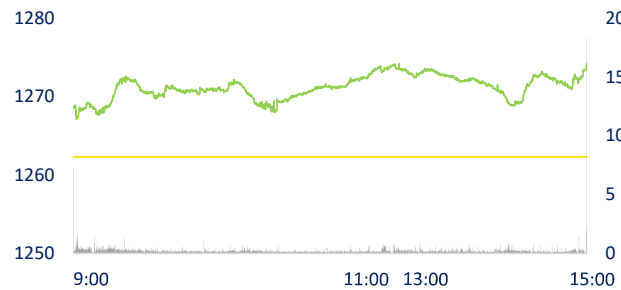
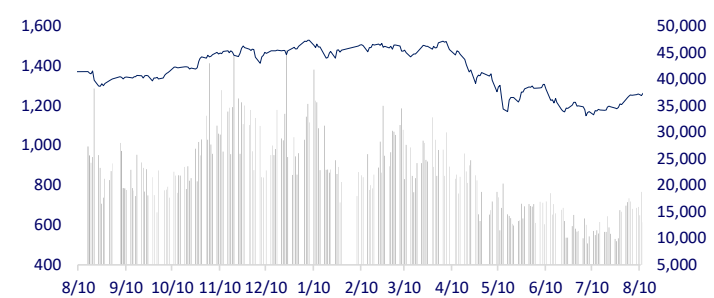
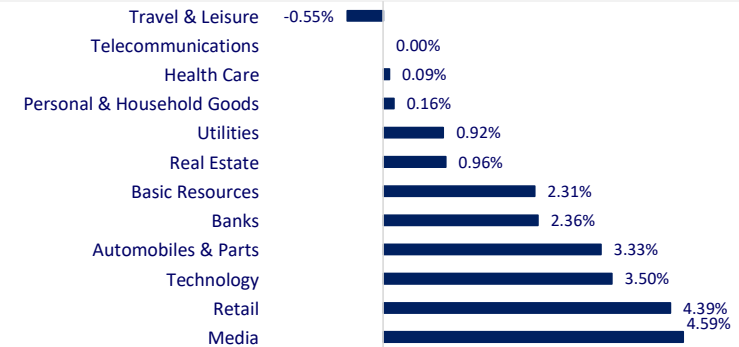


VIETNAM STOCK MARKET		1D	YTD
VN-INDEX	1,274.20	0.94%	-14.96%
VN30	1,293.79	1.00%	-15.75%
HNX	303.97	0.18%	-35.87%
UPCOM	92.64	-0.22%	-17.78%
Net Foreign buy (B)	93.87		
Total trading value (B)	17,838.34	16.65%	-42.59%

At the end of the session, VN-Index 11.87 points (0.94%) to 1,274.2 points thanks to many key stocks in the VN30 group such as BID, HDB, and MWG. Market liquidity increased sharply compared to the previous session. Total matched value reached VND16,313 billion, up 13.7%, of which, matched value on HoSE floor reached VND13,963 billion, up 15%. Foreign investors net bought VND65 billion on HoSE.

**INTRADAY VNINDEX 8/15/2022**

**VNINDEX (1Y)**

**ETF & DERIVATIVES**

		1D	YTD
E1VFN30	21,860	1.20%	-15.37%
FUEMAV30	15,260	1.19%	-15.64%
FUESSV30	16,000	-10.16%	-15.79%
FUESSV50	19,010	3.77%	-16.99%
FUESSVFL	18,100	0.56%	-19.48%
FUEVFN30	26,990	1.28%	-3.78%
FUEVN100	16,640	0.42%	-22.53%
VN30F2303	1,268.30	0.83%	
VN30F2212	1,277.70	0.94%	
VN30F2209	1,287.60	1.10%	
VN30F2208	1,293.00	1.01%	

**CHANGE IN PRICE BY SECTOR**

**GLOBAL MARKET**

		1D	YTD
Nikkei	28,871.78	0.00%	0.28%
Shanghai	3,276.09	-0.02%	-9.99%
Kospi	2,527.94	0.00%	-15.10%
Hang Seng	20,040.86	-0.53%	-14.35%
STI (Singapore)	3,256.82	-0.33%	4.26%
SET (Thái Lan)	1,628.15	0.36%	-1.78%
Crude oil (\$/barrel)	88.78	-2.71%	16.05%
Gold (\$/ounce)	1,796.35	-0.81%	-1.34%

Asian stocks mixed in the first session of the week. Japanese stocks rallied. The Nikkei 225 index fell slightly. Korean stocks closed for a holiday. The Shanghai Composite Index fell 0.02%. Hong Kong's Hang Seng Index fell 0.53%. The SET Index (Thailand) rose 0.36%

**VIETNAM ECONOMY**

		1D (bps)	YTD (bps)
Vnibor	3.30%	-68	249
Deposit interest 12M	5.60%	0	0
5 year-Gov. Bond	3.22%	-1	221
10 year-Gov. Bond	3.60%	0	160
USD/VND	23,544	0.01%	2.63%
EUR/VND	24,585	-0.51%	-7.11%
CNY/VND	3,527	-0.20%	-3.58%

The General Department of Taxation requires tax departments to transfer dossiers to the police or coordinate with relevant functional agencies to handle them for the cases of import, temporary import, transfer of cars and motorcycles of non-commercial origin but notice of dissolution, failure to declare, pay taxes, finalize taxes or flee from Business address.

**EVENT CALENDER**

Ticker	Ex-right Date	Last register Date	Exercise Date	Type	Rate	Value
SBA	8/15/2022	8/16/2022	9/8/2022	Cash		1,500
CRE	8/15/2022	8/16/2022		Stock	100:30	
CRE	8/15/2022	8/16/2022		Cash & Stock	1:1	10,000
NHC	8/15/2022	8/18/2022	8/26/2022	Cash		2,000
VFG	8/15/2022	8/16/2022		Stock	10:3	
NAP	8/15/2022	8/16/2022		Cash		550
HJS	8/16/2022	8/17/2022	8/30/2022	Cash		700
VCI	8/17/2022	8/18/2022		Stock	10:3	

## SELECTED NEWS

Vietnam ranks 11th in the top 50 emerging logistics markets

Auditing the name of a series of cement enterprises exploiting minerals beyond the license

Strengthen tax administration with imported cars and motorcycles for non-commercial purposes

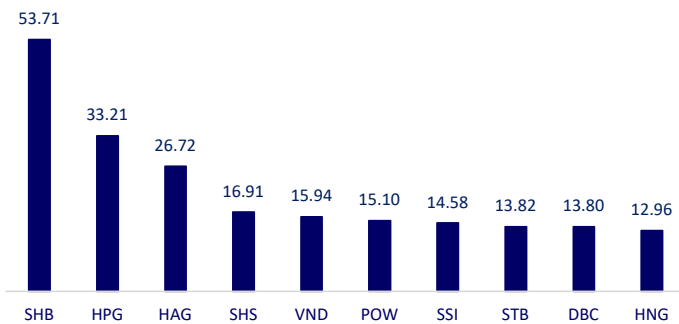
Thailand's economy grows slower than expectation

China unexpectedly cuts interest rates to boost growth

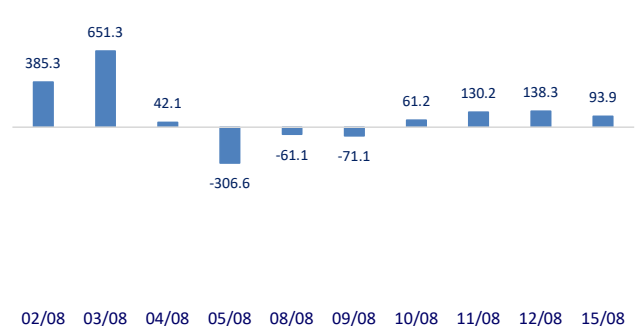
Russia can still hit a record in the 2022 grain harvest

	Close	1D	5D	Buying vol.	Selling vol.	Content
VCB	81,800	0.25%	-0.24%	1,618,400	2,463,100	MBB: The Vietnam Securities Depository (VSD) has just announced that it will close the list of shareholders of Military Commercial Joint Stock Bank - MBBank on August 23 to pay dividends in shares from accumulated profits after-tax for the year 2021. The right exercise rate is 20% (shareholders who own 10 shares will receive 2 new shares), equivalent to 755.6 million shares issued. Thus, after completing the above dividend payment transaction, the bank's charter capital will increase to more than 45,339 billion VND, equivalent to an increase of 7,556 billion VND.
BID	41,000	4.59%	5.67%	6,013,200	6,362,700	
CTG	29,450	2.79%	1.55%	12,959,300	11,864,400	
TCB	39,100	0.77%	-0.26%	6,841,400	9,137,000	
VPB	30,350	1.51%	1.17%	16,987,700	20,152,800	
MBB	27,350	1.11%	0.92%	15,213,100	17,902,400	
HDB	26,300	3.54%	5.20%	9,009,600	7,753,500	
TPB	28,950	1.22%	1.40%	4,477,700	6,282,800	
STB	25,650	0.00%	1.38%	21,539,300	30,654,000	
VIB	26,250	1.74%	0.38%	4,319,600	5,145,300	
ACB	24,950	0.60%	0.81%	6,324,400	7,610,200	
NVL	81,800	0.37%	0.00%	4,047,500	3,869,300	In the period of 2021 - 2030, Quang Ngai will allocate 2,157 hectares to investors to build commercial housing, urban areas and 40 hectares to deploy investment projects to build social housing.
KDH	38,800	0.00%	0.52%	1,494,400	1,486,700	
PDR	54,200	0.74%	0.74%	3,003,300	2,836,400	
GAS	114,000	-0.35%	2.70%	729,100	1,096,100	OPEC production in July increased by 216,000 bpd compared to June, to a total of 28.896 million bpd, thanks to increased supply in seven member countries.
POW	14,000	0.00%	0.00%	33,865,500	35,619,800	
PLX	42,100	0.36%	-0.82%	2,622,200	2,593,200	
VIC	66,400	0.30%	2.79%	1,393,400	1,890,100	VIC: VinFast has started planning for the Southeast Asian market and the destination is expected to be the Philippines, but now have to focus on the North American and European markets.
VHM	61,500	0.49%	0.00%	3,569,600	4,389,000	
VRE	29,550	0.68%	2.96%	1,839,200	2,786,400	
VNM	71,500	-0.56%	-0.97%	3,707,700	4,389,500	SAB: Sabeco leaders expect consumption volume to recover to pre-epidemic levels early next year. Enterprises still have the opportunity to increase prices and not lose market share.
MSN	108,500	1.21%	3.53%	803,000	1,160,000	
SAB	186,000	2.20%	2.76%	398,600	333,700	
BVH	124,400	0.08%	-0.64%	894,800	888,500	BVH: Baoviet comprehensively cooperates with VNPT, building a digital insurance - financial ecosystem. The 10-year cooperation, from 2022-2032, aims to build a digital insurance-finance ecosystem to bring more sustainable value to customers of both sides, responding to the campaign "Vietnamese people prioritize to Vietnamese goods".
VJC	124,400	0.08%	-0.64%	894,800	888,500	
FPT	88,900	2.77%	3.37%	5,663,100	5,416,300	
MWG	65,000	3.17%	3.34%	7,374,000	7,865,700	
GVR	24,850	0.00%	-1.00%	1,602,400	3,383,800	
SSI	24,750	-0.60%	0.41%	27,928,500	38,572,700	
HPG	24,000	0.21%	1.69%	55,640,700	65,831,500	

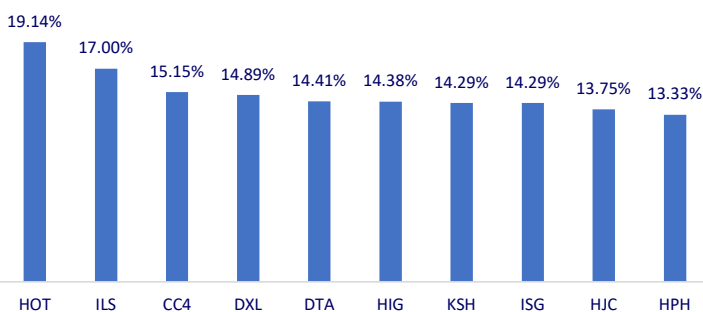
Top most traded tickers (Volume - in million)



Foreign net flow 10 nearest sessions (Billion VND)



Top increases in 3 consecutive sessions



Top decreases in 3 consecutive sessions

