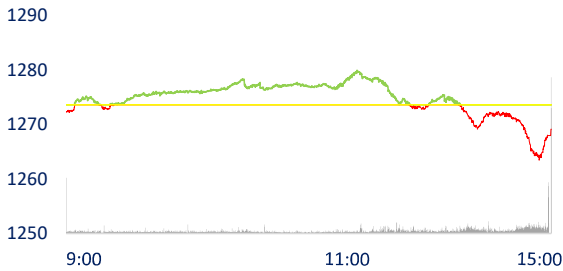
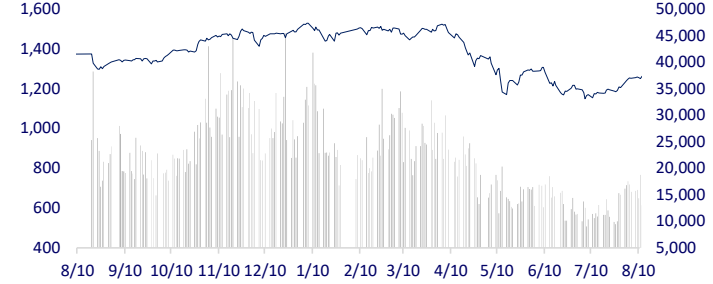
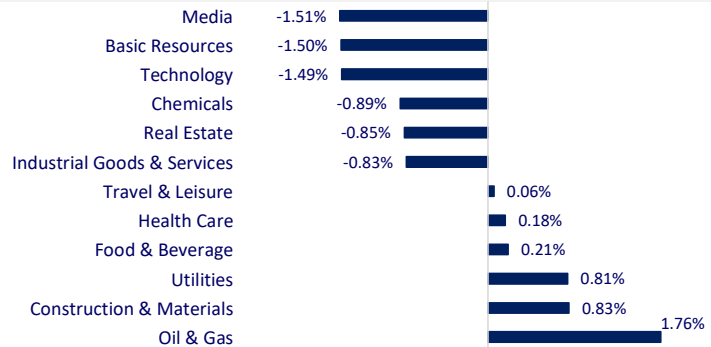


VIETNAM STOCK MARKET		1D	YTD
VN-INDEX	1,269.18	-0.35%	-15.29%
VN30	1,294.93	-0.38%	-15.68%
HNX	297.94	-1.08%	-37.14%
UPCOM	92.77	-0.09%	-17.67%
Net Foreign buy (B)	-106.05		
Total trading value (B)	17,331.35	-1.61%	-44.22%

At the end of the session, VN-Index dropped 4.48 points (-0.35%) to 1,269.18 points. The whole floor had 124 gainers, 338 losers and 57 standstill stocks. The total trading value reached VND15,912 bil, down 0.7% compared to the previous session, of which, the matching value on HoSE floor decreased by 3.6% to VND13,574 bil. Foreign investors net sold again VND100 bil on HoSE.

INTRADAY VNINDEX 8/19/2022

VNINDEX (1Y)


ETF & DERIVATIVES		1D	YTD
E1VFN30	21,800	-0.55%	-15.60%
FUEMAV30	15,300	-0.78%	-15.42%
FUESSV30	15,770	-11.45%	-17.00%
FUESSV50	20,000	4.38%	-12.66%
FUESSVFL	18,100	0.28%	-19.48%
FUEVFNVD	26,900	-0.74%	-4.10%
FUEVN100	16,560	-0.90%	-22.91%
VN30F2303	1,266.80	-0.39%	
VN30F2212	1,271.60	-0.57%	
VN30F2209	1,281.00	-0.74%	
VN30F2208	#N/A	-	

CHANGE IN PRICE BY SECTOR


GLOBAL MARKET		1D	YTD
Nikkei	28,930.33	-0.37%	0.48%
Shanghai	3,258.08	-0.59%	-10.49%
Kospi	2,492.69	-0.61%	-16.29%
Hang Seng	19,773.03	0.05%	-15.49%
STI (Singapore)	3,246.51	-0.82%	3.93%
SET (Thái Lan)	1,626.59	-0.58%	-1.87%
Crude oil (\$/barrel)	89.31	-1.52%	16.75%
Gold (\$/ounce)	1,767.00	-0.13%	-2.95%

Asia - Pacific stocks mixed in the last session of the week. In Japan, the Nikkei 225 index narrowed gains after the release of inflation data. The index is now down about 0.37%. The Shanghai Composite Index (China) fell 0.37%. Hong Kong's Hang Seng Index rebounded, up 0.05%. In South Korea, the Kospi index fell 0.61%.

VIETNAM ECONOMY		1D (bps)	YTD (bps)
Vnibor	2.05%	0	124
Deposit interest 12M	5.60%	0	0
5 year-Gov. Bond	3.14%	1	213
10 year-Gov. Bond	3.50%	17	150
USD/VND	23,543	0.01%	2.63%
EUR/VND	24,325	0.03%	-8.10%
CNY/VND	3,509	-0.26%	-4.07%

At the meeting on disbursement of public investment capital, Vice Chairman of Dong Nai Provincial People's Committee said that the disbursement rate of public investment capital of the province from the beginning of the year until now is still very low. Meanwhile, 16 projects have been allocated capital but not yet disbursed. This year, Dong Nai has been allocated public investment capital of more than VND14,100 bil. As of August 11, the locality has only disbursed nearly VND 4,900 bil.

EVENT CALENDER

Ticker	Ex-right Date	Last register Date	Exercise Date	Type	Rate	Value
IDC	8/19/2022	8/22/2022	9/6/2022	Cash		2,000
PGD	8/19/2022	8/22/2022	9/27/2022	Cash		2,500
KDC	8/19/2022	8/22/2022	9/5/2022	Cash		600
LAS	8/23/2022	8/24/2022	9/14/2022	Cash		600
BPC	8/23/2022	8/24/2022	9/28/2022	Cash		300
FPT	8/24/2022	8/25/2022	9/12/2022	Cash		1,000
BCC	8/24/2022	8/25/2022	10/25/2022	Cash		500
HBC	8/24/2022	8/25/2022	9/30/2022	Cash		300

SELECTED NEWS

Enterprises apply to invest 26,680 billion VND in Cam Ranh

Hanoi and Ho Chi Minh City have labor shortages

Ca Mau speeds up construction of key projects

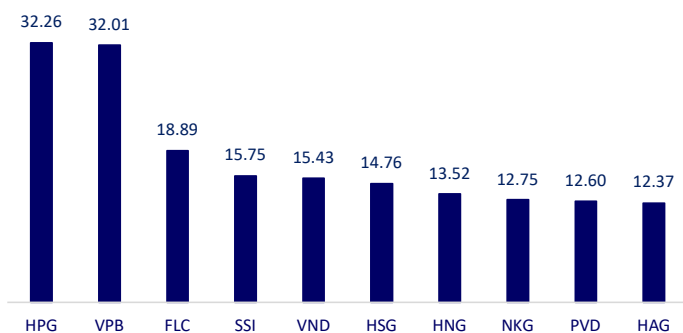
Turkey shocks interest rate cuts despite nearly 80% inflation

Inflation in Japan rises to fastest pace in more than 7 years

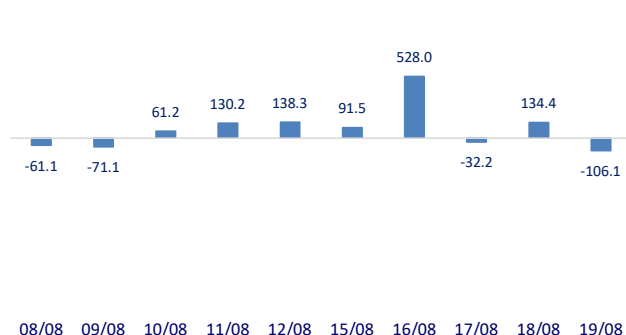
Emerging countries' economies "struggling" as rich countries scramble to buy gas

	Close	1D	5D	Buying vol.	Selling vol.	Content
VCB	80,900	-0.74%	-0.86%	1,578,600	2,112,800	According to the latest data of the State Bank, as of May, deposits from economic organizations as well as from residents continued to increase and were VND 430,000 bil higher than the level at the end of last year. Specifically, according to the State Bank of Vietnam, as of May, deposits of economic organizations into the credit institution system reached VND 5,806 mil bil, an increase of 2.86% (corresponding to VND 161,615 bil compared to the end of last year. Notably, deposits from economic organizations increased again after a slight decrease in April. Compared to April, deposits from the economic sector increased by VND11,589 bil.
BID	39,350	-0.63%	0.38%	2,667,400	2,879,900	
CTG	28,250	-1.74%	-1.40%	7,553,000	9,489,300	
TCB	39,000	-0.26%	0.52%	4,836,500	5,566,000	
VPB	31,250	3.99%	4.52%	60,174,400	48,681,300	
MBB	27,600	-0.18%	2.03%	15,261,000	19,500,200	
HDB	26,250	-2.05%	3.35%	5,525,300	6,098,800	
TPB	28,400	-1.05%	-0.70%	2,533,000	2,957,000	
STB	25,100	-0.40%	-2.14%	13,543,700	15,800,500	
VIB	25,700	-1.15%	-0.39%	3,135,100	4,439,100	
ACB	24,850	-1.19%	0.20%	3,619,900	5,540,800	
NVL	82,300	-0.96%	0.98%	3,137,300	3,755,900	On the afternoon of August 18, Me Linh District Land Fund Development Center successfully held an auction for 18 land plots in Chi Dong town, expected to collect nearly VND 160 bil.
KDH	38,700	-1.53%	-0.26%	1,049,300	1,525,900	
PDR	57,600	-1.37%	7.06%	3,278,500	3,565,800	
GAS	115,600	1.67%	1.05%	1,038,100	1,731,600	Oil prices increased by about 3% when investors received some positive information related to the job market and the demand for fuel of the American people.
POW	13,600	-1.45%	-2.86%	25,759,400	28,583,800	
PLX	42,700	0.71%	1.79%	3,249,800	3,173,000	
VIC	67,900	-0.29%	2.57%	2,211,800	2,409,700	Vinhomes made its mark with a series of sea festivals and large-scale events, attracting a large number of residents to participate in Vinhomes Ocean Park 2 - The Empire.
VHM	60,100	-1.64%	-1.80%	4,115,800	4,861,300	
VRE	29,300	-1.01%	-0.17%	3,567,000	4,358,600	
VNM	74,100	0.95%	3.06%	8,017,400	8,847,300	VNM: Vinamilk has surpassed 2 other big brands to take the leading position in the Top 3 most potential global dairy brands.
MSN	112,000	0.00%	4.48%	804,700	1,408,100	
SAB	195,000	0.78%	7.14%	178,300	263,400	
BVH	124,000	0.00%	-0.24%	723,600	831,800	HPG: Hoa Phat sets the selling price of HRC steel (CFR) at \$595/ton for both SAE 1006 and SS400, down \$15/ton from last month, a source from Hoa Phat said. According to the announcement on August 17, this steel company said that the price of HRC for October delivery in October 2022 was at VND 14,000/kg and asked customers to confirm the order before August 23. This price applies to both HCMC and Hai Phong.
VJC	124,000	0.00%	-0.24%	723,600	831,800	
FPT	86,900	-1.59%	0.46%	3,041,500	3,145,900	
MWG	64,100	-0.62%	1.75%	4,738,000	5,277,200	
GVR	24,200	-0.62%	-2.62%	2,970,100	3,026,600	
SSI	25,150	0.20%	1.00%	32,577,500	34,678,300	
HPG	23,750	-1.66%	-0.84%	45,554,800	58,152,400	

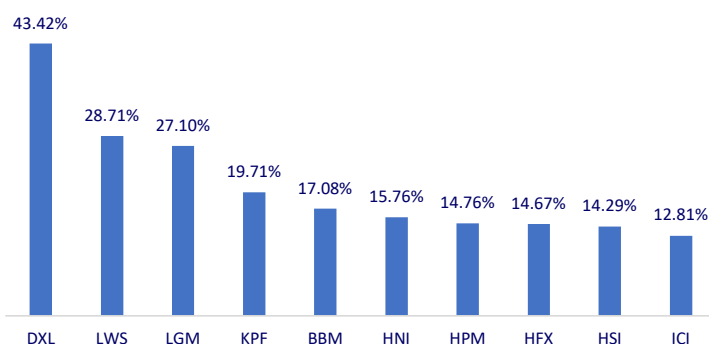
Top most traded tickers (Volume - in million)



Foreign net flow 10 nearest sessions (Billion VND)



Top increases in 3 consecutive sessions



Top decreases in 3 consecutive sessions

