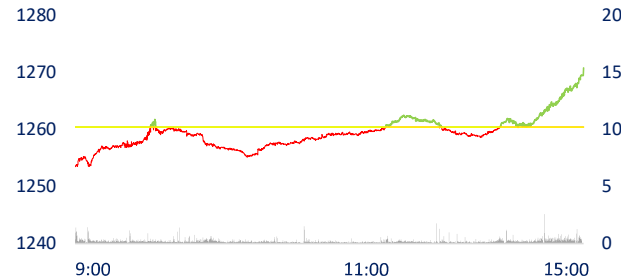
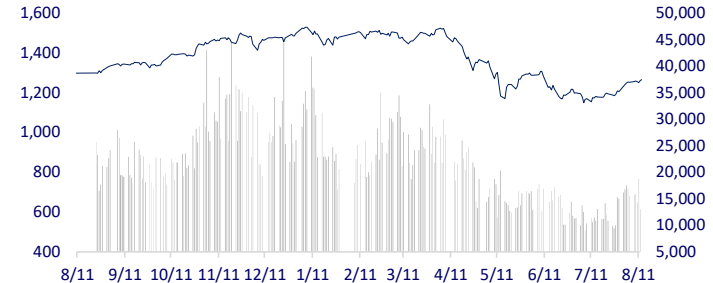
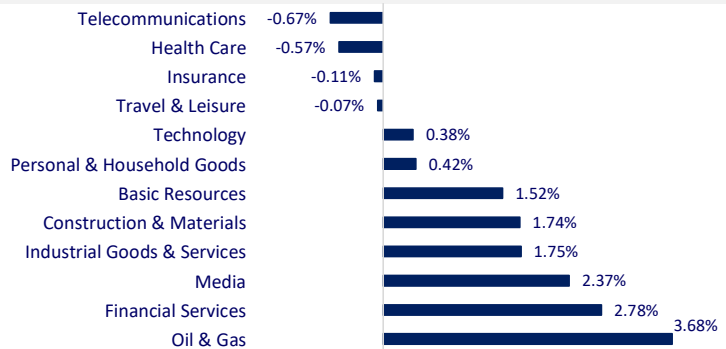


VIETNAM STOCK MARKET		1D	YTD
VN-INDEX	1,270.81	0.82%	-15.18%
VN30	1,292.00	0.51%	-15.87%
HNX	299.14	1.50%	-36.89%
UPCOM	92.78	0.61%	-17.66%
Net Foreign buy (B)	-80.05		
Total trading value (B)	16,969.13	-4.02%	-45.39%

At the end of the session, Foreigners bought 37 mil shares, worth 888 billion dong, while selling 36 mil shares, worth VND968 bil. Total net buying volume stood at 727,472 shares. Foreign investors on HoSE were the strongest net buyers of VNM with VND162 bil, while VHM was sold the most with VND45 bil.

**INTRADAY VNINDEX 8/23/2022**

**VNINDEX (1Y)**


ETF & DERIVATIVES		1D	YTD
E1VFN30	21,790	-0.05%	-15.64%
FUEMAV30	15,250	0.13%	-15.70%
FUESSV30	15,750	-11.57%	-17.11%
FUESSV50	20,290	1.45%	-11.40%
FUESSVFL	18,050	-3.99%	-19.71%
FUEVFN30	27,150	0.41%	-3.21%
FUEVN100	16,730	1.03%	-22.11%
VN30F2303	1,266.10	0.24%	
VN30F2212	1,273.00	0.39%	
VN30F2210	1,280.00	0.86%	
VN30F2209	1,283.10	0.95%	

**CHANGE IN PRICE BY SECTOR**


GLOBAL MARKET		1D	YTD
Nikkei	28,452.75	0.16%	-1.18%
Shanghai	3,276.22	-0.05%	-9.99%
Kospi	2,435.34	-1.10%	-18.21%
Hang Seng	19,503.25	-0.78%	-16.64%
STI (Singapore)	3,246.21	-0.50%	3.92%
SET (Thái Lan)	1,634.13	1.13%	-1.42%
Crude oil (\$/barrel)	91.91	1.13%	20.14%
Gold (\$/ounce)	1,750.65	-0.05%	-3.85%

Asian stocks all fell after the "backward" session of US stocks with the Dow Jones and S&P 500 falling the most since mid-June. In Hong Kong, the Hang Seng index fell 0.78%. In South Korea, the Kospi index fell 1.1%. The Shanghai Composite Index fell 0.05%. In contrast, Japan's Nikkei 225 gained 0.16%.

VIETNAM ECONOMY		1D (bps)	YTD (bps)
Vnibor	2.49%	0	168
Deposit interest 12M	5.60%	0	0
5 year-Gov. Bond	3.19%	-1	218
10 year-Gov. Bond	3.57%	5	157
USD/VND	23,577	0.11%	2.78%
EUR/VND	23,988	-0.09%	-9.37%
CNY/VND	3,493	0.14%	-4.51%

In the report on the assessment of the implementation of the 2022 plan, the expected 2023 plan of the Industry and Trade sector, which has just been sent by the Ministry of Industry and Trade to the Ministry of Planning and Investment, said that in the first 6 months of the year, import and export turnover continued to increase with amount more than 371.3 bil USD. In which, export turnover of goods increased by 17.3% over the same period last year, reaching more than 186 bil USD.

**EVENT CALENDER**

Ticker	Ex-right Date	Last register Date	Exercise Date	Type	Rate	Value
LAS	8/23/2022	8/24/2022	9/14/2022	Cash		600
BPC	8/23/2022	8/24/2022	9/28/2022	Cash		300
FPT	8/24/2022	8/25/2022	9/12/2022	Cash		1,000
BCC	8/24/2022	8/25/2022	10/25/2022	Cash		500
HBC	8/24/2022	8/25/2022	9/30/2022	Cash		300
HBC	8/24/2022	8/25/2022		Stock	10:7	
C32	8/25/2022	8/26/2022	9/21/2022	Cash		1,200
SZB	8/25/2022	8/26/2022	9/23/2022	Cash		2,500

## SELECTED NEWS

Speeding up site clearance to deploy Bien Hoa-Vung Tau expressway

Expecting "wave" of FDI in the automotive industry

Export turnover for the whole year is estimated at about 368 bil USD, up more than 9%.

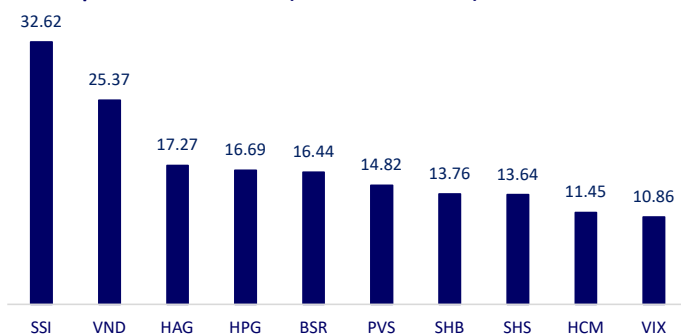
China strengthens monetary policy easing to revive the economy that is losing momentum

Gas prices set record, Belgium warns Europe will face '10 difficult winters'

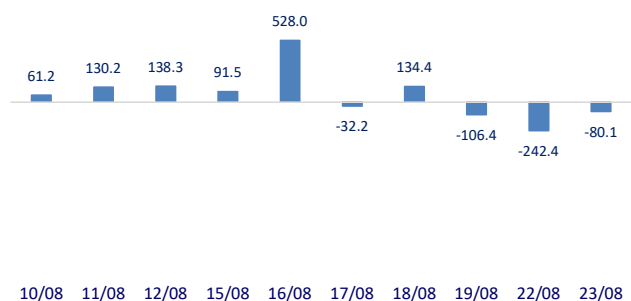
Citigroup: UK inflation could surpass 18%

	Close	1D	5D	Buying vol.	Selling vol.	Content
VCB	80,200	0.25%	-1.60%	1,016,800	1,172,200	MBB: MB Debt Management and Asset Exploitation Company Limited (MBAMC), a subsidiary of MB, announces a competitive offer to sell all debts of Tan Tan JSC and Sing Sing JSC at Sai Gon branch. The properties offered for sale are the entire principal and interest obligations of the two enterprises as of the end of August 17. In which, the total outstanding debt of Sing Sing Joint Stock Company is more than 31.1 bil VND, principal debt is VND 6.8 bil, the remaining more than VND 24.2 bil is interest debt. Tan Tan Joint Stock Company recorded a debt including principal and interest of more than VND 28.7 bil (principal debt of VND 6.3 bil).
BID	39,500	2.73%	-2.47%	3,198,700	2,551,400	
CTG	28,000	0.00%	-4.11%	9,414,800	5,858,000	
TCB	38,800	0.26%	-0.51%	6,175,400	5,188,400	
VPB	31,200	-0.16%	3.48%	17,786,900	16,400,900	
MBB	23,200	0.43%	2.17%	13,340,700	9,444,300	
HDB	25,700	0.98%	-2.47%	4,903,100	3,333,400	
TPB	28,000	0.36%	-2.95%	2,534,500	2,373,400	
STB	25,000	1.21%	-2.15%	18,445,700	17,219,900	
VIB	25,200	0.80%	-4.55%	2,713,700	2,161,000	
ACB	24,800	0.61%	-0.20%	5,175,900	4,422,600	
NVL	82,000	0.24%	-1.20%	4,671,200	4,083,200	The supply of housing scarced in recent years, causing increase of apartment prices, not only in the primary segment, but also in old apartments, including apartments without red books.
KDH	37,700	0.00%	-2.96%	2,146,900	1,726,800	
PDR	56,600	0.89%	3.85%	3,846,400	3,509,100	
GAS	117,000	1.83%	3.08%	885,200	1,271,100	Europe is afraid that Russia will lock down the Nord Stream 1 pipeline during this maintenance to push European countries into an unprecedented "cold winter" ...
POW	13,900	1.83%	-1.42%	28,671,100	21,464,300	
PLX	44,000	3.90%	1.73%	8,694,600	6,577,100	
VIC	65,000	-1.52%	-1.37%	2,705,400	2,136,200	VIC: Vingroup's General Director said that in the next 2 years, the group needs 100,000 employees, of which 20% are senior personnel at least at university level; about 10% for the production block.
VHM	59,500	0.17%	-2.94%	3,123,800	2,471,900	
VRE	28,850	-0.69%	-1.54%	3,530,500	2,543,900	
VNM	75,800	2.85%	5.57%	10,510,300	6,754,700	MSN: Phuc Long is valued at 450 million USD by Masan
MSN	112,600	0.72%	3.30%	1,103,300	1,347,900	
SAB	190,000	-2.06%	1.06%	154,600	169,000	
BVH	123,500	-0.32%	0.08%	794,400	939,300	MWG: Mobile World has recently updated its business situation until July 2022. Specifically, the company's revenue reached VND11 tril, up 16% over the same period. In which, the main contribution was the phone and electronics segment with VND 8,400 bil, up 63% over the same period.
VJC	123,500	-0.32%	0.08%	794,400	939,300	
FPT	87,000	0.23%	-1.92%	2,534,400	1,691,200	
MWG	66,900	0.60%	1.36%	6,906,900	8,624,800	
GVR	23,950	1.27%	-3.43%	2,798,700	1,962,100	
SSI	25,400	2.83%	3.25%	62,558,600	55,141,200	
HPG	23,650	1.28%	-3.67%	41,658,400	32,783,500	

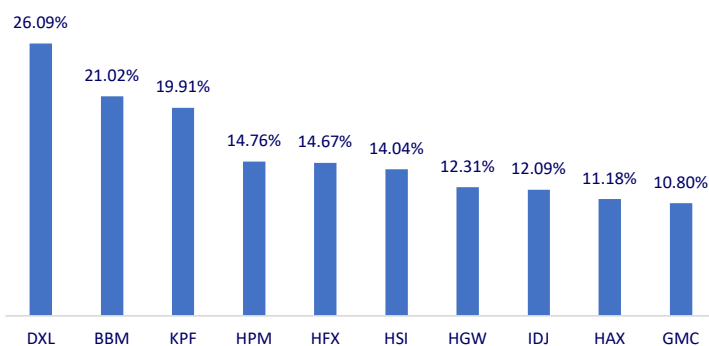
Top most traded tickers (Volume - in million)



Foreign net flow 10 nearest sessions (Billion VND)



Top increases in 3 consecutive sessions



Top decreases in 3 consecutive sessions

