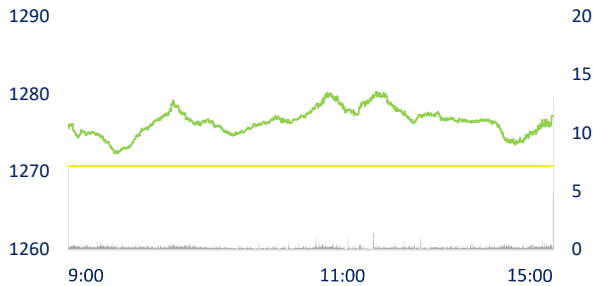
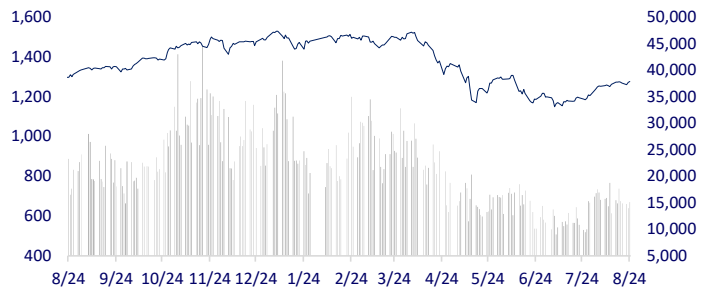
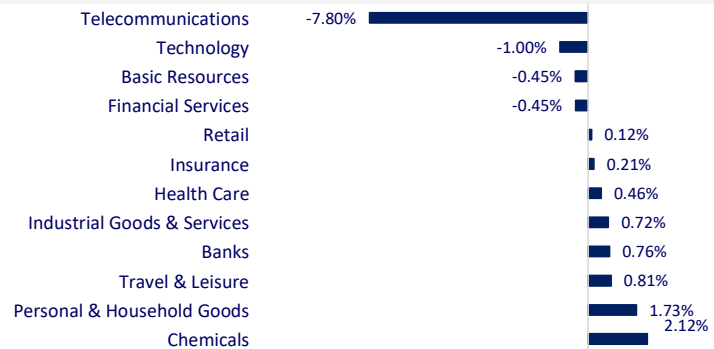


VIETNAM STOCK MARKET		1D	YTD
VN-INDEX	1,277.16	0.50%	-14.76%
VN30	1,296.41	0.34%	-15.58%
HNX	301.30	0.72%	-36.43%
UPCOM	93.30	0.56%	-17.20%
Net Foreign buy (B)	-156.75		
Total trading value (B)	17,895.01	5.46%	-42.41%

At the end of the trading session on August 24, 2022, VN-Index continued to increase positively. Liquidity on HOSE improved, increased by 8% compared to the previous session with a total trading value of VND15,196 bil. As observed at leading stocks, banking group was the main gainer of the market when contributing 3.1 points to VN-Index. Followed by the Food and Chemical Manufacturing group.

INTRADAY VNINDEX 8/24/2022

VNINDEX (1Y)


ETF & DERIVATIVES		1D	YTD
E1VFN30	21,910	0.55%	-15.18%
FUEMAV30	15,250	0.00%	-15.70%
FUESSV30	16,050	-9.88%	-15.53%
FUESSV50	19,760	-2.61%	-13.71%
FUESSVFL	18,290	1.33%	-18.64%
FUEVFNVD	27,220	0.26%	-2.96%
FUEVN100	16,700	-0.18%	-22.25%
VN30F2303	1,271.80	0.45%	
VN30F2212	1,274.40	0.11%	
VN30F2210	1,282.30	0.18%	
VN30F2209	1,285.20	0.16%	

CHANGE IN PRICE BY SECTOR


GLOBAL MARKET		1D	YTD
Nikkei	28,313.47	-0.44%	-1.66%
Shanghai	3,215.20	-1.86%	-11.66%
Kospi	2,447.45	0.50%	-17.81%
Hang Seng	19,268.74	-1.20%	-17.65%
STI (Singapore)	3,237.68	-0.26%	3.65%
SET (Thái Lan)	1,633.48	-0.04%	-1.46%
Crude oil (\$/barrel)	94.72	1.13%	23.82%
Gold (\$/ounce)	1,764.95	0.33%	-3.07%

Asian stocks mixed in the session of 24/8. In Japan, the Nikkei 225 index fell 0.49% to 28,313.47 points. Chinese stocks fell. The Shanghai Composite Index fell 1.86% to 3,215.2 points. The Hang Seng Index (Hong Kong) fell 1.2% to 19,268.74 points. In South Korea, the Kospi rose 0.5% to 2,447.45.

VIETNAM ECONOMY		1D (bps)	YTD (bps)
Vnibor	2.73%	24	192
Deposit interest 12M	5.60%	0	0
5 year-Gov. Bond	3.17%	-2	216
10 year-Gov. Bond	3.58%	1	158
USD/VND	23,615	0.15%	2.94%
EUR/VND	24,079	0.03%	-9.03%
CNY/VND	3,490	-0.26%	-4.59%

Statistics of businesses that have published semi-annual financial statements for review in 2022 show that the profits of many businesses have changed after the review. Most of them changed in the direction of decreasing profits, some businesses even changed from being profitable to losing, and many businesses continued to be questioned by the audit about their ability to continue operating.

EVENT CALENDER

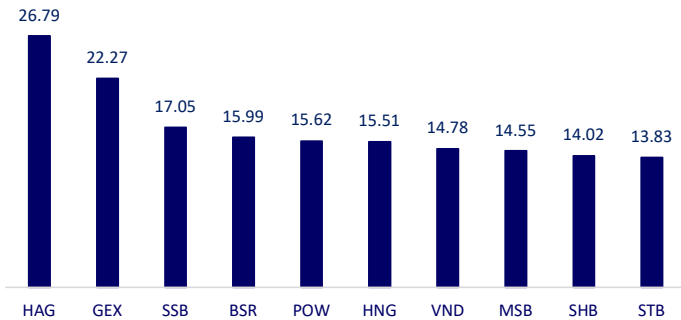
Ticker	Ex-right Date	Last register Date	Exercise Date	Type	Rate	Value
FPT	8/24/2022	8/25/2022	9/12/2022	Cash		1,000
BCC	8/24/2022	8/25/2022	10/25/2022	Cash		500
HBC	8/24/2022	8/25/2022	9/30/2022	Cash		300
HBC	8/24/2022	8/25/2022		Stock	10:7	
C32	8/25/2022	8/26/2022	9/21/2022	Cash		1,200
SZB	8/25/2022	8/26/2022	9/23/2022	Cash		2,500
SGN	8/26/2022	8/29/2022	9/15/2022	Cash		2,500
HAD	8/26/2022	8/29/2022	9/15/2022	Cash		1,000

SELECTED NEWS

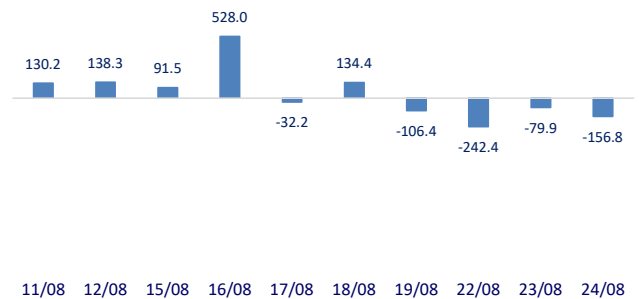
Vietnam has the opportunity to welcome the "wave" of large-scale FDI
 New or unfinished wind and solar power all have to negotiate with EVN to sell electricity
 Explanation of public investment: 8 months, Ho Chi Minh City disbursed 29% of capital
 Europe's thirst for gas is creating a new race on a global scale
 Poland calls for complete dismantling of Nord Stream 2 pipeline
 Euro hits 2-decade low, yuan 2-year low, USD fluctuates like a roller coaster

	Close	1D	5D	Buying vol.	Selling vol.	Content
VCB	82,000	2.24%	0.61%	1,979,600	2,053,700	BID: Joint Stock Commercial Bank for Investment and Development of Vietnam has just announced the auction of debts of two companies with outstanding loans of up to VND 940 bil. Specifically, on September 8, BIDV will conduct an auction of assets that are debts of Vertical Synergy Vietnam Joint Stock Company, including all principal balances, interest balances, and fees incurred up to the time of the purchase and sale transaction. Total outstanding debt as of August 14, 2022 is VND477.5 bil, of which principal balance is VND347 bil, interest balance is 130 billion dong. The starting price for this debt is VND 381.57 bil.
BID	39,300	-0.51%	-1.75%	1,511,700	2,298,600	
CTG	28,200	0.71%	-3.09%	6,584,200	5,849,500	
TCB	39,250	1.16%	-0.13%	7,828,400	7,321,300	
VPB	31,400	0.64%	4.15%	21,732,200	23,099,100	
MBB	23,300	0.43%	0.76%	15,549,200	13,103,300	
HDB	25,900	0.78%	-3.18%	2,898,500	3,091,500	
TPB	28,100	0.36%	-2.09%	2,195,500	2,649,000	
STB	25,400	1.60%	0.00%	24,651,000	24,051,300	
VIB	25,100	-0.40%	-4.02%	2,179,900	3,848,500	
ACB	24,850	0.20%	-0.40%	5,037,300	6,149,900	
NVL	82,900	1.10%	-1.78%	3,386,700	3,724,700	The supply of housing scarced in recent years, causing increase of apartment prices, not only in the primary segment, but also in old apartments, including apartments without red books.
KDH	37,750	0.13%	-3.94%	1,768,200	1,618,400	
PDR	56,400	-0.35%	-3.09%	3,128,200	3,223,600	
GAS	117,300	0.26%	4.36%	653,600	1,110,200	Despite many advantages and in line with the commitment to cut CO2 emissions, the development of imported LNG power projects in Vietnam is still facing many great challenges.
POW	14,050	1.08%	0.72%	33,951,200	43,546,800	
PLX	43,800	-0.45%	2.70%	3,840,000	3,330,400	
VIC	64,900	-0.15%	-3.57%	1,767,300	1,630,600	VHM: Masterise Homes and Vinhomes have just announced a partnership to distribute 2 Masteri Waterfront projects in Vinhomes Ocean Park and Masteri West Heights.
VHM	59,700	0.34%	-2.61%	2,843,400	2,223,600	
VRE	28,600	-0.87%	-3.05%	3,096,300	2,709,900	
VNM	77,700	2.51%	7.02%	12,361,600	9,410,900	Domestic individual investors net bought more than VND170 bil, gathering strongly VNM session 24/8
MSN	111,900	-0.62%	0.54%	1,018,000	1,126,100	
SAB	187,000	-1.58%	-0.80%	246,700	213,900	
BVH	123,500	0.00%	0.00%	712,700	775,700	FPT: FPT Smart Cloud is the only Asian company to receive the Stevie Awards in the category of Most Innovative Technology Enterprise, on August 17. The company passed 3,700 nominations in 63 countries around the world to receive the award. The jury is made up of 300 experts from around the world. According to the council's assessment, FPT has achieved many marks in product innovation and development after two years of establishment.
VJC	123,500	0.00%	0.00%	712,700	775,700	
FPT	86,200	0.23%	-1.24%	1,852,400	2,331,300	
MWG	66,800	-0.15%	2.77%	5,104,800	4,648,500	
GVR	24,150	0.84%	-1.63%	2,593,100	2,167,900	
SSI	25,250	-0.59%	2.85%	27,138,200	31,690,400	
HPG	23,500	-0.63%	-3.29%	24,057,500	24,600,300	

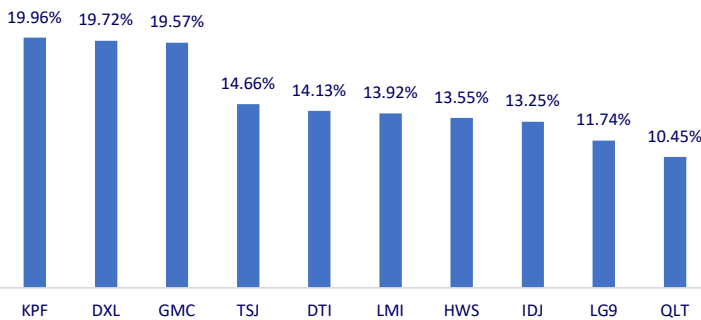
Top most traded tickers (Volume - in million)



Foreign net flow 10 nearest sessions (Billion VND)



Top increases in 3 consecutive sessions



Top decreases in 3 consecutive sessions

