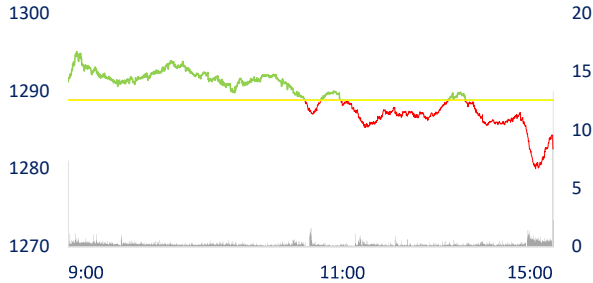
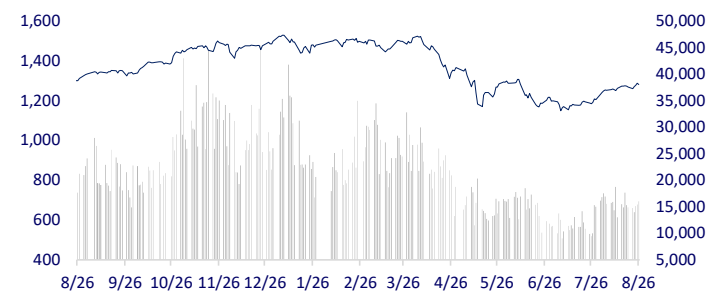
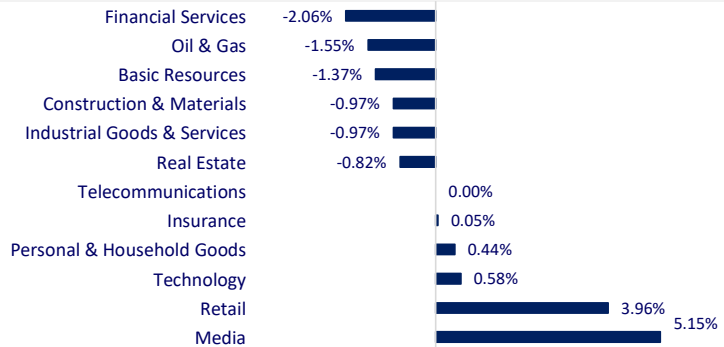


VIETNAM STOCK MARKET		1D	YTD
VN-INDEX	1,282.57	-0.49%	-14.40%
VN30	1,306.81	-0.36%	-14.91%
HNX	299.50	-0.78%	-36.81%
UPCOM	92.88	-0.76%	-17.57%
Net Foreign buy (B)	-59.98		
Total trading value (B)	19,199.81	6.47%	-38.21%

At the end of the session, VN-Index dropped 6.31 points (-0.49%) to 1,282.57 points. The whole floor had 131 gainers, 321 losers and 69 unchanged stocks. The total matched value reached VND17,371 bil, up 7% compared to the previous session, of which, the matched value on HoSE increased 7.4% to VND14,681 bil. Foreign investors net sold VND60 bil.

**INTRADAY VNINDEX 8/26/2022**

**VNINDEX (1Y)**


ETF & DERIVATIVES		1D	YTD
E1VFN30	22,120	-0.36%	-14.36%
FUEMAV30	15,450	0.32%	-14.59%
FUESSV30	16,260	-8.70%	-14.42%
FUESSV50	20,590	2.95%	-10.09%
FUESSVFL	18,300	-1.08%	-18.59%
FUEVFN30	27,660	0.40%	-1.39%
FUEVN100	17,200	1.18%	-19.93%
VN30F2303	1,276.00	-0.58%	
VN30F2212	1,283.00	-0.72%	
VN30F2210	1,287.00	-0.92%	
VN30F2209	1,293.00	-0.77%	

**CHANGE IN PRICE BY SECTOR**


GLOBAL MARKET		1D	YTD
Nikkei	28,641.38	-0.47%	-0.52%
Shanghai	3,236.22	-0.31%	-11.09%
Kospi	2,481.03	0.15%	-16.68%
Hang Seng	20,148.00	0.90%	-13.89%
STI (Singapore)	3,256.33	0.26%	4.25%
SET (Thái Lan)	1,645.94	0.09%	-0.70%
Crude oil (\$/barrel)	93.31	0.27%	21.97%
Gold (\$/ounce)	1,764.70	-0.27%	-3.08%

Asian markets mixed in the last session of the week. Nikkei 225 (Japan) fell 0.47%, Shanghai Composite (China) dropped 0.31%. In contrast, Kospi (Korea) increased 0.15%, Hang Seng (Hong Kong) increased 0.9%, SET (Thailand) increased 0.09%.

VIETNAM ECONOMY		1D (bps)	YTD (bps)
Vnibor	3.82%	5	301
Deposit interest 12M	5.60%	0	0
5 year-Gov. Bond	3.22%	4	221
10 year-Gov. Bond	3.60%	4	160
USD/VND	23,553	-0.05%	2.67%
EUR/VND	24,087	0.06%	-9.00%
CNY/VND	3,482	-0.23%	-4.81%

The semiconductor market in Vietnam is expected to grow by USD1.65 bil between 2021 and 2025, according to a report by technology research and consulting company Technavio. Vietnam continues to become the focus of the semiconductor industry when Samsung announced its plan to produce semiconductor components from July next year with an additional investment of USD920 mil.

**EVENT CALENDER**

Ticker	Ex-right Date	Last register Date	Exercise Date	Type	Rate	Value
SGN	8/26/2022	8/29/2022	9/15/2022	Cash		2,500
HAD	8/26/2022	8/29/2022	9/15/2022	Cash		1,000
SHI	8/26/2022	8/29/2022		Stock	100:8	
VIX	8/26/2022	8/29/2022		Stock	100:6	
TCL	8/29/2022	8/30/2022	9/20/2022	Cash		4,200
INC	8/29/2022	8/30/2022	9/15/2022	Cash		1,500
TBC	8/29/2022	8/30/2022	9/23/2022	Cash		1,500
SZC	8/30/2022	8/31/2022	9/28/2022	Cash		1,000

## SELECTED NEWS

Vietnam: The new "stop" of the semiconductor industry

Lacking a special mechanism, Cai Mep-Thi Vai port cluster has not developed commensurately

Carefully study the plan to build an oil refinery

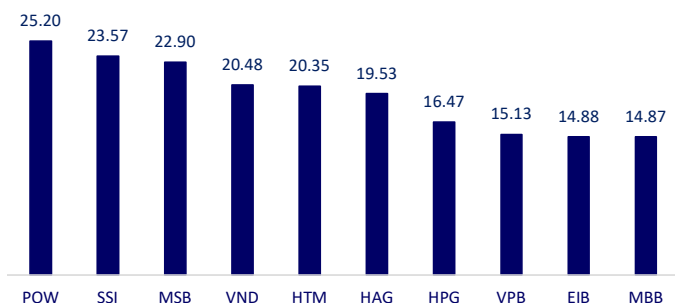
Warren Buffett made \$4 bil in less than half a year by investing in Occidental Petroleum stock

Europe: Steel consumption in 2022 may decrease by 1.7%

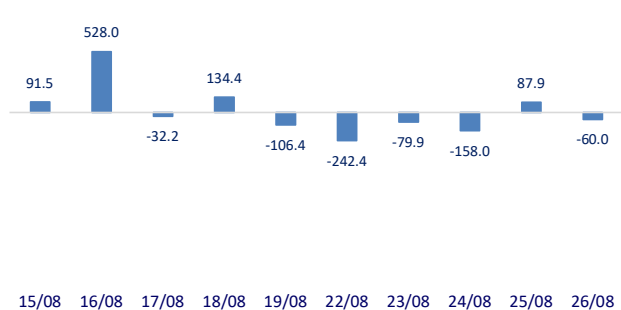
Russia and Saudi Arabia are vying for oil market share in Asia

	Close	1D	5D	Buying vol.	Selling vol.	Content
VCB	82,500	0.61%	1.98%	2,402,300	2,967,300	BID: BIDV announced the selection of a unit to appraise the assets to secure the debt of two enterprises, Duc Nhan Dak Psi Hydropower Joint Stock Company and Hoang Nhi Co., Ltd. As of August 17, the total outstanding balance of Duc Nhan Dak Psi Hydropower Joint Stock Company at BIDV Gia Lai branch is 572.4 bil VND. BIDV said that the collateral for the debt is the Dak Psi hydropower plant with an address in Dak Pxi commune, Dak Ha district, Kon Tum province. The second debt is from Hoang Nhi Company as of August 17, the outstanding debt of this business at BIDV Gia Lai branch is more than 430.5 billion VND. The collateral for the loan balance is a building material factory in Tra Da industrial zone.
BID	39,400	0.25%	0.13%	3,172,000	5,118,100	
CTG	28,450	-0.87%	0.71%	7,863,500	8,162,600	
TCB	39,500	-0.13%	1.28%	7,551,300	8,588,600	
VPB	31,600	-1.10%	1.12%	22,554,400	29,329,100	
MBB	23,600	-0.21%	2.61%	15,925,400	19,299,700	
HDB	26,300	-0.57%	0.19%	2,615,500	4,944,700	
TPB	28,400	-1.39%	0.00%	2,111,300	4,250,600	
STB	25,100	-2.14%	0.00%	17,771,600	26,628,100	
VIB	25,400	-1.17%	-1.17%	3,093,600	3,949,500	
ACB	24,800	-0.80%	-0.20%	6,158,400	9,594,000	
NVL	83,300	-0.36%	1.22%	3,603,400	5,609,600	NVL: Novaland is expected to issue more than 482.58 mil NVL shares with par value of 10,000 VND/share, equivalent to total issuance value at par value of 4,825.8 bil VND.
KDH	38,350	0.39%	-0.90%	1,164,100	1,419,300	
PDR	56,300	-0.71%	-2.26%	3,236,500	3,354,800	In July, the amount of coal purchased by China from Russia increased 14% year-on-year to 7.4 mil tons, marking a record level.
GAS	115,200	-1.12%	-0.35%	921,700	1,168,700	
POW	14,250	1.06%	4.78%	48,097,900	58,885,200	
PLX	43,500	-0.91%	1.87%	3,606,700	3,686,300	VIC: Vingroup announced two driver-assistance technology products, including: driver monitoring system (DMS) and enhanced 360-degree panoramic view (ASVM) feature.
VIC	65,000	-1.37%	-4.27%	1,571,000	1,572,800	
VHM	60,300	-1.15%	0.33%	1,542,900	2,915,600	
VRE	28,850	-1.20%	-1.54%	1,673,800	2,554,400	VNM: Attractive valuation while profit is forecasted to grow when demand for milk increases again are the factors driving cash flow back on leading dairy stocks.
VNM	76,900	-1.28%	3.78%	3,700,900	4,989,100	
MSN	112,200	-0.53%	0.18%	671,000	816,800	MWG: Mobile World recently updated its business situation until July 2022. Specifically, the company's revenue reached VND11 tril, up 16% over the same period. In which, the main contribution was the phone and electronics segment with VND 8,400 bil, up 63% over the same period.
SAB	188,000	0.27%	-3.59%	288,700	161,600	
BVH	123,000	-0.32%	-0.81%	812,500	945,200	MWG: Mobile World recently updated its business situation until July 2022. Specifically, the company's revenue reached VND11 tril, up 16% over the same period. In which, the main contribution was the phone and electronics segment with VND 8,400 bil, up 63% over the same period.
VJC	123,000	-0.32%	-0.81%	812,500	945,200	
FPT	87,200	1.04%	1.51%	2,930,400	4,210,500	MWG: Mobile World recently updated its business situation until July 2022. Specifically, the company's revenue reached VND11 tril, up 16% over the same period. In which, the main contribution was the phone and electronics segment with VND 8,400 bil, up 63% over the same period.
MWG	72,200	5.56%	12.64%	19,818,600	17,425,300	
GVR	25,400	-0.20%	4.96%	2,943,800	4,221,900	MWG: Mobile World recently updated its business situation until July 2022. Specifically, the company's revenue reached VND11 tril, up 16% over the same period. In which, the main contribution was the phone and electronics segment with VND 8,400 bil, up 63% over the same period.
SSI	24,800	-2.75%	-1.39%	37,268,900	46,185,400	
HPG	23,500	-1.47%	-1.05%	24,806,500	42,226,800	MWG: Mobile World recently updated its business situation until July 2022. Specifically, the company's revenue reached VND11 tril, up 16% over the same period. In which, the main contribution was the phone and electronics segment with VND 8,400 bil, up 63% over the same period.

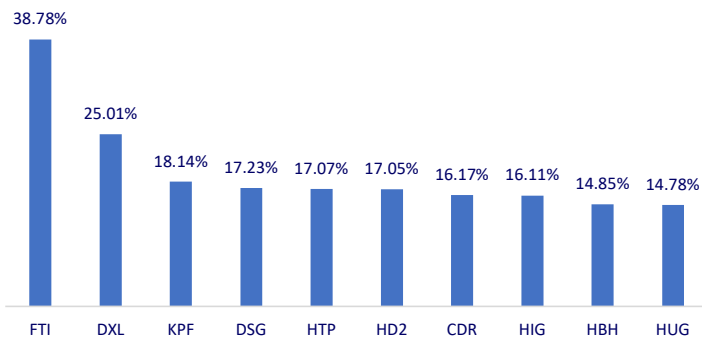
Top most traded tickers (Volume - in million)



Foreign net flow 10 nearest sessions (Billion VND)



Top increases in 3 consecutive sessions



Top decreases in 3 consecutive sessions

