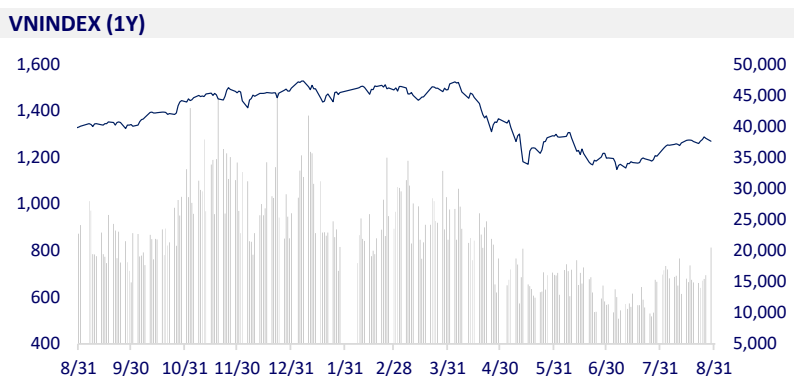
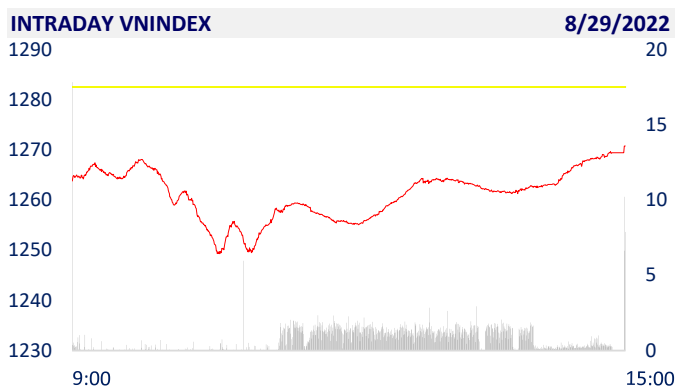
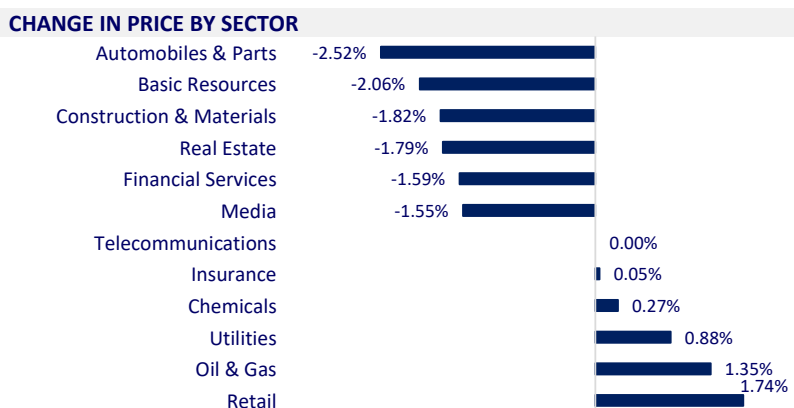


VIETNAM STOCK MARKET		1D	YTD
VN-INDEX	1,270.80	-0.92%	-15.18%
VN30	1,293.25	-1.04%	-15.79%
HNX	295.54	-1.32%	-37.65%
UPCOM	91.57	-1.41%	-18.73%
Net Foreign buy (B)	-363.08		
Total trading value (B)	24,286.54	26.49%	-21.84%

Demand increased strongly at the end, VN-Index also dropped by nearly 12 points. Market liquidity increased sharply compared to the previous session. The total matched value reached 22,525 billion dong, up 30% compared to the previous session, of which, the matched value on HoSE alone increased 28% to 18,807 billion dong. Foreign investors net sold 370 billion dong on HoSE.



ETF & DERIVATIVES		1D	YTD
E1FVN30	21,810	-1.40%	-15.56%
FUEMAV30	15,290	-1.04%	-15.48%
FUESSV30	16,230	-8.87%	-14.58%
FUESSV50	20,100	-2.38%	-12.23%
FUESSVFL	17,630	-3.66%	-21.57%
FUEVFN30	27,460	-0.72%	-2.10%
FUEVN100	17,200	0.00%	-19.93%
VN30F2303	1,264.30	-0.92%	
VN30F2212	1,269.00	-1.09%	
VN30F2210	1,279.80	-0.56%	
VN30F2209	1,286.00	-0.54%	



GLOBAL MARKET		1D	YTD
Nikkei	27,878.96	0.27%	-3.17%
Shanghai	3,240.73	0.14%	-10.96%
Kospi	2,426.89	-2.18%	-18.50%
Hang Seng	20,023.22	0.27%	-14.42%
STI (Singapore)	3,222.26	-1.05%	3.16%
SET (Thái Lan)	1,626.52	-1.18%	-1.88%
Crude oil (\$/barrel)	93.90	-0.02%	22.75%
Gold (\$/ounce)	1,733.85	-0.23%	-4.78%

Asian stocks mixed after Mr. Powell's warning. In Japan, the Nikkei 225 index rose 0.27%. South Korea's Kospi index fell 2.18%. The Shanghai Composite Index rose 0.14% to 3,240.73 points. Hong Kong's Hang Seng Index rose 0.27%.

VIETNAM ECONOMY		1D (bps)	YTD (bps)
Vnibor	3.58%	-24	277
Deposit interest 12M	5.60%	0	0
5 year-Gov. Bond	3.22%	0	221
10 year-Gov. Bond	3.59%	-1	159
USD/VND	23,575	0.06%	2.77%
EUR/VND	24,076	0.33%	-9.04%
CNY/VND	3,457	-0.60%	-5.49%

According to information from the General Statistics Office, in August, the total import and export turnover of goods was estimated at 64.34 billion USD, up 5.2% over the previous month and up 17.3% over the same period last year. In the first eight months, the total import and export turnover of goods was estimated at US\$497.64 billion, up 15.5% over the same period last year.

EVENT CALENDER

Ticker	Ex-right Date	Last register Date	Exercise Date	Type	Rate	Value
TCL	8/29/2022	8/30/2022	9/20/2022	Cash		4,200
INC	8/29/2022	8/30/2022	9/15/2022	Cash		1,500
TBC	8/29/2022	8/30/2022	9/23/2022	Cash		1,500
SZC	8/30/2022	8/31/2022	9/28/2022	Cash		1,000
BMC	8/31/2022	9/5/2022	9/20/2022	Cash		800
PMC	8/31/2022	9/5/2022	9/20/2022	Cash		1,000
ADS	9/5/2022	9/6/2022		Stock	100:15	
API	9/6/2022	9/7/2022		Stock	100:120	

SELECTED NEWS

Vietnam has a trade surplus of nearly 4 billion USD in 8 months

CPI in 8 months of 2022 increased by 2.58% over the same period last year, core inflation increased by 1.64%

In the first 8 months of the year, the State budget was more than 250 trillion VND

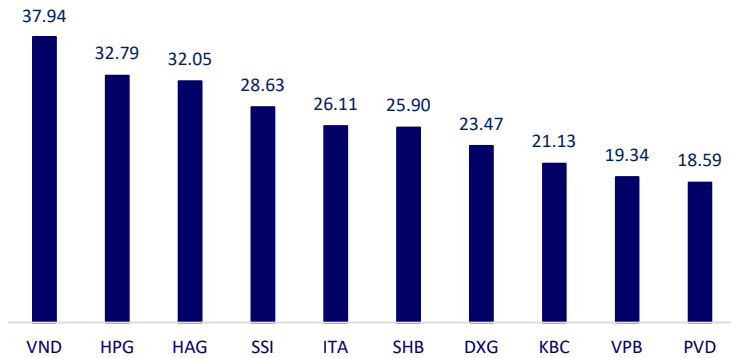
Bloomberg: Russia may stop exporting natural gas to the EU for 1 year

Fed accepts to sacrifice growth, continues to raise interest rates to control inflation

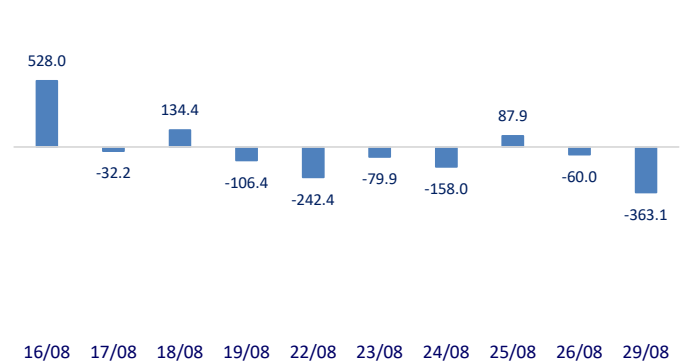
The US may raise interest rates again in September

	Close	1D	5D	Buying vol.	Selling vol.	Content
VCB	82,500	0.00%	3.13%	1,869,600	1,529,200	According to aggregated data, by the end Q2, 18/27 banks recorded a decrease in CASA ratio compared to the beginning of the year. The 9 banks that recorded an increase in CASA ratio were MSB, Vietcombank, BIDV, ABBank, Eximbank, NCB, SeABank, Bac A Bank, and VietBank. Currently the champion of CASA is still Techcombank with the rate of 43.4%, although down more than 3.6 percentage points compared to the beginning of the year. Customer deposits by the end of June 30 reached VND 321,634 billion, up 2.2% compared to the beginning of the year, demand deposits at VND 139,512 billion, down 5.6%.
BID	39,000	-1.02%	1.43%	2,805,100	2,358,800	
CTG	27,900	-1.93%	-0.36%	7,324,100	7,365,000	
TCB	38,750	-1.90%	0.13%	7,363,200	7,523,600	
VPB	31,200	-1.27%	-0.16%	33,749,300	24,802,100	
MBB	23,400	-0.85%	1.30%	26,205,600	18,596,100	
HDB	25,950	-1.33%	1.96%	4,455,100	4,664,600	
TPB	27,700	-2.46%	-0.72%	3,489,000	3,688,800	
STB	24,850	-1.00%	0.61%	27,392,300	29,787,200	
VIB	25,300	-0.39%	1.20%	3,471,400	3,383,700	
ACB	24,550	-1.01%	-0.41%	6,803,600	6,354,000	
NVL	82,100	-1.44%	0.37%	4,150,700	4,563,200	PDR: received the award of Top 10 most prestigious brands in Asia in 2022. The voting council highly appreciates the growth rate and sustainable development strategy that Phat Dat is pursuing.
KDH	37,600	-1.96%	-0.27%	1,368,000	1,696,900	
PDR	53,800	-4.44%	-4.10%	3,056,500	3,379,200	POW: On August 24, POW signed a working capital loan credit contract worth VND 1,500 billion with Vietcombank for Nhon Trach 3 & 4 Thermal Power Project.
GAS	117,500	2.00%	2.26%	1,342,800	1,326,800	
POW	13,950	-2.11%	2.20%	29,472,900	30,660,500	
PLX	42,900	-1.38%	1.30%	3,732,500	4,187,200	VHM: contributed more than 11,100b VND to establish 3 subsidiaries in Hung Yen. The main business of all 3 companies is real estate business. VHM's capital contribution ratio is 99.99%.
VIC	63,600	-2.15%	-3.64%	2,801,000	2,446,700	
VHM	59,700	-1.00%	0.51%	3,417,300	3,626,000	MSN: Vision 2025 Masan expects to save 15% of the cost of the value chain from producer to retailer to consumer.
VRE	28,400	-1.56%	-2.24%	3,307,600	3,145,600	
VNM	75,500	-1.82%	2.44%	5,798,100	4,850,800	MWG: recently updated its business situation in 7 months of 2022. In terms of revenue structure, the total revenue of Mobile World (including Topzone) and Dien May Xanh (DMX) chains after 7 months is 65,500b, up 21% over the same period. In which, TGDD contributed 21,500b VND while DMX brought in 44 r VND. In July alone, the total sales of MWG's phone and electronics retail chains increased by 63% compared to the low year level in 2021.
MSN	112,200	0.00%	0.36%	941,700	1,020,900	
SAB	188,000	0.00%	-3.09%	302,200	220,500	
BVH	122,000	-0.81%	-1.53%	639,200	754,000	
VJC	122,000	-0.81%	-1.53%	639,200	754,000	
FPT	86,500	-0.80%	0.81%	3,903,200	4,175,200	
MWG	74,000	2.49%	11.28%	16,264,700	12,040,700	
GVR	24,950	-1.77%	5.50%	4,058,500	4,854,400	
SSI	24,400	-1.61%	-1.21%	56,582,600	45,946,400	
HPG	23,000	-2.13%	-1.50%	51,646,400	55,864,300	

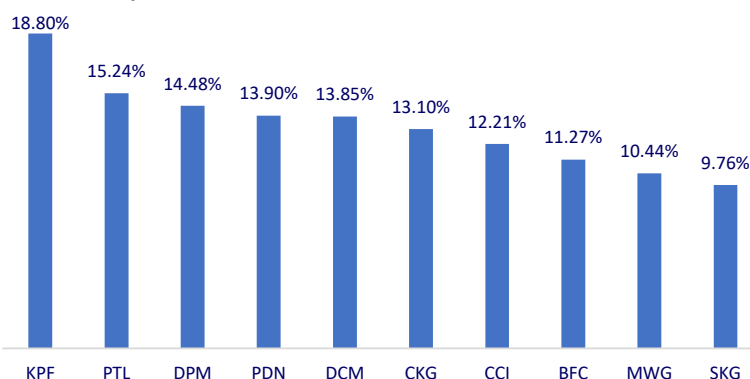
Top most traded tickers (Volume - in million)



Foreign net flow 10 nearest sessions (Billion VND)



Top increases in 3 consecutive sessions



Top decreases in 3 consecutive sessions

