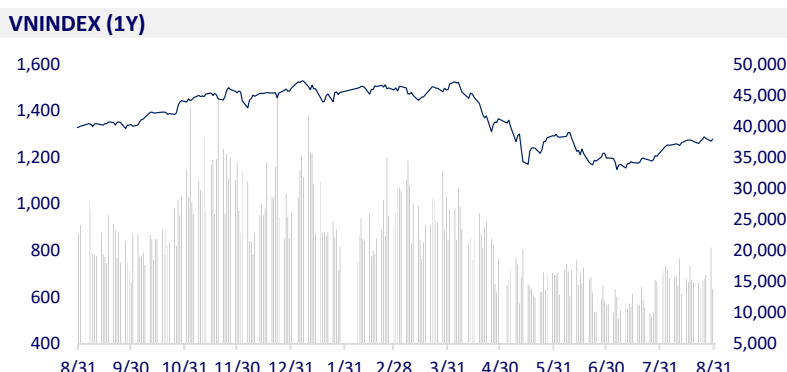


VIETNAM STOCK MARKET		1D	YTD
VN-INDEX	1,279.39	0.68%	-14.61%
VN30	1,298.14	0.38%	-15.47%
HNX	293.86	-0.57%	-38.00%
UPCOM	92.39	0.90%	-18.01%
Net Foreign buy (B)	-11.32		
Total trading value (B)	16,215.71	-33.23%	-47.81%

Pulling the pillar stocks at the end of the session, VN-Index gained nearly 9 points. Total matched value reached 14,558 billion dong, down 35% compared to the previous session, of which, matched value on HoSE floor decreased 35% to 12,213 billion dong. Foreign investors net sold more than 11 billion dong in the whole market.



ETF & DERIVATIVES		1D	YTD
E1FVN30	22,000	0.87%	-14.83%
FUEMAV30	15,390	0.65%	-14.93%
FUESSV30	15,910	-10.67%	-16.26%
FUESSV50	21,490	6.92%	-6.16%
FUESSVFL	18,200	3.23%	-19.04%
FUEVFVND	27,720	0.95%	-1.18%
FUEVN100	16,760	-2.56%	-21.97%
VN30F2303	1,270.50	0.49%	
VN30F2212	1,279.00	0.79%	
VN30F2210	1,284.50	0.37%	
VN30F2209	1,287.00	0.08%	



GLOBAL MARKET		1D	YTD
Nikkei	28,195.58	0.30%	-2.07%
Shanghai	3,227.22	-0.42%	-11.33%
Kospi	2,450.93	0.99%	-17.69%
Hang Seng	19,949.03	0.80%	-14.74%
STI (Singapore)	3,239.33	0.53%	3.70%
SET (Thái Lan)	1,639.45	0.79%	-1.10%
Crude oil (\$/barrel)	95.53	-1.12%	24.88%
Gold (\$/ounce)	1,745.40	-0.17%	-4.14%

Asian stocks mixed, Japan, Korea recovered. In Japan, the Nikkei 225 index rose 0.3%. South Korea's Kospi index rose 0.99%. Chinese stocks fell. The Shanghai Composite Index fell 0.42%.

VIETNAM ECONOMY		1D (bps)	YTD (bps)
Vnibor	3.88%	30	307
Deposit interest 12M	5.60%	0	0
5 year-Gov. Bond	3.23%	1	222
10 year-Gov. Bond	3.60%	1	160
USD/VND	23,558	-0.07%	2.69%
EUR/VND	24,222	0.03%	-8.49%
CNY/VND	3,464	0.06%	-5.30%

The latest updated data of the State Bank (SBV) as of mid-August 2022, credit growth of the whole economy increased by 9.62% (in the same period in 2021, it increased by 6.68%). Previously, as of June 30, credit growth announced by the State Bank of Vietnam was up to 9.35%. Thus, over the past month, credit to the economy only increased by 0.27%.

EVENT CALENDER

Ticker	Ex-right Date	Last register Date	Exercise Date	Type	Rate	Value
SZC	8/30/2022	8/31/2022	9/28/2022	Cash		1,000
BMC	8/31/2022	9/5/2022	9/20/2022	Cash		800
PMC	8/31/2022	9/5/2022	9/20/2022	Cash		1,000
ADS	9/5/2022	9/6/2022		Stock	100:15	
API	9/6/2022	9/7/2022		Stock	100:120	
NAV	9/7/2022	9/8/2022	9/30/2022	Cash		700
X20	9/12/2022	9/13/2022	9/30/2022	Cash		500
SZL	9/12/2022	9/13/2022	9/30/2022	Cash		4,000

SELECTED NEWS

Banks attract more depositors

Prime Minister: No unreasonable tightening of real estate credit

Businesses are thirsty for business capital

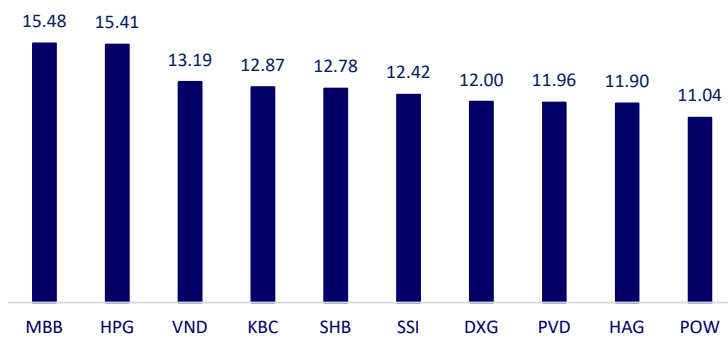
The US economy may be stagnant, not in recession

It is difficult for the EU to agree to a visa ban for all Russian citizens

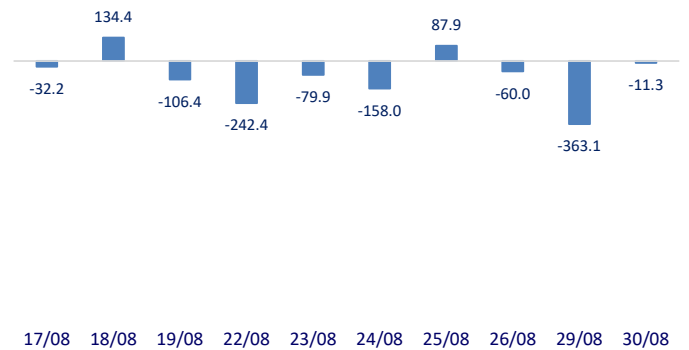
Europe soon achieves its gas reserve target despite supply cuts from Russia

	Close	1D	5D	Buying vol.	Selling vol.	Content
VCB	86,000	4.24%	7.23%	3,608,200	3,934,600	TPB: The international credit rating agency Moody's Investors Service (Moody's) has just announced to maintain the B1 credit rating, a positive outlook for Tien Phong Commercial Joint Stock Bank (TPBank). Specifically, Moody's maintains TPBank's counterparty risk rating at Ba3 - the highest level in this unit's rating for the banking system in Vietnam; Base credit rating, long-term deposit and long-term issuer at B1.
BID	39,800	2.05%	0.76%	3,806,400	5,169,700	
CTG	28,400	1.79%	1.43%	6,253,300	6,760,600	
TCB	38,750	0.00%	-0.13%	5,183,000	6,261,600	
VPB	31,350	0.48%	0.48%	15,741,800	16,990,500	
MBB	23,650	1.07%	1.94%	18,909,400	18,121,700	
HDB	26,300	1.35%	2.33%	3,238,200	3,093,800	
TPB	27,900	0.72%	-0.36%	1,468,200	2,275,900	
STB	24,650	-0.80%	-1.40%	14,892,100	18,434,900	
VIB	25,000	-1.19%	-0.79%	2,732,400	4,034,800	
ACB	24,550	0.00%	-1.01%	4,063,300	4,700,200	
NVL	82,200	0.12%	0.24%	3,989,400	3,797,800	NVL: business cash flow when it first surpassed VND4,200 billion in Q2/2022, making a great contribution to Novaland's business cash flow that did not come from sales.
KDH	37,700	0.27%	0.00%	814,200	1,125,600	
PDR	55,100	2.42%	-2.65%	3,785,300	3,633,800	
GAS	118,900	1.19%	1.62%	1,133,900	1,651,800	GAS: According to the leader of PV GAS, in the field of LNG business, the unit is expected to start implementing business activities from the end of 2022 after completing the Thi Vai LNG storage project.
POW	13,850	-0.72%	-0.36%	27,551,800	30,315,400	
PLX	42,250	-1.52%	-3.98%	3,159,900	3,402,300	
VIC	63,600	0.00%	-2.15%	1,788,000	1,560,800	VIC: Profit before tax in 6M2022 reached VND3,487 billion, and profit after tax of parent company shareholders was VND5,846 billion, up 63% over the same period last year.
VHM	59,900	0.34%	0.67%	2,877,000	3,324,900	
VRE	28,400	0.00%	-1.56%	1,565,200	2,212,900	
VNM	76,000	0.66%	0.26%	3,782,200	3,981,900	MSN: In 2022 and 2023, Masan will continue to expand investment in technology with a focus on applying AI and ML technologies to truly become a Consumer – Technology ecosystem.
MSN	113,700	1.34%	0.98%	1,054,200	1,234,800	
SAB	187,900	-0.05%	-1.11%	150,200	150,700	
BVH	122,400	0.33%	-0.89%	453,400	511,600	HPG: in Dak Nong province, HPG has proposed to survey investment projects including: Alumin project, capacity of 2 million tons of Alumin/year; ore refinery with a capacity of 5 million tons/year. The construction site of the selection factory is located in Dak D'rang commune, Alumin and Aluminum factory is adjacent to 2 communes Nam N'Jang and Truong Xuan (Dak Song district).
VJC	122,400	0.33%	-0.89%	453,400	511,600	
FPT	86,400	-0.12%	0.47%	2,250,900	3,513,300	
MWG	73,300	-0.95%	9.57%	7,840,900	9,170,100	
GVR	26,650	6.81%	11.27%	15,450,900	9,543,800	
SSI	23,950	-1.84%	-5.71%	20,996,100	28,373,700	
HPG	23,050	0.22%	-2.54%	24,520,600	28,728,700	

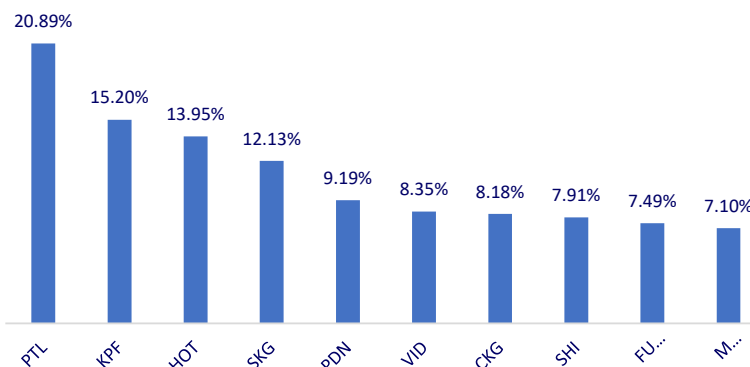
Top most traded tickers (Volume - in million)



Foreign net flow 10 nearest sessions (Billion VND)



Top increases in 3 consecutive sessions



Top decreases in 3 consecutive sessions

