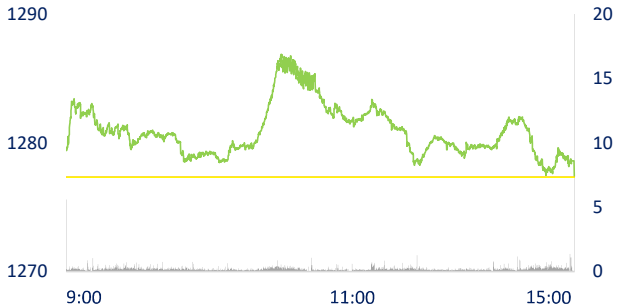
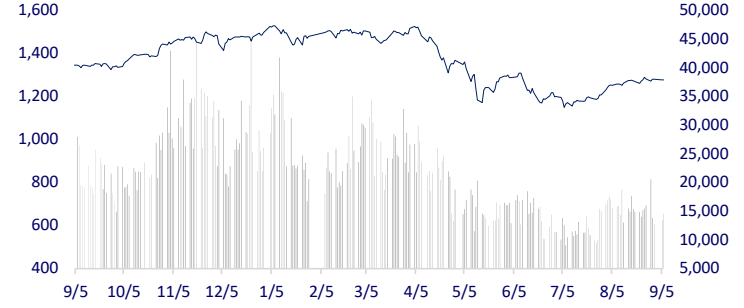
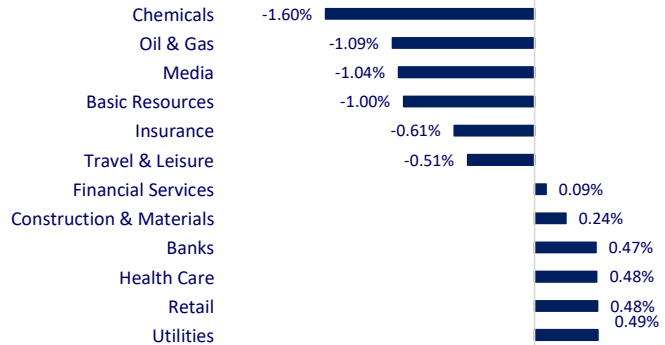


VIETNAM STOCK MARKET		1D	YTD
VN-INDEX	1,277.40	0.00%	-14.74%
VN30	1,299.06	0.07%	-15.41%
HNX	293.27	0.15%	-38.13%
UPCOM	91.64	-0.15%	-18.67%
Net Foreign buy (B)	-237.97		
Total trading value (B)	16,509.07	7.28%	-46.87%

At the end of the session, VN-Index increased by 0.05 points to 1,277.4 points. In terms of breadth, VN-Index recorded 261 losers, overwhelming 191 gainers. Notably, banking stocks returned to a good gain and supported the market.

INTRADAY VNINDEX 9/6/2022

VNINDEX (1Y)

ETF & DERIVATIVES 1D YTD

E1VFN30	21,950	-0.50%	-15.02%
FUEMAV30	15,370	0.00%	-15.04%
FUESSV30	16,190	-9.10%	-14.79%
FUESSV50	20,630	-3.60%	-9.91%
FUESSVFL	18,140	-0.27%	-19.31%
FUEVFN30	27,590	0.33%	-1.64%
FUEVN100	16,800	-0.88%	-21.79%
VN30F2303	1,273.90	0.31%	
VN30F2212	1,279.50	0.20%	
VN30F2210	1,287.90	0.35%	
VN30F2209	1,290.00	0.31%	

CHANGE IN PRICE BY SECTOR

GLOBAL MARKET 1D YTD

Nikkei	27,626.51	-0.63%	-4.05%
Shanghai	3,243.45	1.36%	-10.89%
Kospi	2,410.02	0.26%	-19.06%
Hang Seng	19,202.73	-0.12%	-17.93%
STI (Singapore)	3,224.18	0.27%	3.22%
SET (Thái Lan)	1,635.62	0.87%	-1.33%
Crude oil (\$/barrel)	86.70	-2.77%	13.33%
Gold (\$/ounce)	1,721.95	-0.48%	-5.43%

At the end of the session, the Asia - Pacific market was mixed. Nikkei 225 (Japan) and Hang Seng (Hong Kong) fell 0.63% and 0.12%, respectively. In contrast, Shanghai Composite (China) increased by 1.36%, Kospi (Korea) increased by 0.26%, SET (Thailand) increased by 0.87%.

VIETNAM ECONOMY 1D (bps) YTD (bps)

Vnibor	4.42%	0	361
Deposit interest 12M	5.60%	0	0
5 year-Gov. Bond	3.33%	8	232
10 year-Gov. Bond	3.63%	3	163
USD/VND	23,677	-0.08%	3.21%
EUR/VND	24,143	-0.19%	-8.78%
CNY/VND	3,451	-0.46%	-5.66%

Reporting at the regular Government meeting in August, Minister of Planning and Investment Nguyen Chi Dung said about the implementation of the socio-economic recovery and development program, until September 2, disbursement Support policies under the preliminary program reached VND 55,500 billion.

EVENT CALENDER

Ticker	Ex-right Date	Last register Date	Exercise Date	Type	Rate	Value
API	9/6/2022	9/7/2022		Stock	100:120	
NAV	9/7/2022	9/8/2022	9/30/2022	Cash		700
BTS	9/9/2022	9/12/2022	10/20/2022	Cash		400
X20	9/12/2022	9/13/2022	9/26/2022	Cash		500
SZL	9/12/2022	9/13/2022	9/30/2022	Cash		4,000
VTB	9/13/2022	9/14/2022	9/28/2022	Cash		500
GMC	9/14/2022	9/15/2022	9/29/2022	Cash		3,000
BIC	9/14/2022	9/15/2022	10/13/2022	Cash		1,500

SELECTED NEWS

Socio-economic recovery package has been disbursed VND 55,000 billion

Hanoi achieves low results from housing, land and land auctions

Proposal to prioritize investment in Thu Thiem - Long Thanh and Ho Chi Minh City - Can Tho railways

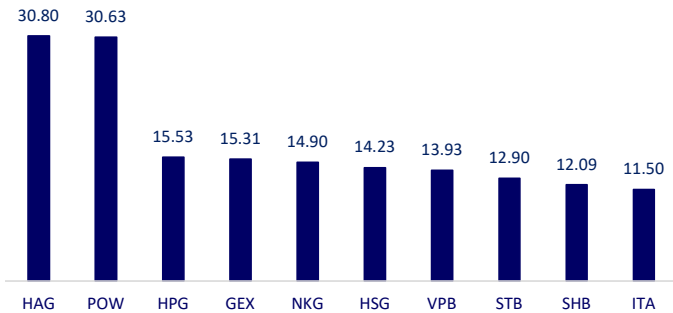
Warren Buffett sells \$600 million of Chinese electric car company shares in less than 2 months

Europe's largest economy is hard to avoid recession

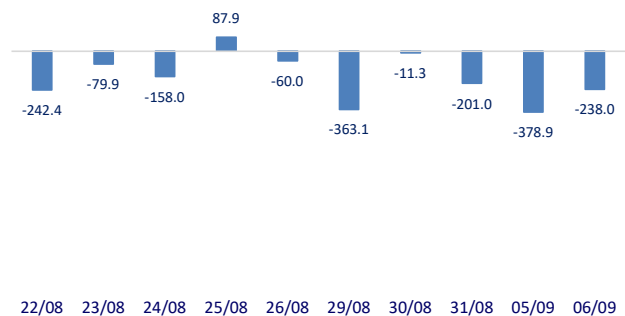
The lowest yuan reference rate in 2 years

	Close	1D	5D	Buying vol.	Selling vol.	Content
VCB	82,700	0.12%	-3.84%	1,915,400	1,772,700	CTG: VietinBank announced the auction of debts of two businesses, in which a debt of more than VND 327.1 billion of Tan Huong Investment Trading Joint Stock Company (Tan Huong Company) and a debt of more than VND 387.6 billion of Bai Bang Paper JSC (BBP Company). The collateral for the debt is the entire system of factories and structures built on two land lots with an area of 23,164.6 m2 and 2,557.9 m2 of leased land in Quan Toan ward, Hong Bang district, Hai Phong city. Some machinery such as a double girder crane, a wheel excavator, iron and steel goods of all kinds are also collateral for the above debt.
BID	40,050	1.39%	0.63%	3,578,600	3,680,900	
CTG	28,250	1.07%	-0.53%	5,220,500	7,968,300	
TCB	38,650	0.13%	-0.26%	4,312,000	4,384,100	
VPB	31,400	0.32%	0.16%	20,512,500	19,569,000	
MBB	23,650	0.21%	0.00%	12,983,900	14,175,700	
HDB	26,700	1.14%	1.52%	3,493,700	5,472,700	
TPB	28,000	0.00%	0.36%	2,474,500	2,475,500	
STB	24,700	0.00%	0.20%	12,454,800	14,867,300	
VIB	24,600	0.20%	-1.60%	3,223,500	3,476,200	
ACB	24,650	0.61%	0.41%	4,817,000	5,852,200	According to the report of the Party Committee of the Hanoi People's Committee, the state budget revenue in the area in the first eight months of this year was as low as 41.5% of the estimate.
NVL	82,100	0.74%	-0.12%	3,988,600	3,007,000	
KDH	36,200	-1.63%	-3.98%	2,147,400	2,291,400	
PDR	55,000	0.18%	-0.18%	3,063,400	3,382,100	
GAS	116,500	0.09%	-2.02%	425,700	882,300	
POW	14,300	2.14%	3.25%	63,294,300	62,809,100	
PLX	41,500	-0.95%	-1.78%	2,206,800	3,003,500	
VIC	63,300	-1.09%	-0.47%	2,225,500	2,564,700	
VHM	61,100	0.16%	2.00%	2,445,400	2,955,300	
VRE	28,050	1.81%	-1.23%	3,269,400	2,636,900	
VNM	77,800	0.39%	2.37%	5,763,700	5,486,200	Many corporations and multinational enterprises in the food and beverage industry are facing obstacles because they cannot achieve their goals when entering the Vietnamese market.
MSN	115,000	-0.43%	1.14%	576,100	733,300	
SAB	188,600	0.32%	0.37%	203,100	189,900	
BVH	119,700	-0.25%	-2.21%	769,500	904,300	
VJC	119,700	-0.25%	-2.21%	769,500	904,300	
FPT	85,800	-0.46%	-0.69%	1,993,700	2,258,900	
MWG	72,900	0.55%	-0.55%	5,385,300	5,103,900	
GVR	25,900	-1.15%	-2.81%	5,252,900	5,447,100	
SSI	23,750	0.21%	-0.84%	21,003,200	23,397,000	
HPG	23,550	-1.46%	2.17%	24,367,800	44,020,400	

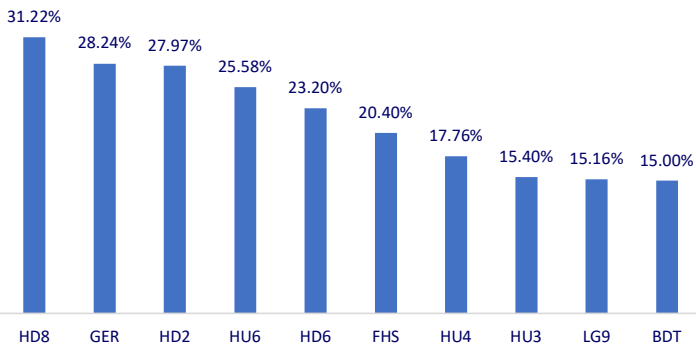
Top most traded tickers (Volume - in million)



Foreign net flow 10 nearest sessions (Billion VND)



Top increases in 3 consecutive sessions



Top decreases in 3 consecutive sessions

