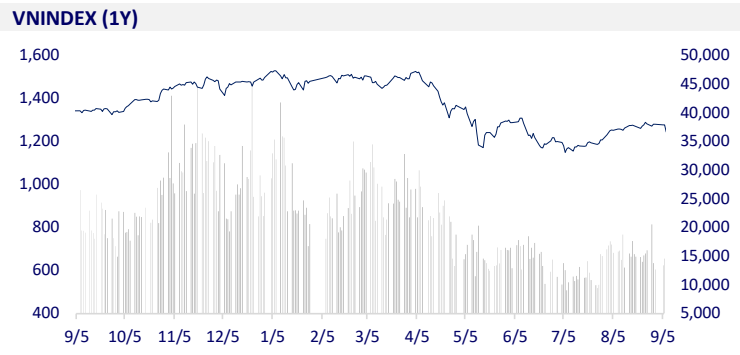
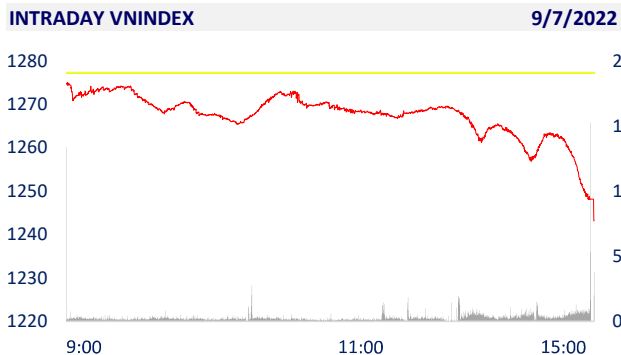
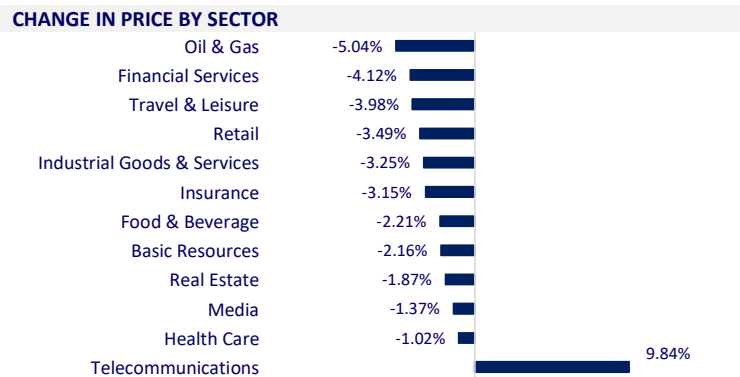


VIETNAM STOCK MARKET		1D	YTD
VN-INDEX	1,243.17	-2.68%	-17.03%
VN30	1,268.95	-2.32%	-17.37%
HNX	284.05	-3.14%	-40.07%
UPCOM	90.38	-1.37%	-19.79%
Net Foreign buy (B)	-448.19		
Total trading value (B)	23,965.31	45.16%	-22.87%

A series of stocks fell deeply, VN-Index lost more than 34 points. At the end of the session, VN-Index dropped to 1,243.17 points. The whole floor had 71 gainers, 423 losers and 41 standstill stocks. HNX-Index dropped 9.22 points (-3.14%) to 284.05 points. The whole floor had 41 gainers, 171 losers and 32 standstill stocks.



ETF & DERIVATIVES		1D	YTD
E1VFN30	21,800	-0.68%	-15.60%
FUEMAV30	15,050	-2.08%	-16.80%
FUESSV30	16,240	-8.82%	-14.53%
FUESSV50	20,960	1.60%	-8.47%
FUESSVFL	17,800	-1.87%	-20.82%
FUEVFNVD	26,900	-2.50%	-4.10%
FUEVN100	16,420	-2.26%	-23.56%
VN30F2303	1,250.10	-1.87%	
VN30F2212	1,260.00	-1.52%	
VN30F2210	1,263.00	-1.93%	
VN30F2209	1,265.00	-1.94%	



GLOBAL MARKET		1D	YTD
Nikkei	27,430.30	0.41%	-4.73%
Shanghai	3,246.29	0.09%	-10.81%
Kospi	2,376.46	-1.39%	-20.19%
Hang Seng	19,044.30	-0.83%	-18.61%
STI (Singapore)	3,210.83	-0.41%	2.79%
SET (Thái Lan)	1,638.93	0.20%	-1.13%
Crude oil (\$/barrel)	87.59	1.49%	14.50%
Gold (\$/ounce)	1,716.75	0.62%	-5.71%

Asia - Pacific stocks were mixed after a lackluster session of US stocks due to interest rate worries. In Japan, the Nikkei 225 index rose 0.41% to 27,430.3 points. The Kospi (South Korea) index fell 1.39% to 2,376.46 points. Hong Kong's Hang Seng Index fell 0.83% to 19,044.3. The Shanghai Composite Index rose 0.09% to 3,246.29.

VIETNAM ECONOMY		1D (bps)	YTD (bps)
Vnibor	5.21%	79	440
Deposit interest 12M	5.60%	0	0
5 year-Gov. Bond	3.33%	0	232
10 year-Gov. Bond	3.76%	14	176
USD/VND	23,723	0.25%	3.41%
EUR/VND	24,075	0.35%	-9.04%
CNY/VND	3,449	-0.12%	-5.71%

Deputy Prime Minister Le Minh Khai has just signed a decision to supplement, adjust and assign the medium-term public investment plan with central budget capital for the 2021-2025 period to ministries, central agencies and localities. Accordingly, the total investment of the Ring 4 project in Hanoi capital will reach over VND 85,000 billion, the total investment capital of the Ring 3 project in Ho Chi Minh City will also reach over VND 75,000 billion.

EVENT CALENDER

Ticker	Ex-right Date	Last register Date	Exercise Date	Type	Rate	Value
NAV	9/7/2022	9/8/2022	9/30/2022	Cash		700
BTS	9/9/2022	9/12/2022	10/20/2022	Cash		400
X20	9/12/2022	9/13/2022	9/26/2022	Cash		500
SZL	9/12/2022	9/13/2022	9/30/2022	Cash		4,000
VTB	9/13/2022	9/14/2022	9/28/2022	Cash		500
GMC	9/14/2022	9/15/2022	9/29/2022	Cash		3,000
BIC	9/14/2022	9/15/2022	10/13/2022	Cash		1,500
CMV	9/14/2022	9/15/2022	10/14/2022	Cash		1,200

SELECTED NEWS

The total investment of the Belt 4 project in Hanoi capital is over VND 85,000 billion

Need more than VND 1.2 million billion to build the airport system in the period of 2021-2050

Increase decentralization and decentralization for localities, improve the efficiency of disbursement of public investment capital

Europe's largest economy is hard to avoid recession

Strong interest rate hikes won't support the euro as the energy shock deepens

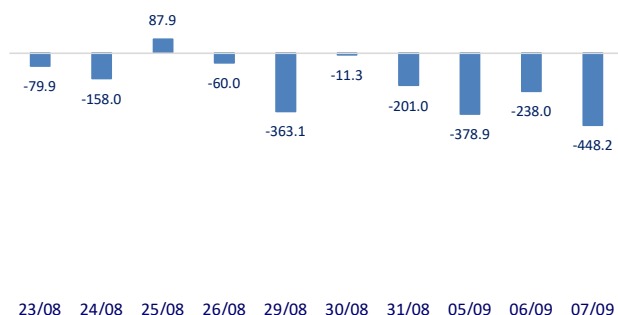
JPY/USD exchange rate broke the 143 point

	Close	1D	5D	Buying vol.	Selling vol.	Content
VCB	80,000	-3.26%	-4.76%	3,502,300	3,431,800	The State Bank of Vietnam (SBV) has just informed the media about the results of credit management and orientation in the last months of 2022. Accordingly, by August 26, 2022, credit increased by 9.91% compared to that of the end of 2022. at the end of 2021, is a high increase compared to the same period in recent years, in line with economic growth, business support and positive economic recovery in recent months. Credit structure focuses on production and business sectors, priority areas, while credit for potential risk areas is strictly controlled, in line with the direction of Directive 01.
BID	37,800	-5.62%	-5.50%	4,180,900	5,233,500	
CTG	27,350	-3.19%	-3.19%	6,193,800	8,179,100	
TCB	37,550	-2.85%	-3.59%	5,830,000	6,269,700	
VPB	30,300	-3.50%	-4.72%	28,485,200	28,656,000	
MBB	23,000	-2.75%	-3.16%	24,852,200	29,260,900	
HDB	26,100	-2.25%	-2.25%	6,209,600	9,159,600	
TPB	27,300	-2.50%	-2.50%	2,445,600	3,019,700	
STB	24,350	-1.42%	-1.81%	36,048,200	39,419,800	
VIB	24,500	-0.41%	-2.00%	4,940,100	5,807,100	
ACB	24,300	-1.42%	-1.42%	4,196,700	5,899,800	KDH: Negative cash flow, Khang Dien's KDH stock was excluded from the FTSE Vietnam Index.
NVL	83,800	2.07%	2.32%	5,208,600	5,272,800	
KDH	35,300	-2.49%	-4.59%	1,738,400	2,043,800	
PDR	53,800	-2.18%	-2.54%	2,559,200	3,064,800	The prices of two oil products, diesel and kerosene, are still higher than gasoline prices, which will negatively affect production and exploitation costs as well as the prices of consumer goods.
GAS	112,000	-3.86%	-4.36%	1,222,400	1,437,000	
POW	14,000	-2.10%	0.00%	30,591,700	40,936,500	
PLX	40,000	-3.61%	-5.21%	3,462,100	3,811,400	
VIC	62,500	-1.26%	-1.88%	1,958,400	2,341,000	VHM: Vinhomes Ocean Park 3 - The Crown (Vinhomes Dai An), an area of 294 hectares under construction, is likely to be opened for sale in the second half of this year.
VHM	59,500	-2.62%	-2.46%	2,510,400	3,546,200	
VRE	27,650	-1.43%	-0.18%	2,926,400	3,217,500	SAB: Sabeco officially launched the first coffee-flavored beer product line in Vietnam.
VNM	75,700	-2.70%	0.26%	3,627,700	4,913,700	
MSN	112,000	-2.61%	-2.18%	1,030,700	1,292,600	HPG: According to the consolidated financial statements after review, the Board of Directors of Hoa Phat Group did not receive remuneration in the first half of the year, while in the same period last year received VND 17.7 billion. Meanwhile, for the whole year of 2021, the remuneration for members of the Board of Directors is up to VND117.7 billion and in 2020 is VND24.2 billion.
SAB	188,000	-0.32%	0.05%	361,600	207,500	
BVH	113,900	-4.85%	-6.33%	1,104,300	1,356,500	
VJC	113,900	-4.85%	-6.33%	1,104,300	1,356,500	
FPT	84,000	-2.10%	-3.00%	3,084,700	3,392,900	
MWG	70,700	-3.02%	-4.46%	10,040,500	9,733,300	
GVR	25,800	-0.39%	-2.09%	9,200,600	9,802,400	
SSI	22,550	-5.05%	-6.04%	35,035,400	38,401,600	
HPG	23,000	-2.34%	0.00%	36,612,100	46,856,700	

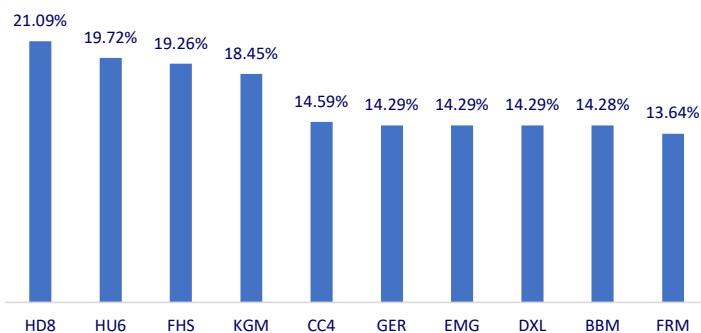
Top most traded tickers (Volume - in million)



Foreign net flow 10 nearest sessions (Billion VND)



Top increases in 3 consecutive sessions



Top decreases in 3 consecutive sessions

