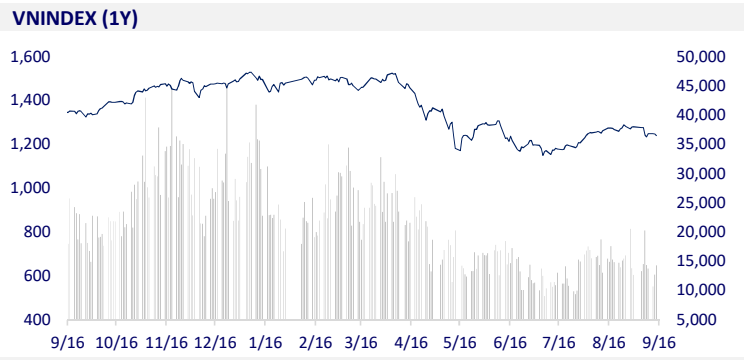
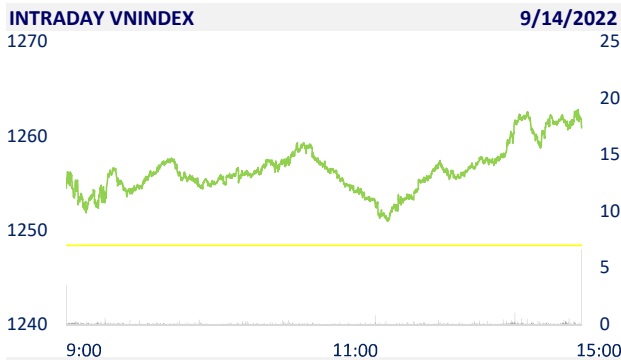
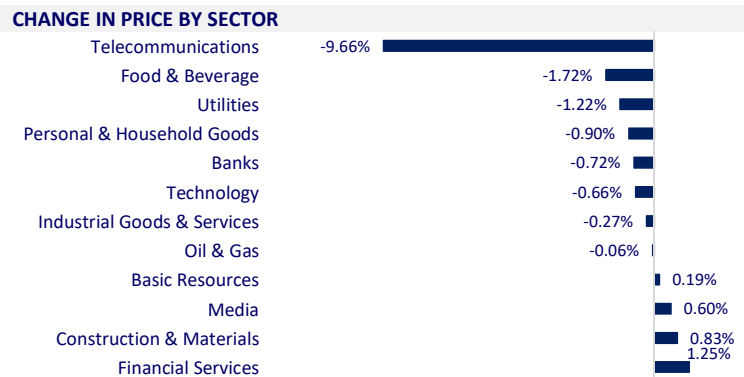


VIETNAM STOCK MARKET		1D	YTD
VN-INDEX	1,240.77	-0.61%	-17.19%
VN30	1,260.88	-0.91%	-17.90%
HNX	279.42	-0.77%	-41.05%
UPCOM	90.16	-0.27%	-19.99%
Net Foreign buy (B)	-61.64		
Total trading value (B)	16,730.27	13.55%	-46.16%

Bottom-fishing demand entered the afternoon session and pulled a series of recovering stocks and VN-Index also significantly slowed down the falling momentum. At the end of the session, VN-Index regained more than half of the lost points compared to the bottom of the day, closing above 1,240 points, the liquidity also improved significantly compared to the first 2 sessions of the week.



ETF & DERIVATIVES		1D	YTD
E1VFN30	21,390	-1.11%	-17.19%
FUEMAV30	14,900	-0.73%	-17.63%
FUESSV30	15,590	-12.46%	-17.95%
FUESSV50	21,900	5.80%	-4.37%
FUESSVFL	17,240	-0.92%	-23.31%
FUEVFN30	26,800	-1.47%	-4.46%
FUEVN100	16,200	-1.16%	-24.58%
VN30F2303	1,242.60	-1.37%	
VN30F2212	1,250.90	-0.92%	
VN30F2210	1,252.60	-1.14%	
VN30F2209	1,259.00	-1.02%	



GLOBAL MARKET		1D	YTD
Nikkei	27,818.62	-0.43%	-3.38%
Shanghai	3,237.54	-0.80%	-11.05%
Kospi	2,411.42	-1.56%	-19.02%
Hang Seng	18,847.10	-2.48%	-19.45%
STI (Singapore)	3,258.02	-0.97%	4.30%
SET (Thái Lan)	1,656.58	-0.27%	-0.06%
Crude oil (\$/barrel)	87.50	0.10%	14.38%
Gold (\$/ounce)	1,715.35	0.33%	-5.79%

The stock markets of Japan, Korea, China, etc. this morning all went down right after opening, with a popular decrease of 2-3%. The Nikkei 225 index closed down 0.43%. In South Korea, Kospi fell 2.6% early in the session, closing the index narrowing at 1.56%. The movements of Asian stocks were similar to those of the US market last night, inflation in the US in August was higher than expected, making investors worried that the US Federal Reserve (Fed) would continue to raise interest rates strongly.

VIETNAM ECONOMY		1D (bps)	YTD (bps)
Vnibor	4.20%	-9	339
Deposit interest 12M	5.60%	0	0
5 year-Gov. Bond	3.26%	-8	225
10 year-Gov. Bond	3.60%	-8	160
USD/VND	23,738	0.18%	3.48%
EUR/VND	24,356	0.50%	-7.98%
CNY/VND	3,460	-0.32%	-5.41%

In the morning of September 14, the central exchange rate turned to increase sharply by 13 dong compared to the previous session, this is the first increase in the last four sessions of the central rate. Meanwhile, the USD price at commercial banks this morning was simultaneously adjusted sharply from 20 to 90 dong depending on each bank.

EVENT CALENDER

Ticker	Ex-right Date	Last register Date	Exercise Date	Type	Rate	Value
GMC	9/14/2022	9/15/2022	9/29/2022	Cash		3,000
BIC	9/14/2022	9/15/2022	10/13/2022	Cash		1,500
CMV	9/14/2022	9/15/2022	10/14/2022	Cash		1,200
SRC	9/15/2022	9/19/2022	9/30/2022	Cash		600
DIH	9/19/2022	9/20/2022	10/20/2022	Cash		100
TRC	9/19/2022	9/20/2022	10/27/2022	Cash		900
HCC	9/19/2022	9/20/2022	10/12/2022	Cash		350
HTI		9/20/2022	9/30/2022	Cash		1,800

SELECTED NEWS

Prime Minister: Enhance publicity, transparency, stable and healthy development of the stock market and corporate bond market

Nearly VND100,000b of government bonds have been raised

VND3,888B to expand the national highway connecting Can Tho - Hau Giang

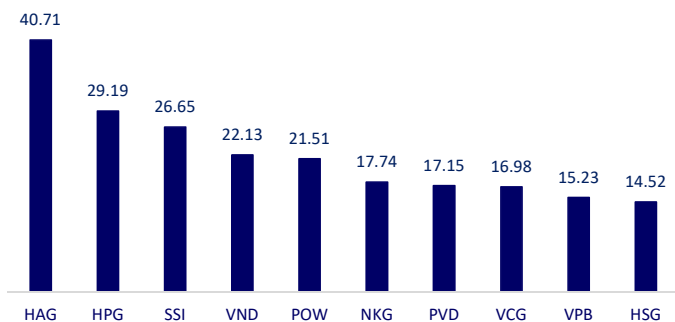
Inflation in the UK unexpectedly weakened in August

Falling forex reserves create challenges for Asian central bank

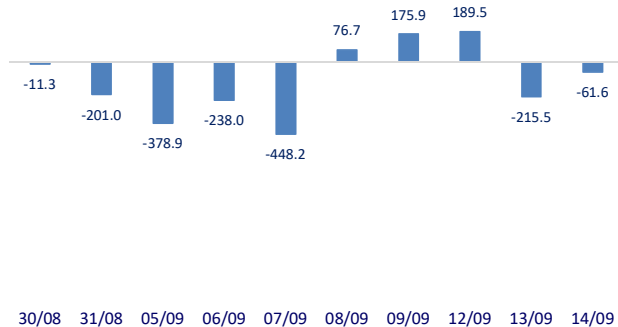
Top 6 US technology companies lose more than 500 billion in capitalization because of inflation reports

	Close	1D	5D	Buying vol.	Selling vol.	Content
VCB	78,300	-0.38%	-2.13%	2,099,600	1,518,500	CASA of the banking system increased by more than VND 35,200 billion after 6 months. As of June 30, 2022, Techcombank (TCB) was the bank with the highest CASA ratio in the system, reaching 42.6%, down from 45.6% at the beginning of the year, mainly because the CASA balance still reached VND 152,659 billion, down 4%, equivalent to a decrease of VND6,200 billion compared to the beginning of the year. Behind Techcombank in terms of CASA ratio is MBB, with the ratio falling from 40.6% to 36%. Next is Vietcombank (VCB) with a CASA ratio of 34%, up from 32.4% at the beginning of the year, when the amount of CASA from customers increased by 10%, equivalent to an increase of VND 38,303 billion.
BID	36,500	-0.82%	-3.44%	2,710,300	2,357,600	
CTG	27,000	-1.82%	-1.28%	3,581,900	4,845,500	
TCB	36,800	-1.34%	-2.00%	5,213,900	4,181,000	
VPB	30,300	-0.66%	0.00%	26,433,800	19,921,500	
MBB	22,400	-0.67%	-2.61%	19,086,100	11,827,600	
HDB	25,200	-2.70%	-3.45%	3,807,600	3,649,600	
TPB	26,550	-1.12%	-2.75%	2,038,000	1,631,700	
STB	23,050	0.00%	-5.34%	24,603,300	14,398,800	
VIB	23,150	-0.86%	-5.51%	2,872,300	2,364,100	
ACB	23,500	-1.26%	-3.29%	4,754,000	3,533,300	
NVL	83,500	0.00%	-0.36%	5,052,700	4,346,300	NVL: 3 projects to be launched for sale by the end of this year, including co-development of project in the Central region; Grand Sentosa project and a new project in HCMC
KDH	35,700	-0.28%	1.13%	1,605,100	1,182,900	
PDR	50,900	-1.74%	-5.39%	2,281,700	2,125,100	
GAS	112,500	-1.49%	0.45%	822,300	747,100	POW: total revenue in August reached VND1,868b, up 3% over the same period last year and exceeding 16% of the plan. Accumulating 8 months, POW recorded VND18,540b in total revenue, down 7.6% over the same period
POW	14,150	0.00%	1.07%	65,071,700	45,195,000	
PLX	39,400	-1.75%	-1.50%	2,722,800	1,713,600	
VIC	63,400	-1.09%	1.44%	1,842,700	1,329,300	VIC: Reuters, Nikkei Asia and world famous car websites simultaneously reported on VinFast handing over the first 100 VF 8 cars to Vietnamese customers.
VHM	60,000	-1.15%	0.84%	2,987,100	2,852,500	
VRE	28,500	0.53%	3.07%	2,519,600	2,209,800	
VNM	74,000	-2.25%	-2.25%	3,138,600	3,148,400	In today's trading session, VNM and SAB were both among the top net sellers of foreign investors with a value of 22 billion dong and 18 billion dong, respectively.
MSN	112,000	-1.75%	0.00%	897,200	961,300	
SAB	184,000	-3.66%	-2.13%	374,700	327,300	
BVH	116,200	-1.02%	2.02%	738,900	849,800	VIC: The expected proceeds from the upcoming private placement of shares is 4,698 billion dong, which will be used by the company to buy 1,136 billion dong of aircraft; VND 1,242 billion to lease and purchase aircraft repair engines and an additional VND 2,320 billion to supplement liquidity and working capital for business activities.
VJC	116,200	-1.02%	2.02%	738,900	849,800	
FPT	84,000	-0.71%	0.00%	2,902,300	2,494,400	
MWG	73,700	-0.54%	4.24%	8,743,900	7,171,700	
GVR	25,000	-0.20%	-3.10%	5,126,900	3,251,500	
SSI	21,950	1.39%	-2.66%	58,159,400	43,360,600	
HPG	23,700	0.00%	3.04%	51,378,900	42,779,500	

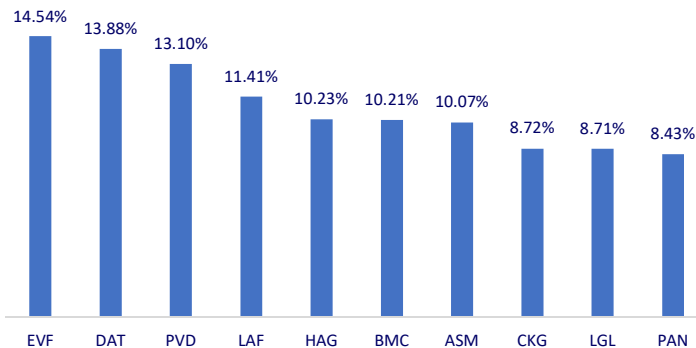
Top most traded tickers (Volume - in million)



Foreign net flow 10 nearest sessions (Billion VND)



Top increases in 3 consecutive sessions



Top decreases in 3 consecutive sessions

