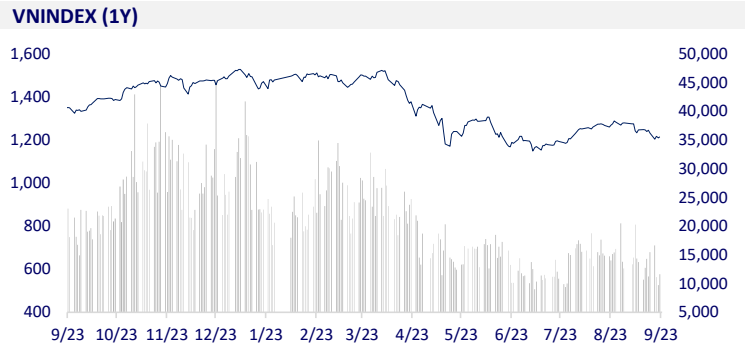
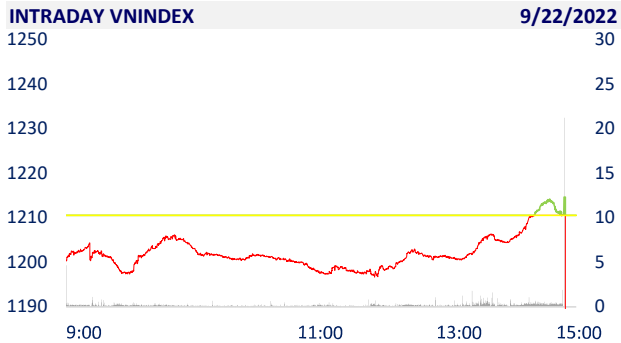
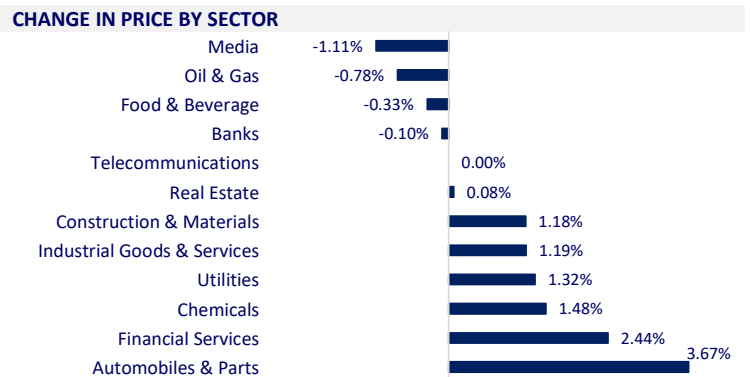


VIETNAM STOCK MARKET		1D	YTD
VN-INDEX	1,214.70	0.34%	-18.93%
VN30	1,228.94	0.06%	-19.98%
HNX	265.64	0.21%	-43.96%
UPCOM	88.55	0.36%	-21.41%
Net Foreign buy (B)	-486.75		
Total trading value (B)	13,522.01	20.19%	-56.48%

Vietnam's stock market in the morning session of September 22 did not react positively to the move to raise interest rates by 0.75%. However, the afternoon session of the market gradually became more positive, VN-Index increased by more than 4 points. VN30 stocks recorded an overwhelming gain with 17 gainers. Typically, SSI, VIB, GAS, GVR, POW, BID increased well with a margin of over 1%.



ETF & DERIVATIVES		1D	YTD
E1VFN30	20,820	0.48%	-19.40%
FUEMAV30	14,480	-0.14%	-19.96%
FUESSV30	15,150	-14.94%	-20.26%
FUESSV50	20,000	-1.23%	-12.66%
FUESSVFL	16,260	-1.33%	-27.67%
FUEVFN30	26,110	-0.08%	-6.92%
FUEVN100	15,990	1.27%	-25.56%
VN30F2303	1,217.80	0.19%	
VN30F2212	1,220.00	0.25%	
VN30F2211	1,219.40	0.16%	
VN30F2210	1,225.00	0.44%	



GLOBAL MARKET		1D	YTD
Nikkei	27,153.83	0.31%	-5.69%
Shanghai	3,108.91	-0.27%	-14.59%
Kospi	2,332.31	-0.63%	-21.67%
Hang Seng	18,147.95	-1.61%	-22.44%
STI (Singapore)	3,263.07	0.04%	4.46%
SET (Thái Lan)	1,646.49	0.80%	-0.67%
Crude oil (\$/barrel)	83.50	1.21%	9.15%
Gold (\$/ounce)	1,678.25	0.72%	-7.83%

Asian stocks fell after the US Federal Reserve (Fed) announced the third largest interest rate hike in a row and signaled similar adjustments in the future. The Kospi index lost 0.63% (14.9 points) and closed at 2,332.31 points. The Hang Seng Index dropped 1.61% (296.67 points) to 18,147.95 points

VIETNAM ECONOMY		1D (bps)	YTD (bps)
Vnibor	4.68%	7	387
Deposit interest 12M	5.60%	0	0
5 year-Gov. Bond	3.73%	19	272
10 year-Gov. Bond	4.14%	24	214
USD/VND	23,845	0.04%	3.95%
EUR/VND	24,139	0.60%	-8.80%
CNY/VND	3,419	-0.35%	-6.53%

At the Government meeting on September 22, the Prime Minister gave instructions after the Fed raised interest rates, asking the State Bank to study and increase the operating and mobilizing interest rates but keeping the lending interest rates stable. The Prime Minister emphasized that the goal is to prioritize stabilizing the macro-economy, controlling inflation, promoting growth, and ensuring major balances.

EVENT CALENDER

Ticker	Ex-right Date	Last register Date	Exercise Date	Type	Rate	Value
HU6	9/23/2022	9/26/2022	10/17/2022	Cash		300
BXH	9/23/2022	9/26/2022	10/14/2022	Cash		300
DNC	9/26/2022	9/27/2022	10/14/2022	Cash		1,000
DQC	9/27/2022	9/28/2022	10/14/2022	Cash		500
LGC	9/29/2022	9/30/2022	10/31/2022	Cash		400
CNG	9/29/2022	9/30/2022	10/20/2022	Cash		1,000
WTC	9/29/2022	9/30/2022	10/12/2022	Cash		1,000
SPC	9/30/2022	10/3/2022	10/26/2022	Cash		1,000

SELECTED NEWS

Many Japanese enterprises have plans to expand investment in Vietnam

Operating beyond capacity, Dung Quat oil refinery contributes to ensuring gasoline supply for the domestic market

Many thermal power plants are in short supply of coal fuel

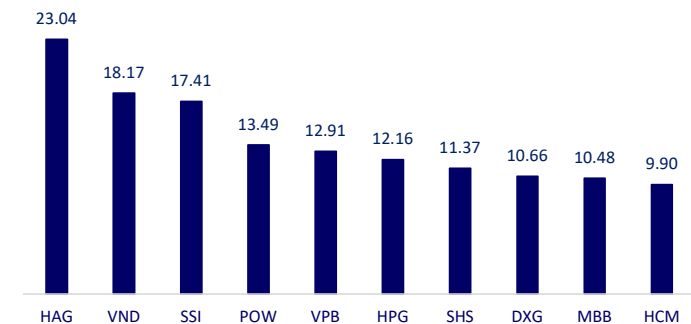
BoJ decides to maintain super-loose monetary policy, Japanese Yen plunges again

Iron ore prices in China close to 9-month low

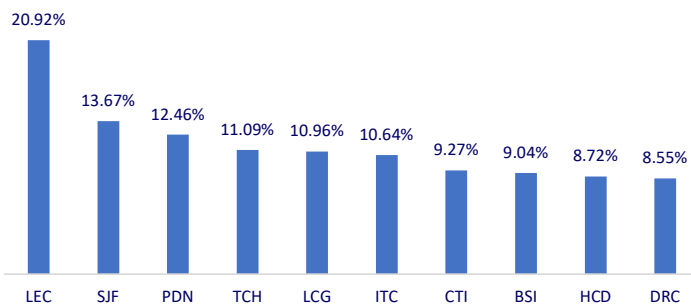
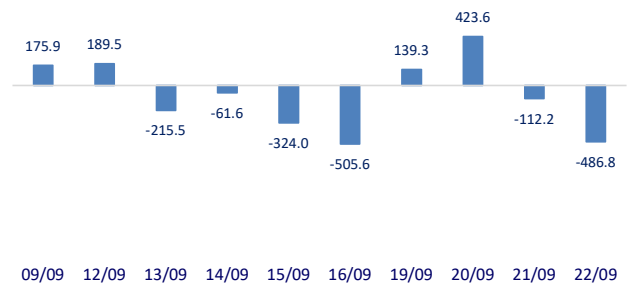
Fed raises interest rates, US may have a deficit of \$2.1 trillion

	Close	1D	5D	Buying vol.	Selling vol.	Content
VCB	78,000	-1.14%	-1.52%	1,804,500	1,783,000	TCB: International credit rating agency Moody's Investor Service (Moody's) upgraded Techcombank's credit rating to Ba1, stable outlook. Moody's said the upgrade reflects the bank's reputation level. Previously, Techcombank's credit rating was limited by Vietnam's national credit rating ceiling of "Ba3". According to Moody's, capital and profitability are outstanding strengths of TCB. The ratio of tangible capital to risky assets adjusted by Moody's reached 13.6% at the end of 2021, among the highest among Vietnamese banks rated by Moody's
BID	35,150	1.15%	-1.68%	2,754,900	1,905,300	
CTG	25,400	-0.59%	-5.58%	6,239,800	4,575,200	
TCB	34,550	0.14%	-5.60%	5,753,300	4,115,100	
VPB	29,300	-0.68%	-3.30%	16,285,700	16,911,400	
MBB	21,250	0.24%	-4.06%	10,898,900	8,860,800	
HDB	24,700	0.00%	-1.79%	1,684,600	1,392,400	
TPB	25,350	0.40%	-4.52%	1,276,400	1,056,700	
STB	21,950	0.92%	-4.77%	13,657,600	8,564,000	
VIB	22,500	2.27%	-2.17%	3,031,800	1,991,500	
ACB	22,800	0.88%	-3.18%	3,763,100	3,090,400	
NVL	84,600	0.00%	-0.82%	5,263,100	4,378,200	Savills report: real estate in the South Industrial Park has an occupancy rate of 84%. Industrial zones in the North, the occupancy rate reached 83% and there was only about 2,000 hectares left.
KDH	31,450	0.00%	-11.41%	6,480,000	5,631,500	
PDR	51,600	0.00%	0.58%	1,859,800	1,865,400	On September 21, the price of gasoline E5 RON 92 decreased by 450 VND/liter, to the price of 21,780 VND/liter; RON 95 gasoline price decreased by 630 VND/liter, to 22,580 VND/liter
GAS	111,000	1.83%	-0.72%	485,000	701,900	
POW	13,650	1.49%	-5.54%	28,325,600	23,097,700	
PLX	37,550	-0.92%	-4.45%	2,515,600	2,518,400	VHM: Vinhomes Ocean Park 3 - The Crown is the next piece in the 1,200-hectare super complex of real estate developer Vinhomes, which will launch at the end of Q3/2022 - the beginning of Q4/2022
VIC	63,300	0.32%	-0.94%	3,264,500	3,412,300	
VHM	57,700	-1.03%	-4.63%	3,888,100	3,571,600	
VRE	28,650	0.17%	-0.69%	1,552,900	2,039,200	VNM: Brand Finance announced the top 50 most valuable brands in Vietnam, an increase of 36% compared to 2021. VNM - the industry leader, and ranked 3rd in the rankings with a value growth of 18%
VNM	76,900	0.00%	3.22%	1,860,100	2,508,900	
MSN	110,000	-1.79%	-1.79%	794,500	938,300	
SAB	187,000	-0.53%	0.92%	137,900	221,200	SSI: On September 22, 28 new covered warrants issued by SSI at the end of August were officially listed on HOSE. Specifically, the warrants issued and listed by SSI this time are based on 12 bluechips, representatives of the banking industry (ACB, MBB, STB, TCB, TPB, VPB), real estate and building materials (VHM), KDH and HPG) and retail group (FPT, MWG, VRE). This is SSI's largest warrant issuance ever
BVH	115,000	0.00%	-0.86%	692,700	734,100	
VJC	115,000	0.00%	-0.86%	692,700	734,100	
FPT	82,900	0.73%	-0.96%	2,536,700	2,089,700	
MWG	70,100	0.14%	-5.14%	8,026,800	7,287,600	
GVR	23,600	1.51%	-7.45%	3,206,000	2,204,000	
SSI	21,100	2.68%	-2.54%	42,086,800	29,091,800	
HPG	23,000	0.44%	-2.54%	23,551,000	19,268,400	

Top most traded tickers (Volume - in million)



Foreign net flow 10 nearest sessions (Billion VND)



Top decreases in 3 consecutive sessions

