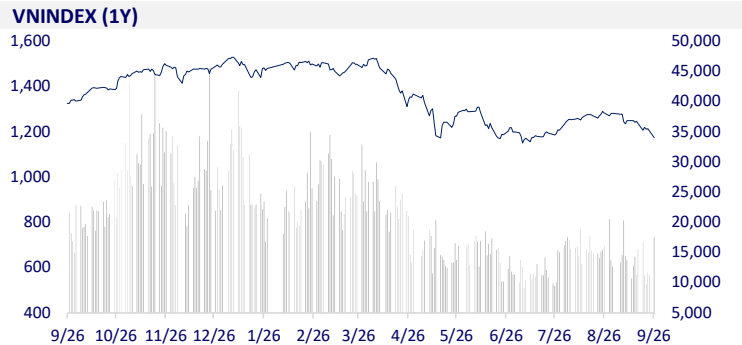
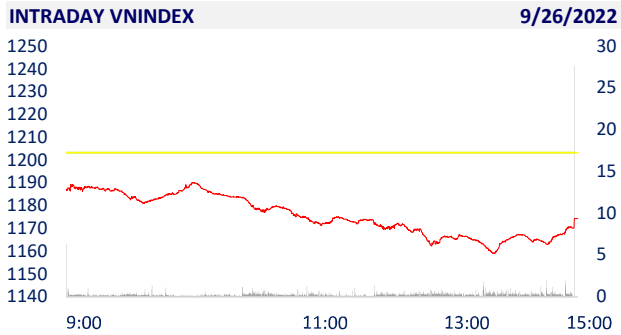
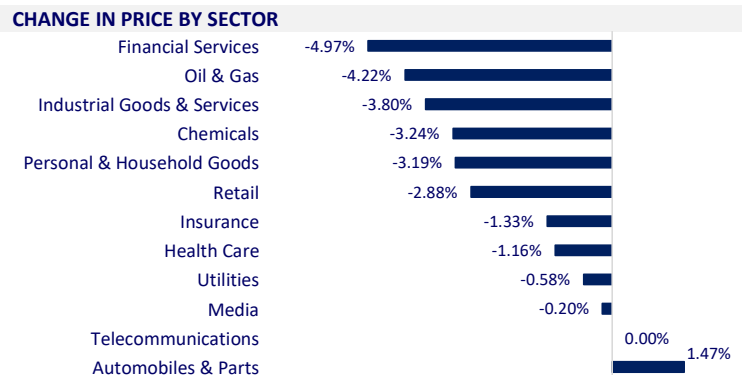


VIETNAM STOCK MARKET		1D	YTD
VN-INDEX	1,174.35	-2.40%	-21.62%
VN30	1,187.22	-2.32%	-22.69%
HNX	255.68	-3.31%	-46.06%
UPCOM	86.68	-2.16%	-23.07%
Net Foreign buy (B)	-555.11		
Total trading value (B)	20,089.27	51.92%	-35.35%

VN-Index continued the downward correction, a series of large-cap stocks were sold strongly today. Up to 27/30 stocks declined in the VN30 basket, of which 16 stocks fell below 2%. VIB and GAS recorded green color of about 1%, but the contribution to the market was not too significant. In the whole market, there were 874 stocks that decreased, of which 73 stocks fell in full range.



ETF & DERIVATIVES		1D	YTD
E1VFN30	20,270	-2.64%	-21.53%
FUEMAV30	14,000	-2.71%	-22.61%
FUESSV30	14,640	-17.80%	-22.95%
FUESSV50	19,750	-0.75%	-13.76%
FUESSVFL	15,410	-3.26%	-31.45%
FUEVFN30	25,160	-2.10%	-10.30%
FUEVN100	15,480	-1.78%	-27.93%
VN30F2303	1,189.00	-2.03%	
VN30F2212	1,190.00	-1.35%	
VN30F2211	1,183.90	-1.70%	
VN30F2210	1,192.00	-1.49%	



GLOBAL MARKET		1D	YTD
Nikkei	26,431.55	-0.54%	-8.20%
Shanghai	3,051.23	-1.20%	-16.17%
Kospi	2,220.94	-3.02%	-25.41%
Hang Seng	17,855.14	-0.44%	-23.69%
STI (Singapore)	3,181.97	-1.55%	1.87%
SET (Thái Lan)	1,621.25	-0.74%	-2.19%
Crude oil (\$/barrel)	78.42	-0.81%	2.51%
Gold (\$/ounce)	1,649.15	0.28%	-9.43%

Asian stocks continued to fall sharply as the negative sentiment still weighed on the market. In Japan, the Nikkei 225 index fell 0.54% to 26,431.55 points. In South Korea, the Kospi index fell 3.02% to 2,220.94 points. Hong Kong's Hang Seng Index lost 0.44% in last trading hour

VIETNAM ECONOMY		1D (bps)	YTD (bps)
Vnibor	4.89%	21	408
Deposit interest 12M	5.60%	0	0
5 year-Gov. Bond	4.03%	15	302
10 year-Gov. Bond	4.36%	12	236
USD/VND	23,861	0.03%	4.01%
EUR/VND	23,609	-0.32%	-10.80%
CNY/VND	3,381	-0.47%	-7.57%

The remarkable reaction in the first session of the domestic market to receive the Fed's decision to raise interest rates was that the interbank rate closed up 43 dong compared to the last session of the previous week, at 23,712 dong/USD. On the morning of September 26, the central exchange rate continued to increase by 10 VND compared to the previous session, to 23,334 VND/USD. This is the third consecutive increase of the central rate

EVENT CALENDER

Ticker	Ex-right Date	Last register Date	Exercise Date	Type	Rate	Value
DNC	9/26/2022	9/27/2022	10/14/2022	Cash		1,000
DQC	9/27/2022	9/28/2022	10/14/2022	Cash		500
LGC	9/29/2022	9/30/2022	10/31/2022	Cash		400
CNG	9/29/2022	9/30/2022	10/20/2022	Cash		1,000
WTC	9/29/2022	9/30/2022	10/12/2022	Cash		1,000
SPC	9/30/2022	10/3/2022	10/26/2022	Cash		1,000
SZE	9/30/2022	10/3/2022	10/21/2022	Cash		800
SNZ	10/4/2022	10/5/2022	10/26/2022	Cash		1,000

SELECTED NEWS

Disbursement of foreign investment capital continued to increase strongly, reaching 15.4 billion USD in 9 months

8M/2022, automobile import turnover reached 2.25 billion USD

9 months, disbursement of public investment is higher than the same period of more than 34,597 billion dong

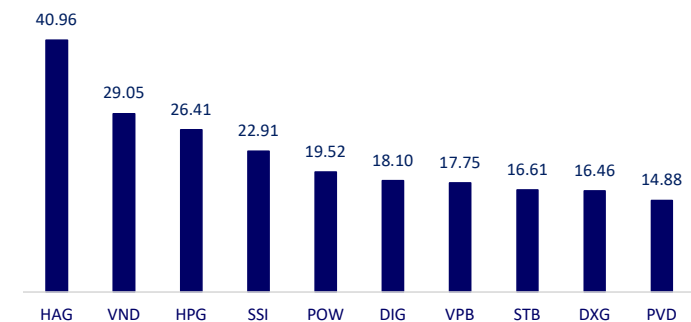
British Pound loses record value, towards parity with USD

China establishes \$4.2 billion fund to buy real estate

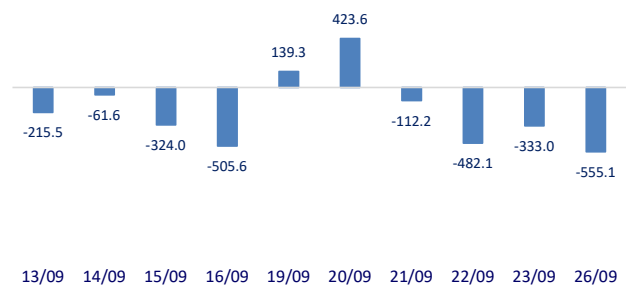
The won has lost a record since the global financial crisis in 2009

	Close	1D	5D	Buying vol.	Selling vol.	Content
VCB	75,000	-1.19%	-4.82%	1,961,200	2,257,600	Almost banking stocks have decreased compared to the beginning of the year. The market capitalization of the whole industry "evaporated" 363,744 billion dong (~15.6 billion USD) to less than 1.54 million billion dong, lower than the time when VN-Index bottomed (1,150 points) on July 6, 2022. CTG, VPB, VIB, TPB have all lost more than 1 billion USD in market capitalization since the beginning of the year, especially TCB's capitalization has decreased by nearly 2.4 billion USD. Most of the above stocks have dropped to the lowest level since the beginning of August 2022
BID	33,400	-3.88%	-2.34%	3,603,200	3,693,200	
CTG	23,500	-6.00%	-7.84%	9,677,800	9,772,300	
TCB	33,250	-2.78%	-5.14%	7,581,500	7,243,100	
VPB	27,600	-4.00%	-7.69%	25,094,600	26,290,900	
MBB	20,100	-4.29%	-4.29%	17,157,400	17,010,600	
HDB	23,450	-3.50%	-4.29%	3,738,400	4,241,500	
TPB	24,900	-0.60%	-0.40%	2,517,400	2,797,000	
STB	20,500	-4.43%	-5.09%	26,891,700	24,240,300	
VIB	22,550	1.12%	2.27%	4,802,500	4,235,600	
ACB	22,200	-1.77%	-2.84%	7,746,900	6,873,000	
NVL	84,500	0.00%	-0.59%	4,683,700	4,639,900	Real estate cash flow tends to return to the South. The level of interest in real estate in Ho Chi Minh City in 8M/2022 increased 17% over the same period in 2021, while this index of Hanoi was 4%
KDH	29,600	-5.43%	-12.04%	7,414,400	8,907,000	
PDR	50,400	-0.79%	-1.18%	1,973,300	2,216,600	
GAS	113,600	0.98%	5.19%	979,500	1,638,300	The price of Brent oil futures for the November payment session fell 1.57% to 84.8 USD/barrel due to concerns about recession effects when banks around the world raised interest rates
POW	12,800	-4.48%	-5.19%	32,339,400	32,698,400	
PLX	36,100	-2.96%	-5.00%	2,617,500	2,415,600	
VIC	62,000	-0.96%	-1.43%	1,767,100	2,042,100	VIC: The Lithium battery factory with a total investment of more than 6,329b VND of Vingroup has been approved for investment policy in Vung Ang, is expected to complete construction in Q4/2023
VHM	55,900	-2.27%	-4.28%	3,695,700	3,939,600	
VRE	26,650	-6.49%	-8.42%	2,701,200	3,440,500	VIC: According the Civil Aviation Administration of Vietnam, in September 2022, the passenger transport volume of Vietnamese airlines reached 4.2 million passengers, down 14% compared to August 2022 but increasing 19.6% compared to September 2021. Vietjet Air operated 76,513 flights, the punctuality rate was 84.8%, down 8.1 points over the same period; 162 flights were canceled, accounting for 0.2%, down 0.57 points over the same period
VNM	74,000	-3.52%	-1.60%	4,372,400	5,817,700	
MSN	107,700	-0.83%	-4.27%	909,200	1,039,300	
SAB	185,000	-1.07%	-0.16%	191,200	227,400	
BVH	110,100	-2.39%	-4.26%	660,900	859,800	
VJC	110,100	-2.39%	-4.26%	660,900	859,800	
FPT	81,500	-1.09%	-1.93%	3,128,800	2,946,200	
MWG	68,000	-2.02%	-3.55%	7,565,600	8,043,400	
GVR	23,000	-1.50%	0.44%	3,472,000	3,248,900	
SSI	19,500	-5.57%	-2.01%	35,760,300	36,949,200	
HPG	22,400	-1.32%	-1.10%	37,959,800	38,396,200	

Top most traded tickers (Volume - in million)



Foreign net flow 10 nearest sessions (Billion VND)



Top decreases in 3 consecutive sessions

