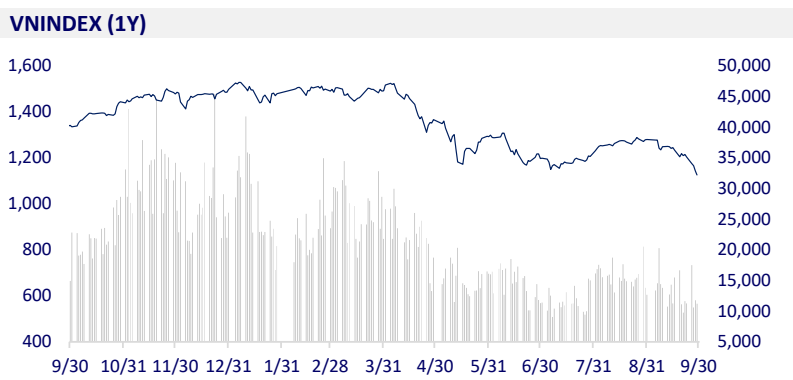
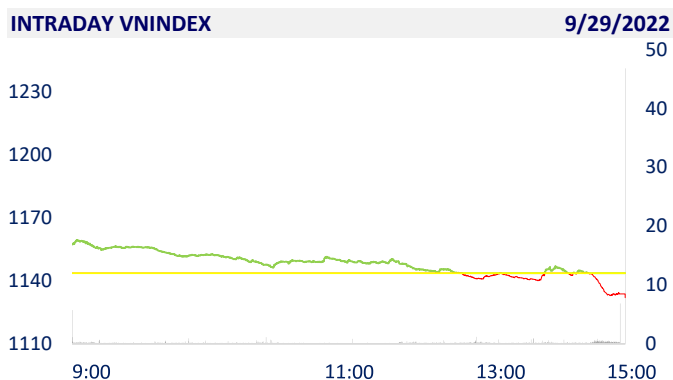
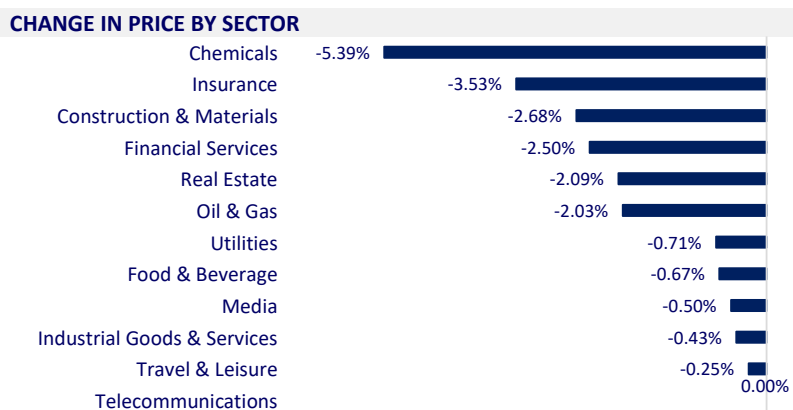


VIETNAM STOCK MARKET		1D	YTD
VN-INDEX	1,126.07	-1.53%	-24.84%
VN30	1,147.44	-1.14%	-25.28%
HNX	249.41	-1.17%	-47.38%
UPCOM	85.22	-0.72%	-24.37%
Net Foreign buy (B)	-172.68		
Total trading value (B)	12,993.99	-3.82%	-58.18%

Since the beginning of the year, VN-Index has decreased by more than 23%, equivalent to 350 points, HoSE capitalization has decreased by 55 billion USD. In the market, there is only VCB with a market capitalization of over 10 billion USD. Since applying T+2, the average matching value on HoSE has decreased by 16% compared to the previous month



ETF & DERIVATIVES		1D	YTD
E1VFN30	19,900	-1.34%	-22.96%
FUEMAV30	13,550	-1.53%	-25.10%
FUESSV30	14,180	-20.38%	-25.37%
FUESSV50	19,010	3.32%	-16.99%
FUESSVFL	15,550	-0.64%	-30.83%
FUEVFNVD	24,720	-0.20%	-11.87%
FUEVN100	15,050	0.27%	-29.93%
VN30F2303	1,149.10	-0.60%	
VN30F2212	1,149.60	-0.73%	
VN30F2211	1,149.00	-1.20%	
VN30F2210	1,148.00	-1.46%	



GLOBAL MARKET		1D	YTD
Nikkei	26,422.05	0.16%	-8.23%
Shanghai	3,041.20	-0.13%	-16.45%
Kospi	2,170.93	0.08%	-27.09%
Hang Seng	17,165.87	-0.49%	-26.63%
STI (Singapore)	3,115.08	-0.04%	-0.28%
SET (Thái Lan)	1,592.37	-0.43%	-3.94%
Crude oil (\$/barrel)	82.60	0.58%	7.97%
Gold (\$/ounce)	1,658.90	-0.35%	-8.89%

Asian stocks did not have too much volatility after the rally of US stocks on the news that the Bank of England (BoE) will intervene in the bond market to stabilize the situation. In Japan, the Nikkei 225 index increased by 0.16% to 26,422.05 points. South Korea's Kospi index increased by 0.08% to 2,170.93 points. Hong Kong's Hang Seng Index increased for most of the session but closed down 0.49% at 17,165.87 points.

VIETNAM ECONOMY		1D (bps)	YTD (bps)
Vnibor	5.12%	0	431
Deposit interest 12M	5.60%	0	0
5 year-Gov. Bond	4.41%	13	340
10 year-Gov. Bond	4.73%	2	273
USD/VND	24,065	0.61%	4.90%
EUR/VND	23,543	-1.10%	-11.05%
CNY/VND	3,409	1.07%	-6.81%

On September 29, GSO held a press conference to announce the socio-economic situation. In 9M/2022, GDP increased by 8.83% over the same period last year, the highest increase in 12 years (2011-2022). In the general increase of the whole economy, the agriculture, forestry and fishery sector increased by 2.99%, contributing 4.04%; the industry and construction sector increased by 9.44%, contributing 41.79%; service sector increased by 10.57%, contributing 54.17%

**EVENT CALENDER**

Ticker	Ex-right Date	Last register Date	Exercise Date	Type	Rate	Value
SPC	9/30/2022	10/3/2022	10/26/2022	Cash		1,000
SZE	9/30/2022	10/3/2022	10/21/2022	Cash		800
SNZ	10/4/2022	10/5/2022	10/26/2022	Cash		1,000
USC	10/4/2022	10/5/2022	10/20/2022	Cash		350
HD2	10/4/2022	10/5/2022	10/28/2022	Cash		500
HPD	10/5/2022	10/6/2022	10/20/2022	Cash		1,000
HU4	10/5/2022	10/6/2022	10/26/2022	Cash		1,000
CLL	10/6/2022	10/7/2022	10/19/2022	Cash		2,400

SELECTED NEWS

GDP in the third quarter grew by 13.67%

Commencement of Component 2 project, Long Thanh airport worth 3,500 billion VND

Vietnam has a trade surplus of more than 6.5 billion USD in 9 months

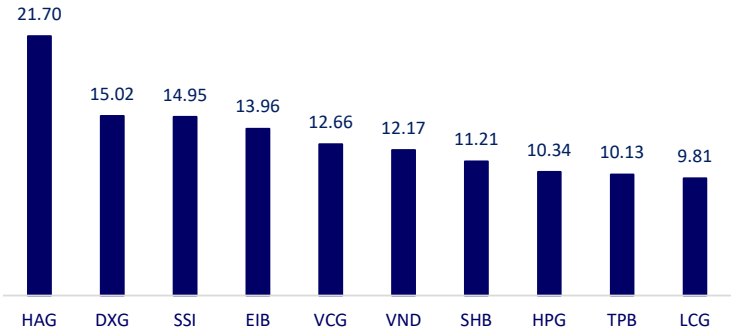
Painkiller crisis cost the US nearly \$1.5 trillion

European Commission: The imposition of a gas price ceiling will come with risks

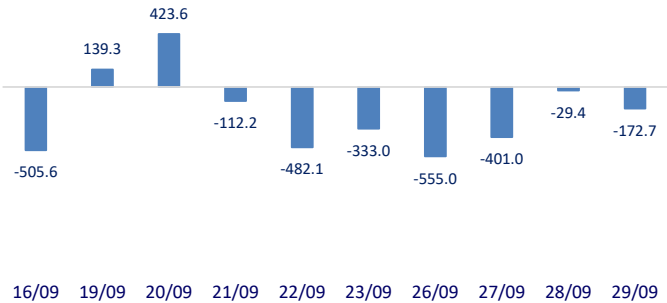
The United Nations is about to hold a meeting on the leak of 2 Nord Stream pipelines 1 and 2

	Close	1D	5D	Buying vol.	Selling vol.	Content
VCB	74,000	-1.33%	-5.13%	949,278	1,202,399	BID: Hoang Anh Gia Lai has just announced that it has completed the pre-maturity buyback of 605 billion dong of bonds for the HAGLBOND16.26 lot at BIDV. The debt payment completion date is September 28, 2022, money from debt collection Hoang Anh Gia Lai Agrico and money from business activities
BID	33,500	0.00%	-4.69%	1,506,502	2,116,994	
CTG	22,600	-3.00%	-11.02%	5,720,197	7,403,491	
TCB	33,000	-0.75%	-4.49%	4,043,495	4,154,717	
VPB	18,000	-2.70%	-7.85%	7,773,809	11,448,325	
MBB	19,800	-0.75%	-6.82%	7,910,929	7,417,588	
HDB	19,150	0.00%	-3.09%	1,700,239	2,457,575	
TPB	24,700	0.20%	-2.56%	1,377,415	2,299,779	
STB	19,700	-2.96%	-10.25%	15,889,387	13,762,250	
VIB	22,150	-2.85%	-1.56%	2,336,096	2,976,258	
ACB	22,000	0.00%	-3.51%	6,385,214	5,616,958	
NVL	84,800	0.71%	0.24%	3,652,717	5,276,671	NVL: The largest shareholder owns more than 627M shares of NVL (32.165%), Novagroup registered to transfer nearly 94.7M shares of Novaland's NVL during the period September 30 to October 29
KDH	28,950	-1.53%	-7.95%	5,843,502	5,947,325	
PDR	50,800	0.99%	-1.55%	2,030,518	2,322,804	
GAS	105,000	0.96%	-5.41%	735,548	643,217	PLX: PLX is now down 46% after nearly 7 months and fell to 34,350 VND/share, the lowest since early April 2020. Market capitalization also decreased by more than 35,800 billion VND to 42 trillion VND
POW	12,550	-2.33%	-8.06%	14,715,410	21,165,149	
PLX	34,350	-1.58%	-8.52%	1,505,973	2,341,630	
VIC	54,600	-5.04%	-13.74%	2,389,367	2,671,353	VIC: Binh Duong revoked the policy for Vingroup to study planning and adjust the planning of two projects in Tan Uyen and Bac Tan Uyen towns with a total area of two land plots of 1,000 hectares
VHM	50,800	-0.78%	-11.96%	3,685,430	3,048,824	
VRE	27,200	1.30%	-5.06%	2,751,890	3,171,154	
VNM	72,700	1.25%	-5.46%	3,308,696	3,301,961	SAB: Thaibev confirmed not to sell Sabeco. Sabeco is still a strategic card in the Thai giants' ambition to regain the leading position in Southeast Asia.
MSN	100,000	-2.06%	-9.09%	643,558	719,730	
SAB	182,800	-0.11%	-2.25%	134,849	139,770	
BVH	110,100	0.00%	-4.26%	486,971	361,816	FPT: By the end of September 2022, FPT Long Chau pharmacy chain has opened 379 new locations, bringing the number of pharmacies nationwide to 779. FPT Retail is expected to expand its market share with 800 Long Chau pharmacies in Q4/2022, contributing about 50-100B VND in profit and increasing to 3,000 stores in the next 5 years. In 6M/2022 the Long Chau system brought in over VND 4,000B in revenue, contributing 29% of FPT Retail's total revenue
VJC	110,100	0.00%	-4.26%	486,971	361,816	
FPT	77,000	-1.28%	-7.12%	2,333,817	2,483,199	
MWG	64,000	-1.54%	-8.70%	3,809,115	5,273,945	
GVR	20,900	-5.86%	-11.44%	1,850,006	2,506,596	
SSI	19,300	-2.28%	-8.53%	23,214,760	26,603,566	
HPG	21,650	-0.69%	-5.87%	15,850,232	20,835,487	

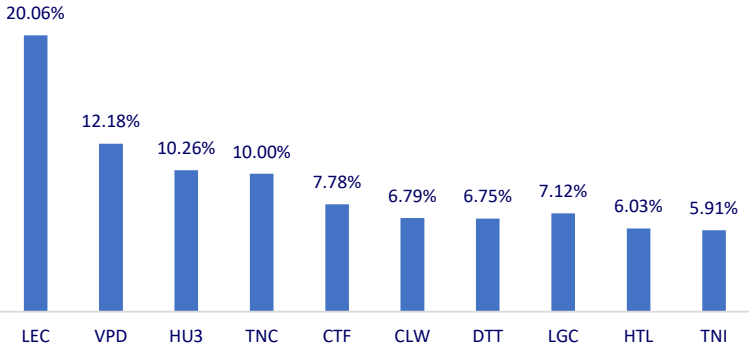
Top most traded tickers (Volume - in million)



Foreign net flow 10 nearest sessions (Billion VND)



Top increases in 3 consecutive sessions



Top decreases in 3 consecutive sessions

