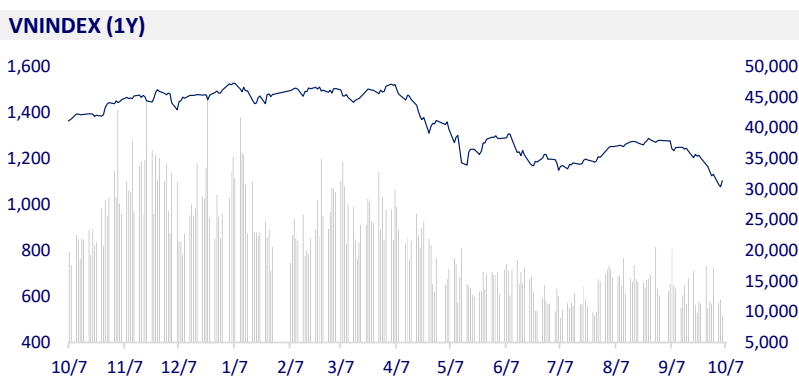
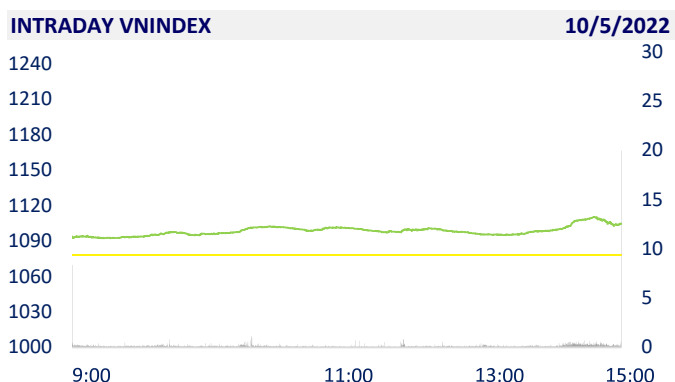
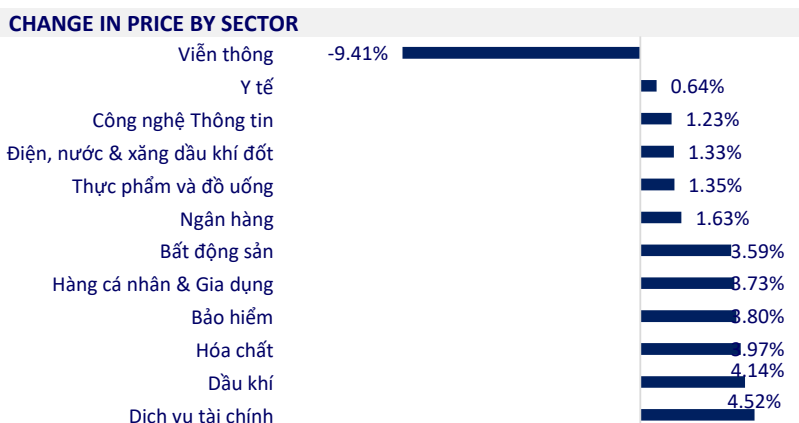


VIETNAM STOCK MARKET		1D	YTD
VN-INDEX	1,104.26	2.42%	-26.30%
VN30	1,117.38	1.79%	-27.24%
HNX	242.12	2.76%	-48.92%
UPCOM	83.79	1.71%	-25.64%
Net Foreign buy (B)	221.78		
Total trading value (B)	10,773.49	-20.46%	-65.33%

Many stocks hit the ceiling price, VN-Index increased to more than 26 points. Total matched value reached 9,160 billion dong, down 22%, of which, matched value on HoSE decreased by 23% and stood at 7,946 billion dong. Foreign investors net bought back more than 221 billion dong.



ETF & DERIVATIVES		1D	YTD
E1VFN30	18,980	2.59%	-26.52%
FUEMAV30	13,200	2.33%	-27.03%
FUESSV30	13,760	-22.74%	-27.58%
FUESSV50	17,200	-6.52%	-24.89%
FUESSVFL	14,420	6.81%	-35.85%
FUEVFN30	23,980	1.70%	-14.51%
FUEVN100	14,450	3.07%	-32.73%
VN30F2303	1,117.00	1.27%	
VN30F2212	1,124.10	1.71%	
VN30F2211	1,115.00	1.36%	
VN30F2210	1,115.20	1.20%	



GLOBAL MARKET		1D	YTD
Nikkei	27,120.53	0.10%	-5.80%
Shanghai	3,024.39	0.00%	-16.91%
Kospi	2,215.22	0.26%	-25.61%
Hang Seng	18,087.97	5.90%	-22.69%
STI (Singapore)	3,153.23	0.46%	0.95%
SET (Thái Lan)	1,580.27	0.14%	-4.67%
Crude oil (\$/barrel)	86.15	-0.21%	12.61%
Gold (\$/ounce)	1,715.00	-0.96%	-5.81%

Asian stocks extended gains, Hang Seng gained nearly 6%. In Japan, the Nikkei 225 index rose 0.48% to 27,120.53 points. The Kospi (South Korea) index rose 0.26%. Chinese stocks closed this week.

VIETNAM ECONOMY		1D (bps)	YTD (bps)
Vnibor	7.88%	295	707
Deposit interest 12M	5.60%	0	0
5 year-Gov. Bond	4.81%	11	380
10 year-Gov. Bond	4.87%	2	287
USD/VND	24,012	-0.03%	4.67%
EUR/VND	24,435	-0.54%	-7.68%
CNY/VND	3,425	-0.03%	-6.37%

The General Department of Customs said that in September, the total export value of Vietnam's goods was estimated at nearly \$59 billion (down nearly 11% compared to the previous month). However, compared to the same period last year, the export value increased by more than 2.9 billion USD. In 9 months, Vietnam's merchandise exports reached nearly 290 billion USD, up 17.3% over the same period last year.

EVENT CALENDER

Ticker	Ex-right Date	Last register Date	Exercise Date	Type	Rate	Value
HPD	10/5/2022	10/6/2022	10/20/2022	Cash		1,000
HU4	10/5/2022	10/6/2022	10/26/2022	Cash		1,000
CLL	10/6/2022	10/7/2022	10/19/2022	Cash		2,400
TV3	10/6/2022	10/7/2022		Stock	20:3	
TDC	10/6/2022	10/7/2022	10/28/2022	Cash		700
CTT	10/6/2022	10/7/2022	10/14/2022	Cash		1,300
BCM	10/7/2022	10/8/2022	10/28/2022	Cash		700
NT2	10/7/2022	10/8/2022	10/20/2022	Cash		650

SELECTED NEWS

Vietnam has a trade surplus of more than 6.5 billion USD in 9 months

Wood exports to the UK in September decreased by 11%

Accelerating the allocation of medium-term public investment plans for the period of 2021 - 2025

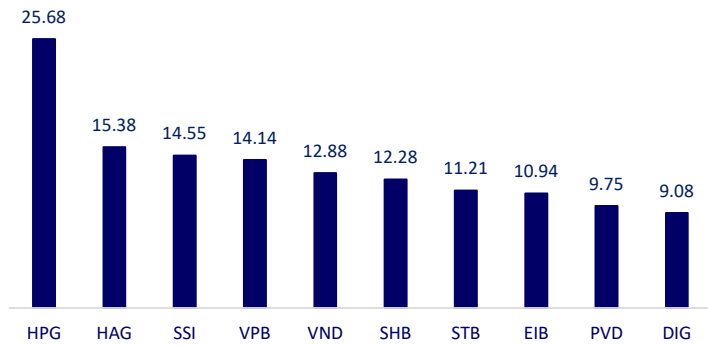
The US public debt reached a record, surpassing 31 trillion USD

European Union reaches agreement on new sanctions package against Russia

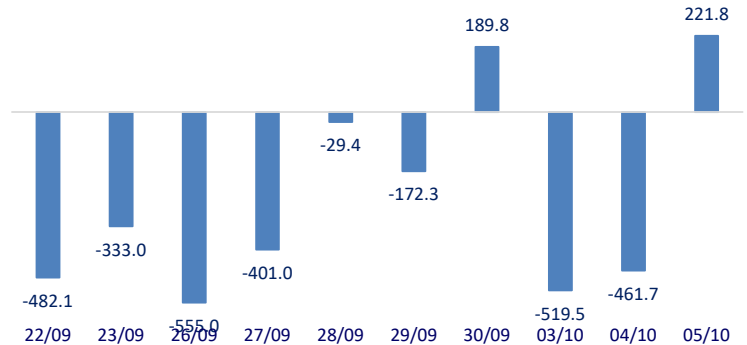
The EU intends to impose a revenue ceiling, heavily taxing power companies that get rich during the crisis

	Close	1D	5D	Buying vol.	Selling vol.	Content
VCB	71,500	0.28%	-4.67%	1,093,788	1,463,124	HDB: From October 7 to November 4, General Director Pham Quoc Thanh registered to buy 1 million HDB shares by put-through and/or order matching method, raising the holding rate to 0.08%, equivalent to 2 million units.
BID	31,800	2.58%	-5.07%	1,102,256	1,106,088	
CTG	22,000	6.02%	-5.58%	7,895,660	5,548,287	
TCB	30,500	0.66%	-8.27%	6,527,729	8,588,547	
VPB	17,000	1.19%	-8.11%	19,459,695	19,562,561	
MBB	19,200	2.13%	-3.76%	10,096,060	7,897,283	
HDB	18,500	0.00%	-3.39%	2,083,299	2,800,436	
TPB	24,000	0.84%	-2.64%	1,597,180	2,333,306	
STB	19,250	2.67%	-5.17%	16,963,420	16,425,510	
VIB	21,450	0.94%	-5.92%	2,288,831	2,744,679	
ACB	20,800	-0.95%	-5.45%	4,417,616	5,620,998	
NVL	82,000	0.00%	-2.61%	3,093,382	3,486,839	HoREA proposed the Ministry of Construction to allow investors of commercial housing projects to exchange land for 20% to build equivalent social housing.
KDH	27,500	5.16%	-6.46%	5,053,561	4,131,474	
PDR	51,300	0.39%	1.99%	2,100,315	2,333,936	
GAS	107,000	0.94%	2.88%	560,857	873,107	GAS: In Q3, revenue was about 22,160b dong and pre-tax profit was 3,200b dong. Compared to the same period last year, profit increased by 4.3% but compared to Q2 decreased by 50%
POW	12,100	4.31%	-5.84%	19,449,150	12,500,190	
PLX	33,000	3.13%	-5.44%	2,243,318	2,266,687	
VIC	60,000	5.26%	4.35%	2,000,972	1,680,919	VIC: has been granted margin again in Q4/2022 because the group's profit after tax of parent company's shareholders on the semi-annual financial statements is a positive number.
VHM	53,800	6.32%	5.08%	4,993,971	5,206,711	
VRE	27,000	1.12%	0.56%	1,703,831	1,891,152	
VNM	71,600	0.99%	-0.28%	2,074,989	2,287,969	MSN: Techcombank's BoDs has approved the guarantee contract signing transaction between TCB and The Sherpa - 3F Viet Co., Ltd. with a maximum loan value of up to VND370b, loan term of 5 years.
MSN	91,400	0.99%	-10.48%	896,207	976,220	
SAB	189,000	0.53%	3.28%	370,552	476,357	
BVH	50,600	4.98%	-9.64%	2,191,208	1,786,138	HPG: Hoa Phat opens a home appliance factory, in Hoa Mac industrial zone in Ha Nam province, Hoa Phat's factory will also produce water and air purifier equipment, with an annual capacity of 1 million products. Products. Hoa Phat's new factory has an investment cost of more than 1 trillion VND (41.8 million USD)
VJC	115,000	1.86%	4.45%	868,720	922,855	
FPT	78,400	1.16%	0.51%	1,775,747	1,840,965	
MWG	62,200	1.97%	-4.31%	4,069,378	3,670,954	
GVR	19,100	4.66%	-13.96%	2,374,143	1,761,881	
SSI	18,650	4.78%	-5.57%	25,389,438	30,418,581	
HPG	19,200	1.86%	-11.93%	37,513,317	35,560,981	

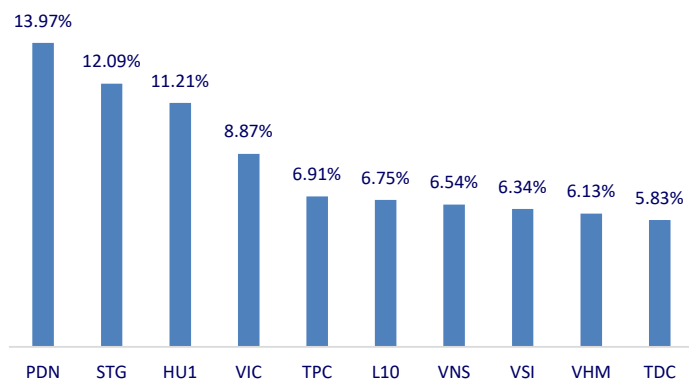
Top most traded tickers (Volume - in million)



Foreign net flow 10 nearest sessions (Billion VND)



Top increases in 3 consecutive sessions



Top decreases in 3 consecutive sessions

