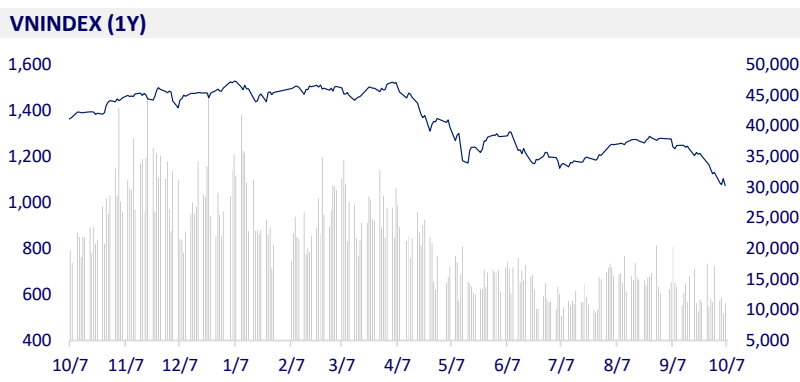
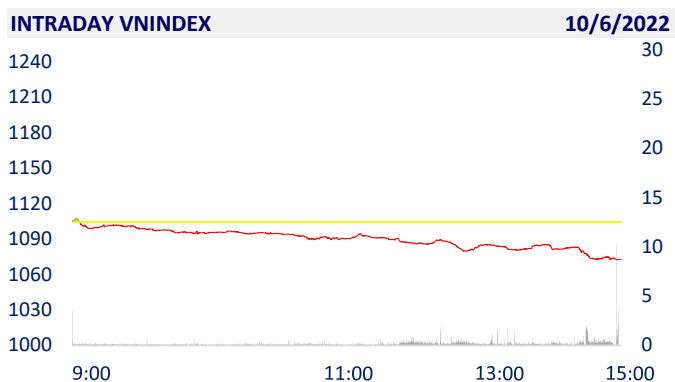
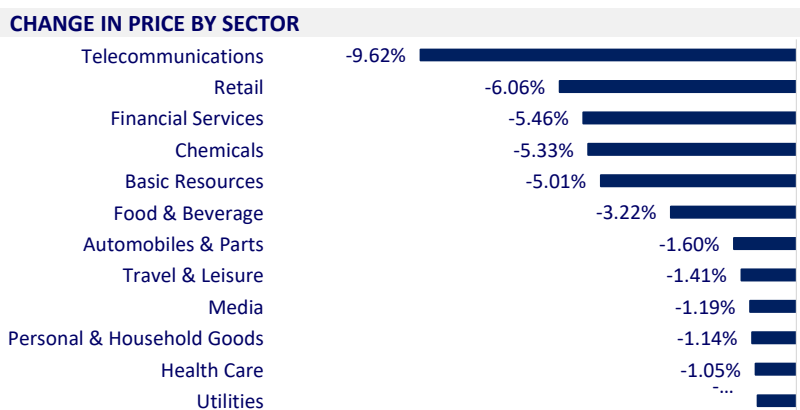


VIETNAM STOCK MARKET		1D	YTD
VN-INDEX	1,074.52	-2.69%	-28.28%
VN30	1,081.36	-3.22%	-29.59%
HNX	235.13	-2.89%	-50.39%
UPCOM	82.41	-1.65%	-26.86%
Net Foreign buy (B)	-126.00		
Total trading value (B)	12,724.51	17.94%	-59.05%

Strong selling pressure pushed VN-Index down by nearly 30 points, foreign investors turned to be net sellers of 126 billion dong in the whole market. The high selling force dominated most of the industry groups, the hardest hit was the trio: Banking, Securities, and Real Estate. In terms of breadth, the whole market was completely overwhelmed by 773 decliners, of which 86 stocks fell to the floor



ETF & DERIVATIVES		1D	YTD
E1VFN30	18,720	-1.37%	-27.53%
FUEMAV30	12,650	-4.17%	-30.07%
FUESSV30	13,030	-26.84%	-31.42%
FUESSV50	18,400	6.98%	-19.65%
FUESSVFL	14,290	-0.90%	-36.43%
FUEVFVND	23,000	-4.09%	-18.00%
FUEVN100	13,910	-3.74%	-35.24%
VN30F2303	1,084.90	-2.87%	
VN30F2212	1,079.50	-3.97%	
VN30F2211	1,076.00	-3.50%	
VN30F2210	1,080.00	-3.16%	



GLOBAL MARKET		1D	YTD
Nikkei	27,311.30	0.01%	-5.14%
Shanghai	3,024.39	0.00%	-16.91%
Kospi	2,237.86	1.02%	-24.84%
Hang Seng	18,012.15	-0.42%	-23.02%
STI (Singapore)	3,151.56	-0.05%	0.89%
SET (Thái Lan)	1,589.18	0.56%	-4.13%
Crude oil (\$/barrel)	87.23	-1.09%	14.03%
Gold (\$/ounce)	1,722.20	-0.38%	-5.42%

Asian stocks mostly gained, Nikkei 225 gained for 4 consecutive sessions. In Japan, the Nikkei 225 index rose 0.01% to 27,331.3 points. South Korea's Kospi index rose 1.02%. Hong Kong stocks upstream the region. The Hang Seng Index fell 0.42%. Chinese stocks closed this week.

VIETNAM ECONOMY		1D (bps)	YTD (bps)
Vnibor	8.44%	56	763
Deposit interest 12M	5.60%	0	0
5 year-Gov. Bond	4.73%	-8	372
10 year-Gov. Bond	4.85%	-2	285
USD/VND	24,098	0.37%	5.05%
EUR/VND	24,031	-0.99%	-9.21%
CNY/VND	3,426	0.06%	-6.34%

Credit balance of the whole credit institution system is expected to increase by 4.1% on average in the fourth quarter and 14.9% in 2022. Regarding pre-tax profit in 2022, 88.3% of credit institutions are expected to grow positively compared to 2021, besides, there are still 6.8% of credit institutions that expect negative profit growth in 2022.

EVENT CALENDER

Ticker	Ex-right Date	Last register Date	Exercise Date	Type	Rate	Value
CLL	10/6/2022	10/7/2022	10/19/2022	Cash		2,400
TV3	10/6/2022	10/7/2022		Stock	20:3	
TDC	10/6/2022	10/7/2022	10/28/2022	Cash		700
CTT	10/6/2022	10/7/2022	10/14/2022	Cash		1,300
BCM	10/7/2022	10/8/2022	10/28/2022	Cash		700
NT2	10/7/2022	10/8/2022	10/20/2022	Cash		650
SLS	10/7/2022	10/8/2022	10/25/2022	Cash		10,000
VGP	10/7/2022	10/8/2022	12/20/2022	Cash		700

SELECTED NEWS

Credit is expected to grow 14.9% in 2022

UOB raises Vietnam's economic growth forecast to 8.2%

The Ministry of Transport proposed to spend more than 13,000 billion VND to deal with the shortcomings of 8 BOT projects

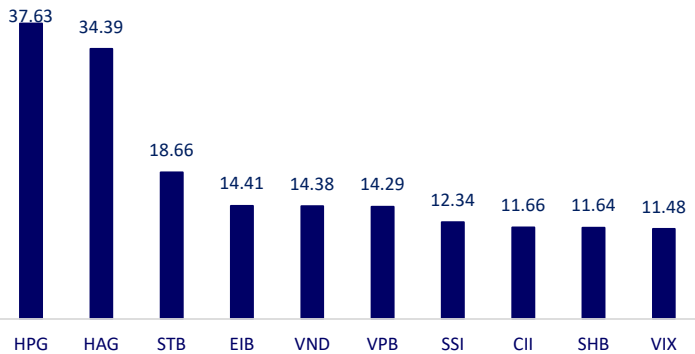
US mortgage rates hit 16-year high

OPEC+ agrees to cut oil production by 2 million barrels per day

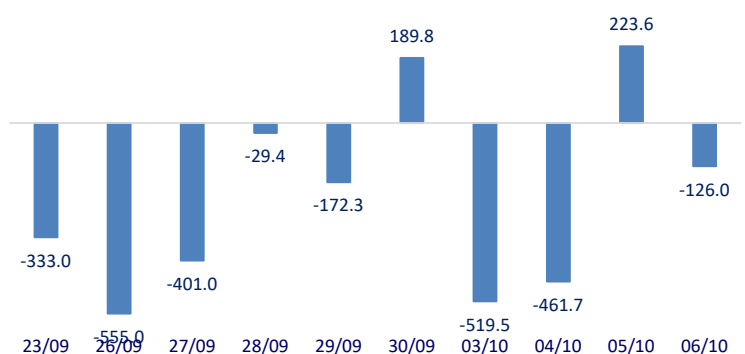
EC proposes a way to limit gas prices to keep energy prices down

	Close	1D	5D	Buying vol.	Selling vol.	Content
VCB	70,100	-1.96%	-5.27%	1,033,162	1,291,648	The State Bank of Vietnam has written to request commercial banks to report implementation results by the end of September 2022 and review customers to deploy the 2% interest rate support package, the expected support capacity... By the end of August 2022, loan sales with interest rate support were about 10,700 billion VND with nearly 580 customers, outstanding loans were supported at 9,820 billion VND.
BID	31,000	-2.52%	-7.46%	1,520,619	1,580,518	
CTG	21,400	-2.73%	-5.31%	6,414,378	7,539,328	
TCB	29,300	-3.93%	-11.21%	7,535,671	7,687,101	
VPB	16,500	-2.94%	-8.33%	18,580,901	20,736,710	
MBB	18,100	-5.73%	-8.59%	10,658,844	12,144,586	
HDB	18,150	-1.89%	-5.22%	1,852,761	3,039,623	
TPB	24,000	0.00%	-2.83%	3,733,502	4,583,715	
STB	18,000	-6.49%	-8.63%	27,923,688	25,941,221	
VIB	20,750	-3.26%	-6.32%	3,147,292	3,358,028	
ACB	20,000	-3.85%	-9.09%	3,715,383	5,004,802	
NVL	80,200	-2.20%	-5.42%	2,424,255	2,744,337	The real estate market fell into a thirst for capital when the capital mobilization channels through banks and bonds faced difficulties. Investors find ways to mobilize capital from customers.
KDH	26,250	-4.55%	-9.33%	3,400,466	3,739,553	
PDR	50,800	-0.97%	0.00%	1,871,139	2,352,072	
GAS	106,900	-0.09%	1.81%	627,219	750,498	Oil prices spiked to a 3-week high on Wednesday (October 5), as OPEC+ agreed to cut production by the deepest since the Covid-19 pandemic in 2020.
POW	11,400	-5.79%	-9.16%	15,512,706	18,496,283	
PLX	32,200	-2.42%	-6.26%	1,949,619	1,949,111	
VIC	60,100	0.17%	10.07%	1,626,421	1,816,252	VHM: Vinhomes Ocean Park 2 - The Empire project has a scale of 458.9 hectares, launched on the market during the holiday of April 30 - May 1, 2022.
VHM	53,600	-0.37%	5.51%	3,939,678	4,398,780	
VRE	26,500	-1.85%	-2.57%	2,220,465	2,879,129	
VNM	70,000	-2.23%	-3.71%	1,975,696	2,586,929	SAB: The value of a series of businesses decreased by 50% after 9 months, Sabeco is one of the 4 rare stocks with a growth of 23% in capitalization..
MSN	86,700	-5.14%	-13.30%	1,532,812	1,394,806	
SAB	185,800	-1.69%	1.64%	205,654	111,326	
BVH	48,900	-3.36%	-8.60%	2,105,680	1,949,171	MWG: agrees to lend a loan to Mobile World Joint Stock Company subsidiary with a maximum credit limit of VND 5,000 billion within 36 months. Mobile World Joint Stock Company is the company that is managing a chain of retail stores for mobile devices, in which MWG holds a 99.95% shares.
VJC	114,200	-0.70%	3.72%	407,745	563,248	
FPT	76,500	-2.42%	-0.65%	2,083,748	2,240,295	
MWG	58,000	-6.75%	-9.38%	4,341,240	5,350,776	
GVR	17,800	-6.81%	-14.83%	2,213,717	3,392,213	
SSI	17,400	-6.70%	-9.84%	20,382,291	24,608,654	
HPG	18,000	-6.25%	-16.86%	52,512,352	57,926,297	

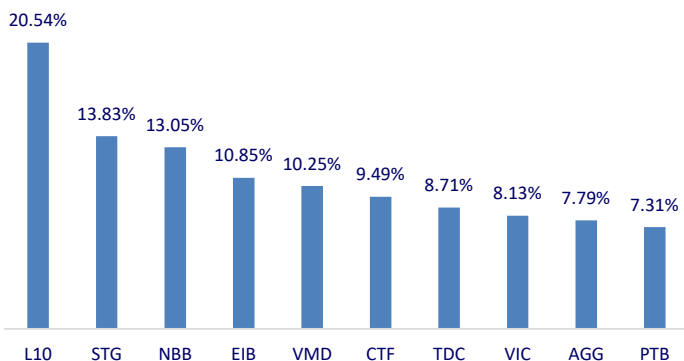
Top most traded tickers (Volume - in million)



Foreign net flow 10 nearest sessions (Billion VND)



Top increases in 3 consecutive sessions



Top decreases in 3 consecutive sessions

