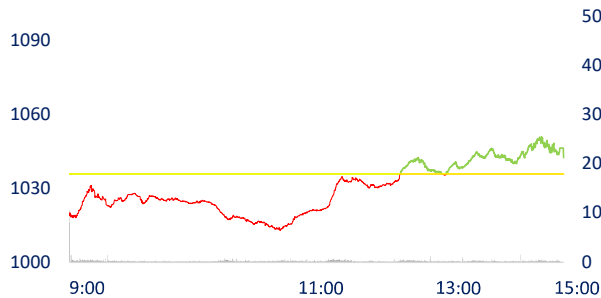
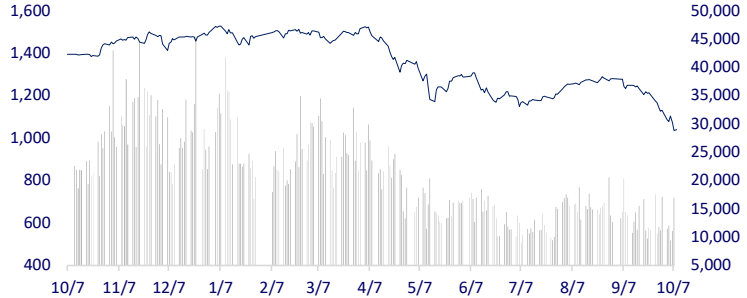
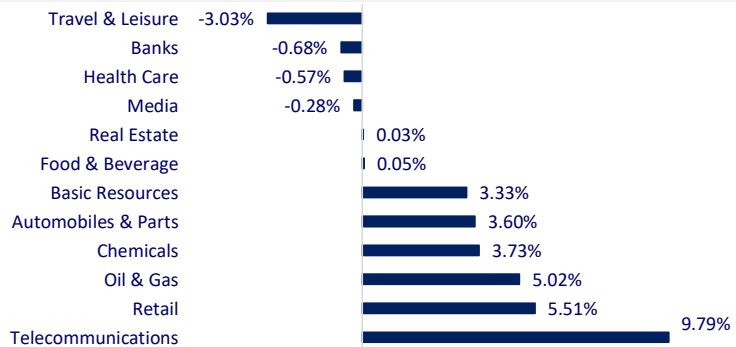


VIETNAM STOCK MARKET		1D	YTD
VN-INDEX	1,042.48	0.63%	-30.42%
VN30	1,038.93	-0.06%	-32.35%
HNX	229.86	1.67%	-51.51%
UPCOM	80.14	0.20%	-28.88%
Net Foreign buy (B)	604.36		
Total trading value (B)	16,473.30	-12.67%	-46.98%

VN-Index reversed course and gained nearly 7 points at the beginning of the week, foreign investors net bought nearly 600 bil VND. Liquidity on HoSE seemed to be flat, with a total value of more than 15,000 bil VND, however the matched value decreased by 32% compared to the previous session to less than 10,000 bil VND.

**INTRADAY VNINDEX 10/10/2022**

**VNINDEX (1Y)**


ETF & DERIVATIVES		1D	YTD
E1VFN30	17,600	-0.34%	-31.86%
FUEMAV30	12,300	1.15%	-32.01%
FUESSV30	12,810	-28.07%	-32.58%
FUESSV50	17,010	-2.30%	-25.72%
FUESSVFL	13,000	-2.18%	-42.17%
FUEVFNVD	22,800	3.64%	-18.72%
FUEVN100	13,300	0.91%	-38.08%
VN30F2303	1,026.00	0.10%	
VN30F2212	1,032.00	0.58%	
VN30F2211	1,032.50	0.34%	
VN30F2210	1,032.50	0.03%	

**CHANGE IN PRICE BY SECTOR**


GLOBAL MARKET		1D	YTD
Nikkei	27,116.11	0.00%	-5.82%
Shanghai	2,974.15	-1.66%	-18.29%
Kospi	2,232.84	0.00%	-25.01%
Hang Seng	17,216.66	-2.95%	-26.42%
STI (Singapore)	3,107.47	-1.22%	-0.52%
SET (Thái Lan)	1,570.57	-0.58%	-5.25%
Crude oil (\$/barrel)	92.16	0.14%	20.47%
Gold (\$/ounce)	1,688.25	-0.88%	-7.28%

At the end of the session, Asian markets mostly dropped. The Shanghai Composite Index (China) fell 1.66%, the Hang Seng Index (Hong Kong) fell 2.95%, and the SET (Thailand) dropped 0.58%.

VIETNAM ECONOMY		1D (bps)	YTD (bps)
Vnibor	7.86%	0	705
Deposit interest 12M	5.60%	0	0
5 year-Gov. Bond	4.74%	-2	373
10 year-Gov. Bond	4.85%	-4	285
USD/VND	23,422	0.00%	2.10%
EUR/VND	23,962	0.00%	-9.47%
CNY/VND	3,426	0.00%	-6.34%

The Hanoi People's Committee has just issued Decision No. 33/2022 on the Regulation on management of industrial clusters in Hanoi city. All industrial cluster projects are 12 months after the schedule in the establishment decision, the City People's Committee considers withdrawing the project and decides to choose another investor.

**EVENT CALENDER**

Ticker	Ex-right Date	Last register Date	Exercise Date	Type	Rate	Value
MSB	10/10/2022	10/11/2022		Stock	100:30	
ABS	10/11/2022	10/12/2022	10/26/2022	Cash		500
GVR	10/12/2022	10/13/2022	10/27/2022	Cash		410
ICT	10/13/2022	10/14/2022	10/26/2022	Cash		350
SHP	10/13/2022	10/14/2022	10/26/2022	Cash		1,000
TCT	10/14/2022	10/17/2022	11/10/2022	Cash		500
VSA	10/14/2022	10/17/2022	10/21/2022	Cash		2,500
HTV	10/14/2022	10/17/2022	11/10/2022	Cash		800

## SELECTED NEWS

Vietnam - A bright spot in the region's production and export growth

Hanoi considers withdrawing industrial cluster projects which delay 12 months after the schedule.

3rd quarter of 2022: Unemployment rate fell sharply

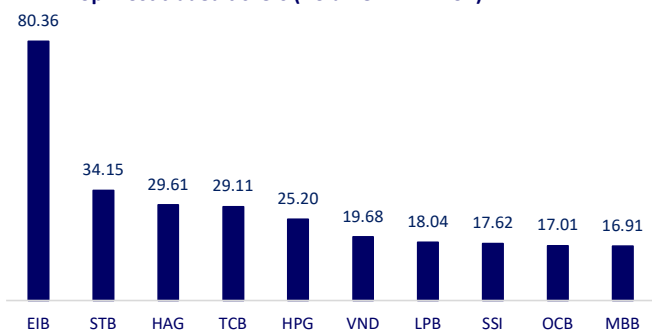
Despite OPEC + sharply cutting production, Saudi Arabia claims to pump enough oil for North Asia

Electric vehicle manufacturers 'thirsty capital', racing to IPO

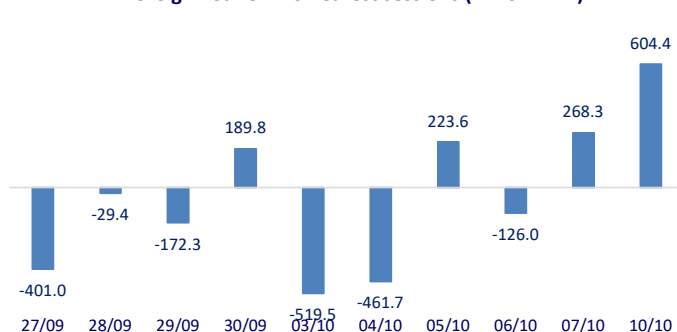
China opens doors to foreign capital

	Close	1D	5D	Buying vol.	Selling vol.	Content
VCB	65,100	-2.40%	-7.79%	2,067,998	2,064,545	VPB: After sharply increasing interest rates by 0.7-1%/year on September 24, VPBank continued to apply a new deposit rate schedule for individual customers on October 6. This adjustment, VPBank, added 0.3% points in many terms. Specifically, for over-the-counter deposit, VPBank increased the 12-month term interest rate from 6.2-7%/year to 6.5 - 6.8 - 7 - 7.1 - 7.2 - 7.3 %/year, corresponding to the milestones of the deposit amount is 300 mil - 3 bil - 10 bil - 50 bil VND. Similarly, the 36-month term interest rate also increased by 0.3% points to 7-7.8%/year. Accordingly, the highest interest rate when depositing at VPBank's counters has increased to 7.8%/year, for customers depositing from VND 50 bil.
BID	30,000	2.74%	-4.91%	2,640,515	1,711,733	
CTG	20,700	3.76%	-4.17%	11,028,571	7,005,420	
TCB	25,800	-5.32%	-14.71%	24,724,788	26,685,747	
VPB	15,350	0.00%	-9.71%	21,536,850	21,639,217	
MBB	17,250	1.77%	-7.75%	24,244,230	17,793,424	
HDB	16,900	-3.15%	-8.15%	4,527,813	5,353,470	
TPB	20,800	-6.94%	-12.79%	3,372,944	4,003,546	
STB	17,000	1.49%	-11.46%	60,924,536	42,956,016	
VIB	19,950	-0.25%	-5.67%	2,955,638	2,634,678	
ACB	18,700	0.27%	-13.43%	10,221,280	9,196,344	
NVL	76,400	-3.29%	-6.83%	3,440,977	3,254,913	KDH: As planned, starting from this October 2022, the investor Khang Dien will carry out the procedures for handing over the houses of The Classia project to customers.
KDH	25,900	3.60%	-0.77%	7,389,556	3,307,237	
PDR	50,100	1.21%	-1.76%	2,186,141	2,555,769	
GAS	106,000	3.92%	-0.93%	980,128	689,206	POW: PV Power has just announced the production and business situation in September 2022 with a total revenue of 1,823 bil VND, equivalent to 134% of the set monthly plan.
POW	11,000	3.29%	-4.35%	22,389,011	17,377,238	
PLX	33,500	5.35%	3.55%	3,409,037	2,230,208	
VIC	60,200	0.00%	8.47%	1,836,329	1,932,140	VHM: Vinhomes is about to officially launch the Vinhomes Ocean Park 3 - The Crown project with a 1,200 ha marine urban population east of the capital with many attractive preferential policies.
VHM	53,900	0.19%	6.94%	3,862,367	3,243,489	
VRE	25,400	-2.31%	-2.68%	2,814,978	2,649,108	
VNM	70,500	1.00%	-0.70%	3,432,194	2,491,892	VNM: Platinum Victory Pte Ltd has just announced to register to buy nearly 20.9 mil VNM shares by put through/matching method on the stock exchange from October 13 to November 11, 2022.
MSN	80,500	-1.23%	-14.36%	1,927,220	1,740,434	
SAB	184,500	-1.34%	1.26%	335,833	320,754	FPT: On October 3, Norges Bank and Samsung Vietnam Securities Master Investment Trust (Equity) - two member funds managed by Dragon Capital have just sold 500,000 and 200,000 FPT shares, respectively. After the transaction, Dragon Capital fund group only holds 54.64 mil FPT shares, equivalent to 4.9807%. With an ownership rate of less than 5%, Dragon Capital group is no longer a major shareholder in FPT.
BVH	50,000	3.73%	0.40%	2,882,468	1,876,651	
VJC	110,000	-4.35%	0.00%	701,288	775,382	
FPT	74,000	0.00%	-3.90%	3,262,992	2,627,760	
MWG	57,100	5.74%	-4.19%	8,337,583	5,749,418	
GVR	16,900	1.81%	-13.11%	4,145,799	3,071,138	
SSI	17,400	3.57%	-5.69%	33,843,056	27,501,732	
HPG	18,350	4.26%	-7.09%	48,091,148	33,517,756	

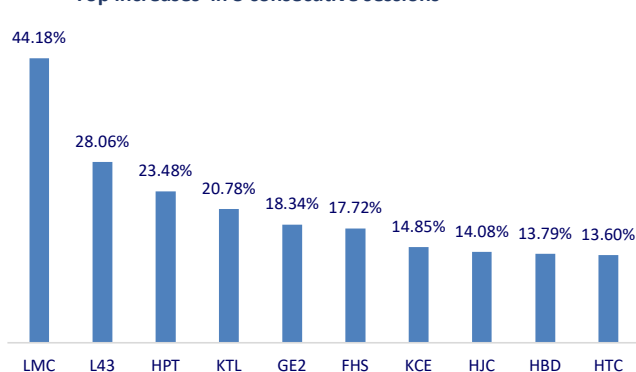
Top most traded tickers (Volume - in million)



Foreign net flow 10 nearest sessions (Billion VND)



Top increases in 3 consecutive sessions



Top decreases in 3 consecutive sessions

