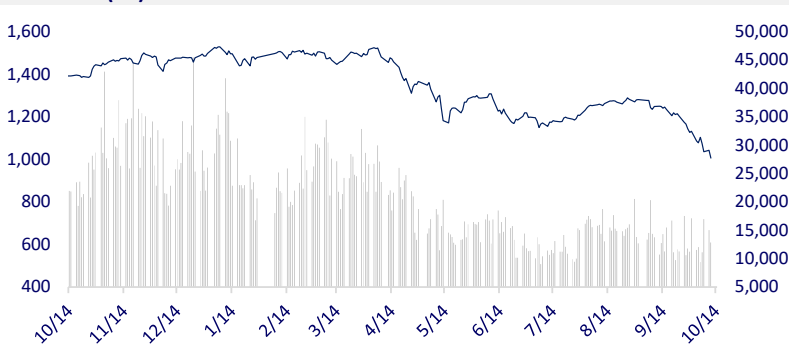


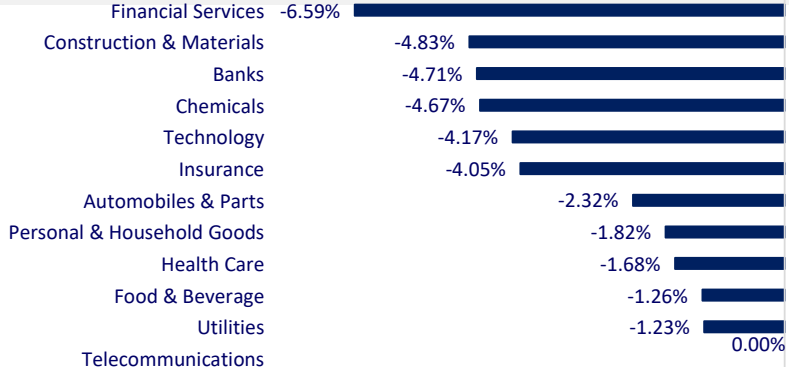
VIETNAM STOCK MARKET		1D	YTD
VN-INDEX	1,006.20	-3.48%	-32.84%
VN30	1,001.68	-3.59%	-34.77%
HNX	218.78	-4.82%	-53.84%
UPCOM	77.95	-2.73%	-30.82%
Net Foreign buy (B)	161.39		
Total trading value (B)	14,573.23	-11.53%	-53.10%

Foreign investors net bought 250 billion dong on HoSE, ending the chain of 12 net selling sessions at UPCoM. Foreign investors were active again today when they bought 94.6 million shares, worth 2,384.5 billion dong, while selling 88.3 million shares, worth 2,114 billion dong. The total net selling volume was at 6.3 million shares, equivalent to a net selling value of VND 271 billion.

INTRADAY VNINDEX 10/11/2022

VNINDEX (1Y)

ETF & DERIVATIVES 1D YTD

E1VFN30	16,860	-4.20%	-34.73%
FUEMAV30	11,720	-4.72%	-35.21%
FUESSV30	12,390	-30.43%	-34.79%
FUESSV50	16,960	-0.29%	-25.94%
FUESSVFL	12,090	-7.00%	-46.22%
FUEVFVND	21,350	-6.36%	-23.89%
FUEVN100	12,800	-3.76%	-40.41%
VN30F2303	983.90	-4.10%	
VN30F2212	984.00	-4.65%	
VN30F2211	984.60	-4.64%	
VN30F2210	989.00	-4.21%	

CHANGE IN PRICE BY SECTOR

GLOBAL MARKET 1D YTD

Nikkei	26,401.25	-1.04%	-8.30%
Shanghai	2,979.79	0.19%	-18.13%
Kospi	2,192.07	-1.83%	-26.38%
Hang Seng	16,832.36	-2.23%	-28.06%
STI (Singapore)	3,105.00	-0.08%	-0.60%
SET (Thái Lan)	1,562.68	-0.50%	-5.73%
Crude oil (\$/barrel)	88.94	-2.38%	16.26%
Gold (\$/ounce)	1,670.50	-0.55%	-8.25%

Asian stocks mixed ahead of US jobs report. In Japan, the Nikkei 225 index fell 1.04% to 26,401.25 points. The Kospi (South Korea) index fell 1.83%. Hong Kong's Hang Seng Index fell 2.23% to 16,832.36 points. Only the Shanghai index rose 0.19% to 2,979.79 points

VIETNAM ECONOMY 1D (bps) YTD (bps)

Vnibor	7.47%	-39	666
Deposit interest 12M	5.60%	0	0
5 year-Gov. Bond	4.76%	2	375
10 year-Gov. Bond	4.88%	3	288
USD/VND	23,451	0.08%	2.23%
EUR/VND	23,944	0.03%	-9.54%
CNY/VND	3,405	-0.06%	-6.92%

The first trading session of the week (October 10) recorded a large liquidity injection of the State Bank (SBV) on the channel of pledging valuable papers (OMO). Specifically, the operator has successfully bid for nearly 21,680 billion VND. In which, the entire amount of money pumped out to buy instruments with expiry times is 14 and 28 days instead of 7 days as in previous sessions.

EVENT CALENDER

Ticker	Ex-right Date	Last register Date	Exercise Date	Type	Rate	Value
ABS	10/11/2022	10/12/2022	10/26/2022	Cash		500
GVR	10/12/2022	10/13/2022	10/27/2022	Cash		410
ICT	10/13/2022	10/14/2022	10/26/2022	Cash		350
SHP	10/13/2022	10/14/2022	10/26/2022	Cash		1,000
TCT	10/14/2022	10/17/2022	11/10/2022	Cash		500
VSA	10/14/2022	10/17/2022	10/21/2022	Cash		2,500
HTV	10/14/2022	10/17/2022	11/10/2022	Cash		800
ACG	10/14/2022	10/17/2022	11/4/2022	Cash		1,100

SELECTED NEWS

State Bank amends regulations on foreign exchange market intervention

Banks borrowed nearly 21,700 billion VND from the State Bank in the first session of the week

Labor market recovered, average income in 9 months increased by 12.4%

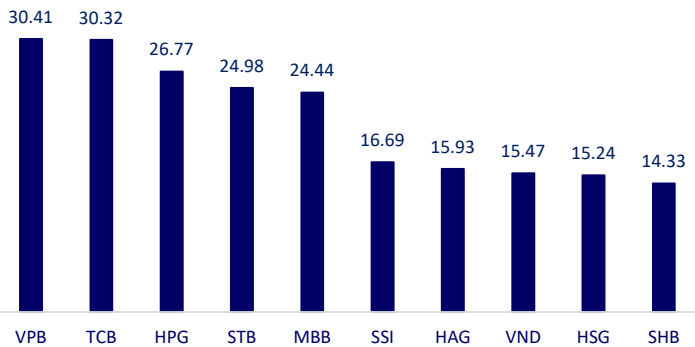
Europe's banks face new risks

European reserves are 90% full, gas prices fall by 8.7%

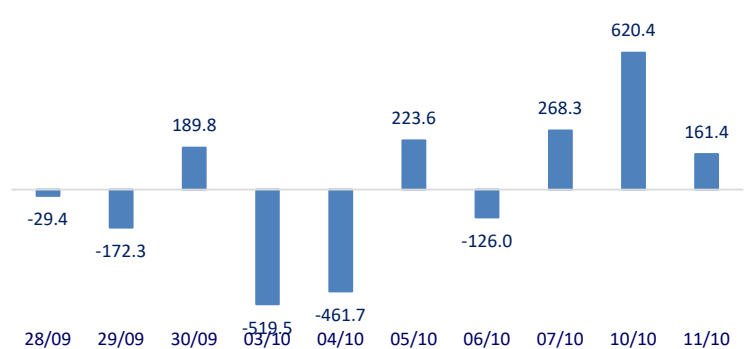
Emergency lending capacity of WB and IMF is being increased as the crisis deepens

	Close	1D	5D	Buying vol.	Selling vol.	Content
VCB	62,000	-4.76%	-13.04%	1,755,862	1,800,839	VIB: At the end of 9 months of 2022, VIB achieved total revenue of over VND 13,300 billion, up 29% over the same period. Non-interest income reached more than VND 2,400 billion, contributing 17% to total operating income. Operating expenses were well controlled, about VND 4,600 billion, with an increase of 12%, much lower than the increase in revenue. As a result, the Bank's cost/revenue ratio (CIR) dropped to 35%, making cost management the industry's leading group. Provision expense is estimated at more than 900 billion VND. Pre-tax profit in the third quarter reached VND 2,780 billion. By the end of the first 9 months, VIB's pre-tax profit reached VND 7,800 billion, up 46% over the same period last year.
BID	28,500	-5.00%	-8.06%	1,639,327	1,608,046	
CTG	19,800	-4.35%	-4.58%	8,881,894	8,872,546	
TCB	24,000	-6.98%	-20.79%	23,758,039	28,630,168	
VPB	15,350	0.00%	-8.63%	23,485,147	26,691,464	
MBB	16,050	-6.96%	-14.63%	22,585,330	28,048,636	
HDB	16,200	-4.14%	-12.43%	5,624,859	5,782,039	
TPB	19,350	-6.97%	-18.70%	11,339,432	12,821,345	
STB	15,850	-6.76%	-15.47%	34,291,673	34,896,292	
VIB	19,350	-3.01%	-8.94%	3,280,103	4,396,674	
ACB	17,500	-6.42%	-16.67%	8,779,965	8,816,334	
NVL	75,000	-1.83%	-8.54%	4,913,071	5,699,747	NVL: Considering the shareholder structure of Novaland, there are currently only 3 major shareholders, Novagroup (37.02%), Diamond Properties JSC (10.42%), and Ms. Cao Thi Ngoc Suong (5.4%).
KDH	24,400	-5.79%	-6.69%	3,567,903	3,626,047	
PDR	48,800	-2.59%	-4.50%	1,743,578	2,787,099	
GAS	106,100	0.09%	0.09%	919,845	1,091,250	POW: The electricity output of PV Power's power plants in September totaled 1,006 million kWh, exceeding 21% of the October plan.
POW	10,250	-6.82%	-11.64%	18,085,317	22,109,517	
PLX	33,000	-1.49%	3.13%	2,835,113	2,799,177	
VIC	60,000	-0.33%	5.26%	3,141,290	3,346,186	VHM: VMI Real Estate Investment and Management Company plans to invest in a certain number of existing or future real estate projects of Vinhomes.
VHM	51,800	-3.90%	2.37%	5,401,915	6,314,823	
VRE	23,650	-6.89%	-11.42%	3,607,247	3,470,811	
VNM	70,200	-0.43%	-0.99%	2,824,140	3,290,375	VNM and MSN were both among the top net buyers of foreign investors in today's session with a value of 52.4 billion dong and 26.6 billion dong, respectively.
MSN	79,800	-0.87%	-11.82%	3,026,728	2,942,959	
SAB	183,500	-0.54%	-2.39%	256,550	243,761	
BVH	47,000	-6.00%	-2.49%	1,762,622	1,903,409	HPG: announced in September production of 540,000 tons of crude steel. Sales volume of steel products reached 555,000 tons, down 11.6% month on month. In which, hot rolled coil (HRC) reached 228,000 tons, down 2% from the previous month and up 29% over the same period. Construction steel recorded 318,000 tons, down 17.6% month-on-month and down 3% over the same period.
VJC	107,000	-2.73%	-5.23%	753,539	911,990	
FPT	71,000	-4.05%	-8.39%	2,592,299	2,482,761	
MWG	55,400	-2.98%	-9.18%	3,766,971	3,665,689	
GVR	15,750	-6.80%	-13.70%	2,775,634	3,757,221	
SSI	16,200	-6.90%	-8.99%	24,906,034	26,858,902	
HPG	17,500	-4.63%	-7.16%	42,966,077	40,459,632	

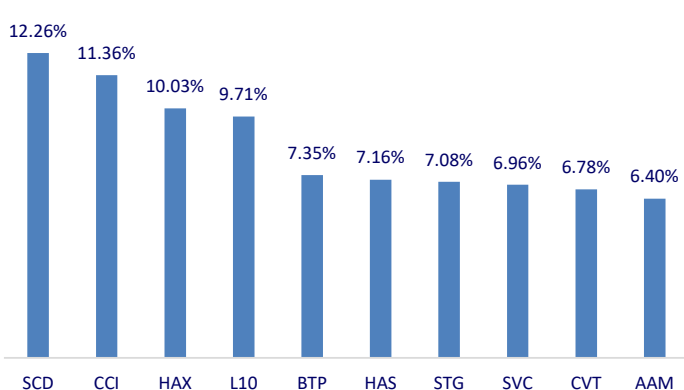
Top most traded tickers (Volume - in million)



Foreign net flow 10 nearest sessions (Billion VND)



Top increases in 3 consecutive sessions



Top decreases in 3 consecutive sessions

