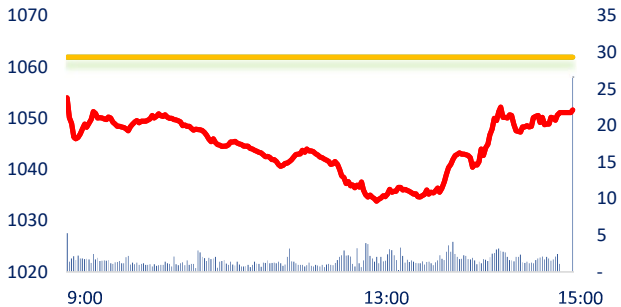
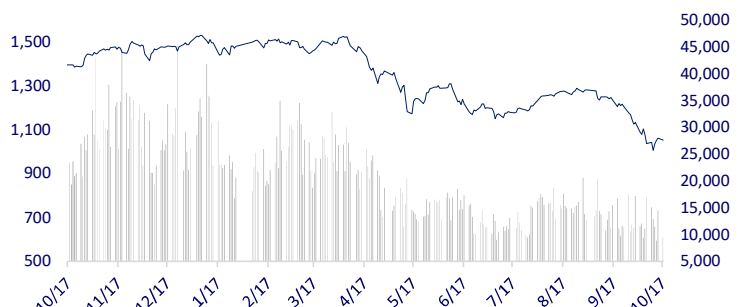
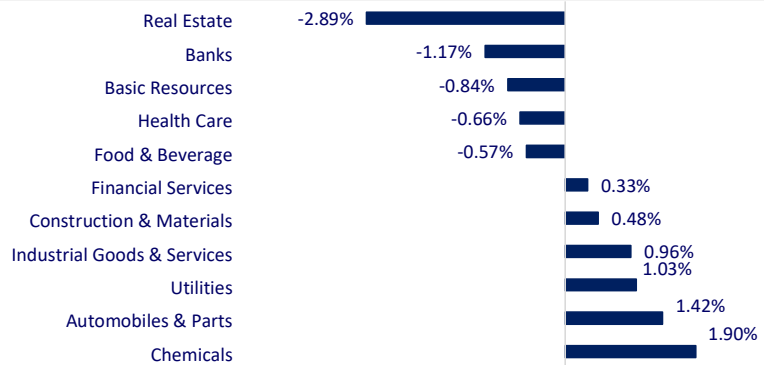


VIETNAM STOCK MARKET	1D	YTD
VN-INDEX	1,051.58 -0.97%	-29.81%
VN30	1,047.20 -1.34%	-31.81%
HNX	226.46 -0.63%	-52.22%
UPCOM	80.01 -0.19%	-28.99%
Net Foreign buy (B)	289.45	
Total trading value (B)	10,875.69 -32.47%	-65.00%

VN-Index opened with a deep drop in the first session of the week and remained in red throughout the session. In the afternoon session, the index retreated and narrowed its drop but the stocks recovered unevenly, red codes still accounted for the majority. Market liquidity is low and cash flow has not spread in today's session.

INTRADAY VNINDEX 10/17/2022

VNINDEX (1Y)

ETF & DERIVATIVES 1D YTD

E1VFN30	17,750 -1.39%	-31.28%
FUEMAV30	12,330 -2.53%	-31.84%
FUESSV30	12,930 -2.12%	-31.95%
FUESSV50	16,000 0.00%	-30.13%
FUESSVFL	13,200 -1.42%	-41.28%
FUEVFNVD	22,630 -0.31%	-19.32%
FUEVN100	13,450 -0.37%	-37.38%
VN30F2303	1,032.10 -1.23%	
VN30F2212	1,038.00 -0.80%	
VN30F2211	1,034.00 -0.96%	
VN30F2210	1,050.00 0.19%	

CHANGE IN PRICE BY SECTOR

GLOBAL MARKET 1D YTD

Nikkei	26,775.79 0.23%	-7.00%
Shanghai	3,084.94 1.02%	-15.24%
Kospi	2,219.71 0.56%	-25.45%
Hang Seng	16,612.90 0.84%	-29.00%
STI (Singapore)	3,015.75 -0.78%	-3.46%
SET (Thái Lan)	1,571.40 0.68%	-5.20%
Crude oil (\$/barrel)	85.05 -0.23%	11.18%
Gold (\$/ounce)	1,663.10 0.34%	-8.66%

Asian stocks opened the first session of the week not so smoothly, but recovered evenly at the end of the session on October 17. Japan's Nikkei 225 index increased by 0.23% to 26,775.79 points. In South Korea, the Kospi index increased by 0.56% to 2,219.71 points. The Hang Seng Index increased by 0.84% to 16,612.9 points. The strong decline of the markets at the opening was reduced significantly thanks to the buying of bargain stocks by investors.

VIETNAM ECONOMY 1D (bps) YTD (bps)

Vnibor	5.48%	0	467
Deposit interest 12M	6.60%	0	100
5 year-Gov. Bond	4.71%	-6	370
10 year-Gov. Bond	4.68%	-20	268
USD/VND	24,478 0.88%	6.70%	
EUR/VND	24,469 0.94%	-7.55%	
CNY/VND	3,449 0.58%	-5.71%	

On October 17, the State Bank issued Decision No. 1747 regulating the spot exchange rate between VND and foreign currencies of authorized credit institutions. Accordingly, the spot exchange rate between VND and USD was adjusted from $\pm 3\%$ to $\pm 5\%$. The SBV will continue to closely monitor market developments, coordinate monetary policy tools, and be ready to sell foreign currency interventions to stabilize the market.

EVENT CALENDAR

Ticker	Ex-right Date	Last register Date	Exercise Date	Type	Rate	Value
CMP	10/17/2022	10/18/2022	10/28/2022	Cash		32
NVL	10/17/2022	10/18/2022		Stock	1:0.2475	
DXS	10/17/2022	10/18/2022		Stock	100:10	
CKG	10/19/2022	10/20/2022		Stock	100:10	
MPC	10/20/2022	10/21/2022		Stock	1:1	
MPC	10/20/2022	10/21/2022	12/23/2022	Cash		2,300
VNL	10/21/2022	10/24/2022	11/4/2022	Cash		700
SHA	10/21/2022	10/24/2022	11/10/2022	Cash		500

SELECTED NEWS

The State Bank raised the exchange rate band to 5%

VSIP received the decision to approve the investment policy of an industrial park in Can Tho

Proposing to increase credit room for petroleum importers

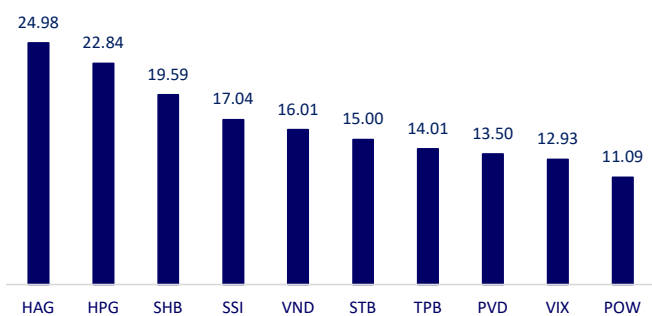
British Pound grows strongly as new Finance Minister is about to announce new fiscal policy

Many Asian countries are on the verge of default

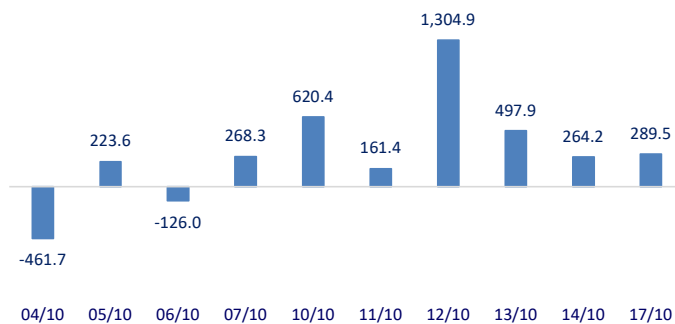
Nearly half of EU members increased their imports of Russian goods in June

	Close	1D	5D	Buying vol.	Selling vol.	Content
VCB	66,300	-2.64%	1.84%	1,955,755	1,924,403	HDBank and HD SAISON are committed to deploying a package of VND 10,000 billion for workers in industrial parks and factories across the country with an interest rate reduced by 50% compared to the interest rate for ordinary customers, serving the demand for consumer loans, loans for living needs and credit cards. The program is implemented under the direction of the Prime Minister and the Deputy Governor of the State Bank of Vietnam with preferential interest rates for workers, repelling black credit, supporting the economy to boost production and develop.
BID	32,700	-0.91%	9.00%	2,059,426	1,866,535	
CTG	22,550	-0.66%	8.94%	8,241,410	7,700,615	
TCB	25,100	-2.33%	-2.71%	11,976,195	10,573,305	
VPB	15,950	-1.24%	3.91%	13,781,865	13,140,300	
MBB	17,500	-1.69%	1.45%	17,855,566	16,021,523	
HDB	16,500	-2.94%	-2.37%	3,240,833	2,791,573	
TPB	20,600	0.00%	-0.96%	6,482,575	5,592,434	
STB	18,150	2.83%	6.76%	36,142,538	20,003,407	
VIB	19,900	-1.49%	-0.25%	2,503,375	2,414,209	
ACB	20,950	0.48%	12.03%	6,509,311	6,450,861	The accumulated income tax revenue from real estate transfer, inheritance and gift receipt of real estate in 8M/2022 reached more than VND 26,860 billion, up 96.4% over the same period in 2021.
NVL	75,000	-1.32%	-1.83%	2,113,564	3,138,123	
KDH	25,600	-3.40%	-1.16%	2,828,815	3,245,097	
PDR	49,600	1.33%	-1.00%	2,278,925	2,438,023	PLX: Although petroleum retail increased by 26% over the same period, the 9-month petroleum profit of PLX Group was estimated at 780 billion dong.
GAS	111,500	1.55%	5.19%	646,143	892,682	
POW	11,150	3.24%	1.36%	23,188,115	17,888,027	
PLX	32,900	-2.37%	-1.79%	1,808,243	1,757,290	On October 13, VinFast and Infineon Technologies AG - announced the expansion of cooperation in the field of Electrochemical Mobility, establishing VinFast - Infineon PTPT (VICC).
VIC	56,000	-6.20%	-6.98%	1,259,764	1,450,313	
VHM	49,500	-4.62%	-8.16%	4,063,169	5,033,629	
VRE	24,900	-1.19%	-1.97%	2,292,165	1,663,343	VNM: VNM shares ranked first in the list of top 10 stocks that were net bought by foreign investors on October 17 with a net buying value of more than 75 billion dong.
VNM	74,100	0.14%	5.11%	2,885,794	3,261,981	
MSN	79,000	0.00%	-1.86%	2,207,537	2,263,343	
SAB	185,100	-1.75%	0.33%	122,034	181,244	FPT: FPT Japan has just signed a non-dominant investment agreement, becoming a strategic shareholder of LTS, Inc. – Top 20 digital transformation consulting and service companies in Japan. The strategic investment will help FPT and LTS, Inc. expanding opportunities in the field of technology consulting and services, with the goal of achieving contracts worth tens of million of dollars in Japan as well as international markets.
BVH	50,700	0.00%	1.40%	1,303,135	1,061,516	
VIC	109,000	0.00%	-0.91%	394,271	408,901	
FPT	73,800	-0.27%	-0.27%	1,855,281	1,346,036	
MWG	58,900	-1.67%	3.15%	4,870,373	5,053,842	
GVR	16,600	0.91%	0.85%	2,786,333	2,063,557	
SSI	18,000	0.56%	3.45%	24,729,467	23,177,514	
HPG	19,250	-1.03%	4.90%	31,861,076	27,173,046	

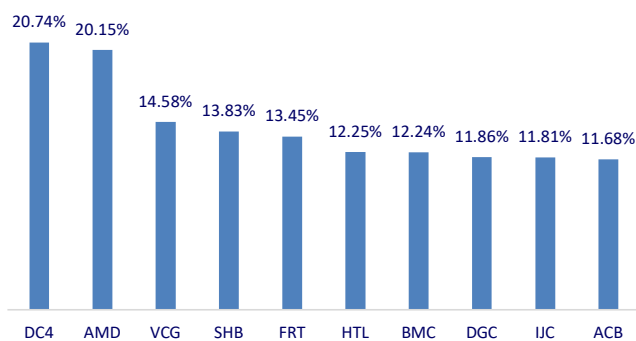
Top most traded tickers (Volume - in million)



Foreign net flow 10 nearest sessions (Billion VND)



Top increases in 3 consecutive sessions



Top decreases in 3 consecutive sessions

