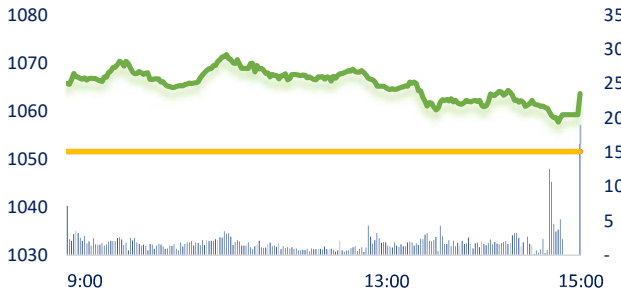
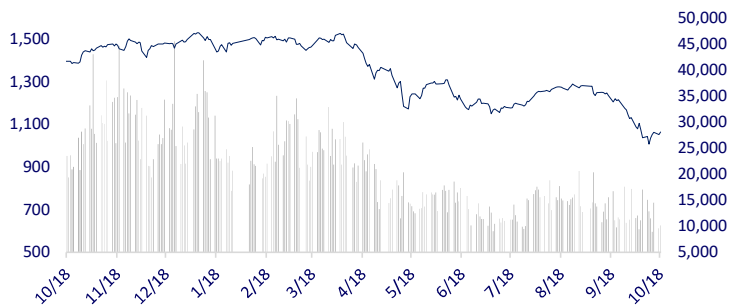
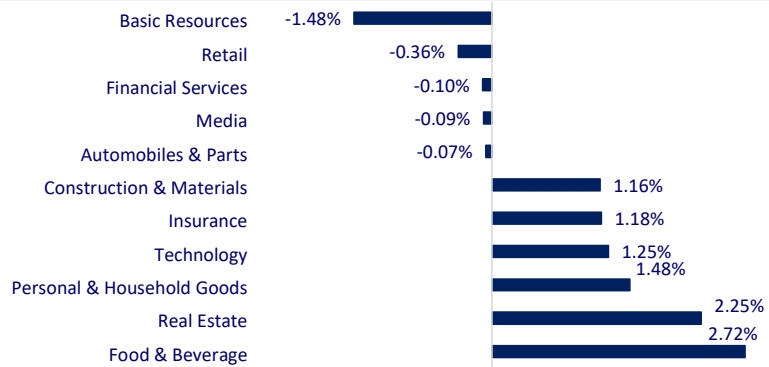


| VIETNAM STOCK MARKET | | 1D | YTD |
|-------------------------|-----------|-------|---------|
| VN-INDEX | 1,063.66 | 1.15% | -29.01% |
| VN30 | 1,059.06 | 1.13% | -31.04% |
| HNX | 229.12 | 1.17% | -51.66% |
| UPCOM | 80.32 | 0.39% | -28.72% |
| Net Foreign buy (B) | 14.30 | | |
| Total trading value (B) | 11,911.18 | 9.52% | -61.67% |

Profit-taking pressure appeared on October 18, VN-Index remained stable thanks to large stocks. Two minutes before entering the ATC session, VN-Index only increased by more than 6 points compared to the morning peak of over 20 points and many stocks narrowed their gain. At the end of the session, VN-Index recovered and gained more than 12 points.

INTRADAY VNINDEX 10/18/2022

VNINDEX (1Y)


| ETF & DERIVATIVES | | 1D | YTD |
|-------------------|----------|--------|---------|
| E1VFN30 | 17,950 | 1.13% | -30.51% |
| FUEMAV30 | 12,430 | 0.81% | -31.29% |
| FUESSV30 | 13,180 | 1.93% | -30.63% |
| FUESSV50 | 15,950 | -0.31% | -30.35% |
| FUESSVFL | 13,310 | 0.83% | -40.79% |
| FUEVFN30 | 22,800 | 0.75% | -18.72% |
| FUEVN100 | 13,600 | 1.12% | -36.69% |
| VN30F2303 | 1,048.00 | 1.54% | |
| VN30F2212 | 1,045.80 | 0.75% | |
| VN30F2211 | 1,045.00 | 1.06% | |
| VN30F2210 | 1,057.90 | 0.75% | |

CHANGE IN PRICE BY SECTOR


| GLOBAL MARKET | | 1D | YTD |
|-----------------------|-----------|--------|---------|
| Nikkei | 27,156.14 | 0.89% | -5.68% |
| Shanghai | 3,080.96 | -0.27% | -15.35% |
| Kospi | 2,249.95 | 0.83% | -24.44% |
| Hang Seng | 16,914.58 | 0.83% | -27.71% |
| STI (Singapore) | 3,025.88 | 0.34% | -3.13% |
| SET (Thái Lan) | 1,591.64 | 1.29% | -3.98% |
| Crude oil (\$/barrel) | 84.09 | -1.00% | 9.92% |
| Gold (\$/ounce) | 1,655.90 | -0.03% | -9.06% |

Asian stocks had quite a positive session on October 18. Japan's Nikkei 225 index increased by 0.89% to 27,156.14 points. The Kospi index increased by 0.83% to 2,249.95 points. The Hang Seng Index increased by 0.83% to 16,914.58 points.

| VIETNAM ECONOMY | | 1D (bps) | YTD (bps) |
|----------------------|--------|----------|-----------|
| Vnibor | 4.92% | -56 | 411 |
| Deposit interest 12M | 6.60% | 0 | 100 |
| 5 year-Gov. Bond | 4.79% | 8 | 378 |
| 10 year-Gov. Bond | 4.88% | 20 | 288 |
| USD/VND | 24,580 | 0.39% | 7.15% |
| EUR/VND | 24,803 | 0.51% | -6.29% |
| CNY/VND | 3,465 | 0.35% | -5.28% |

More than 9,000 Korean companies have entered Vietnam and cooperated in various fields such as manufacturing, energy, culture, education and tourism. Records from the Ministry of Planning and Investment show that Korea's cumulative registered FDI into Vietnam in the period from 1988 to September 2022 reached more than USD80.5 billion with over 9,400 projects in effect.

EVENT CALENDAR

| Ticker | Ex-right Date | Last register Date | Exercise Date | Type | Rate | Value |
|--------|---------------|--------------------|---------------|-------|--------|-------|
| CKG | 10/19/2022 | 10/20/2022 | | Stock | 100:10 | |
| MPC | 10/20/2022 | 10/21/2022 | | Stock | 1:1 | |
| MPC | 10/20/2022 | 10/21/2022 | 12/23/2022 | Cash | | 2,300 |
| VNL | 10/21/2022 | 10/24/2022 | 11/4/2022 | Cash | | 700 |
| SHA | 10/21/2022 | 10/24/2022 | 11/10/2022 | Cash | | 500 |
| BKG | 10/24/2022 | 10/25/2022 | | Stock | 100:5 | |
| ICC | 10/24/2022 | 10/25/2022 | 11/11/2022 | Cash | | 5,340 |
| SCR | 10/25/2022 | 10/26/2022 | | Stock | 100:8 | |

SELECTED NEWS

Vietnam is the 'center' of the wave of Korean investment in Southeast Asia

Long Thanh airport project: Re-bid for 5 bidding packages in mid-November-2022

Proposing to allocate more than 7,000 billion dong of foreign capital for Hanoi - Hai Phong expressway

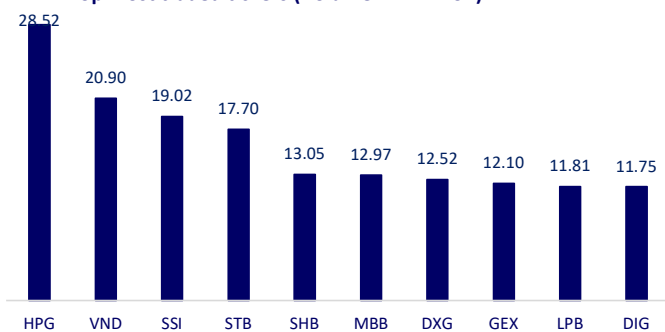
China stops selling liquefied natural gas (LNG) to Europe

After 2 years of heating, global ocean freight rates are falling rapidly

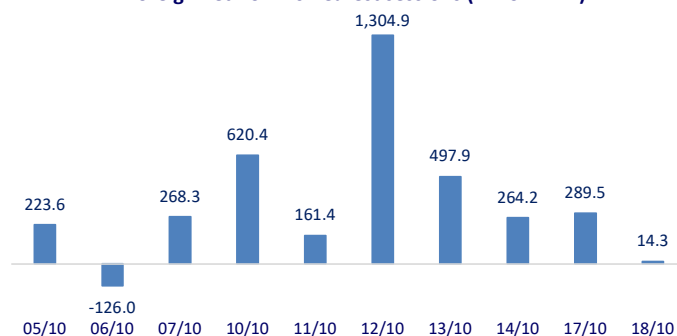
Bloomberg predicts with 100% certainty that the US economy will be in a recession

| | Close | 1D | 5D | Buying vol. | Selling vol. | Content |
|-----|---------|--------|--------|-------------|--------------|--------------------------------------------------------------------------------------------------------------------------------------------------------------------------------------------------------------------------------------------------------------------------------------------------------------------------------------------------------------------------------------------------------------------------------------------------------------------------------------------------------------------------------|
| VCB | 67,700 | 2.11% | 9.19% | 1,913,632 | 1,880,806 | Many banks continued to make large profits in the third quarter of 2022. Preliminary results of the first 9 months of commercial banks show positive numbers such as TPBank's pre-tax profit of 5,926 billion dong, up nearly 35% over the same period last year; SHB's profit reached 9,035 billion dong, increased by 79%; SeABank's profit reached 4,016 billion dong, increased by 58.7%. In which, the non-performing loan ratio of SeABank was very low, only 1.59%; All other business indicators achieved high growth. |
| BID | 32,800 | 0.31% | 15.09% | 1,596,215 | 2,170,360 | |
| CTG | 23,000 | 2.00% | 16.16% | 7,677,577 | 8,056,704 | |
| TCB | 25,300 | 0.80% | 5.42% | 8,130,666 | 9,463,109 | |
| VPB | 15,950 | 0.00% | 3.91% | 12,341,396 | 14,516,745 | |
| MBB | 17,550 | 0.29% | 9.35% | 19,821,316 | 18,534,554 | |
| HDB | 16,800 | 1.82% | 3.70% | 2,124,858 | 2,588,651 | |
| TPB | 20,600 | 0.00% | 6.46% | 3,660,663 | 5,043,569 | |
| STB | 17,700 | -2.48% | 11.67% | 28,950,137 | 28,436,329 | |
| VIB | 19,950 | 0.25% | 3.10% | 2,420,210 | 3,483,903 | |
| ACB | 21,400 | 2.15% | 22.29% | 4,566,446 | 4,974,107 | Dong Nai promotes the construction progress of 8 industrial zones with a total area of more than 8,200 ha that are facing problems in investment procedures, treatment of rubber land, forest land,... |
| NVL | 75,100 | 0.13% | 0.13% | 3,291,565 | 3,310,401 | |
| KDH | 26,300 | 2.73% | 7.79% | 2,577,431 | 2,813,680 | |
| PDR | 49,700 | 0.20% | 1.84% | 2,368,358 | 2,553,903 | |
| GAS | 111,000 | -0.45% | 4.62% | 614,390 | 1,151,698 | |
| POW | 11,100 | -0.45% | 8.29% | 13,230,110 | 15,169,192 | |
| PLX | 33,250 | 1.06% | 0.76% | 1,406,436 | 1,807,450 | |
| VIC | 58,400 | 4.29% | -2.67% | 1,227,122 | 1,137,468 | |
| VHM | 50,500 | 2.02% | -2.51% | 4,183,904 | 4,022,682 | |
| VRE | 25,800 | 3.61% | 9.09% | 1,419,358 | 1,742,145 | |
| VNM | 76,500 | 3.24% | 8.97% | 4,556,693 | 5,626,700 | VNM: The General Department of Taxation recently announced the list of 10 largest corporate income tax payers in 2021. VNM and GAS are two representatives in this list. |
| MSN | 82,000 | 3.80% | 2.76% | 2,914,421 | 2,583,966 | |
| SAB | 189,800 | 2.54% | 3.43% | 254,675 | 295,836 | VIC: The Ministry of Transport issued the Consolidated Document No. 53 on the management of domestic air transportation service prices and specialized aviation service prices, including: take-off and landing services; departure and arrival flight control services; support services to ensure flight operations; passenger service; aviation security assurance services; flight control services over the flight information area managed by Vietnam. |
| BVH | 50,900 | 0.39% | 8.30% | 1,231,334 | 1,665,832 | |
| VJC | 109,100 | 0.09% | 1.96% | 465,719 | 442,159 | |
| FPT | 74,900 | 1.49% | 5.49% | 1,735,164 | 1,702,265 | |
| MWG | 59,000 | 0.17% | 6.50% | 3,286,863 | 4,965,869 | |
| GVR | 16,800 | 1.20% | 9.51% | 2,706,341 | 2,902,565 | |
| SSI | 17,800 | -1.11% | 9.88% | 28,420,883 | 40,224,022 | |
| HPG | 18,850 | -2.08% | 7.71% | 42,957,962 | 43,893,235 | |

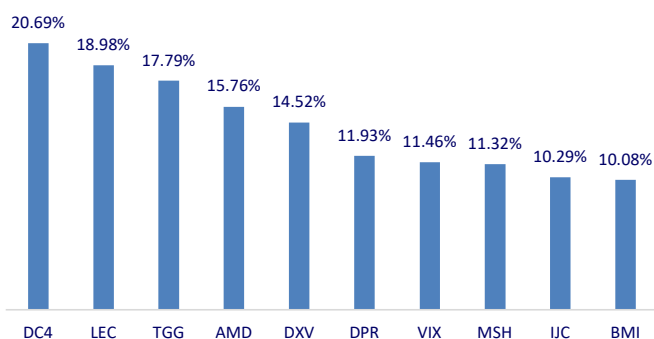
Top most traded tickers (Volume - in million)



Foreign net flow 10 nearest sessions (Billion VND)



Top most increases in 3 sessions



Top most decreases in 3 sessions

