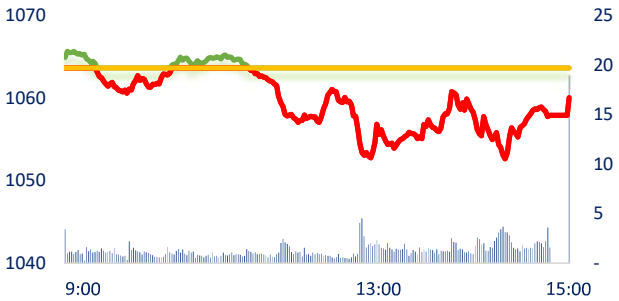
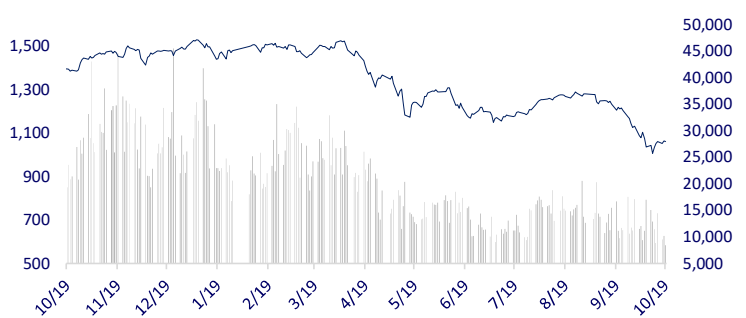
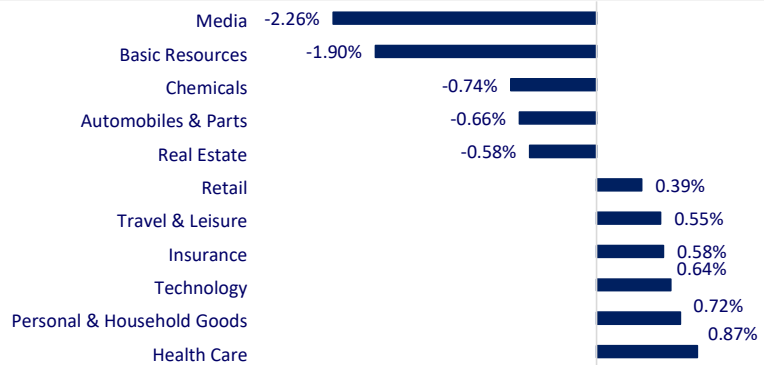


VIETNAM STOCK MARKET		1D	YTD
VN-INDEX	1,060.07	-0.34%	-29.25%
VN30	1,053.65	-0.51%	-31.39%
HNX	227.90	-0.53%	-51.92%
UPCOM	80.67	0.44%	-28.41%
Net Foreign buy (B)	-65.27		
Total trading value (B)	9,516.89	-20.10%	-69.37%

The trading session on October 19, HOSE liquidity recorded the lowest value in nearly 2 years, the market was not too volatile. At the end of the session, VN-Index escaped from a deep decline thanks to the support of large-cap stocks with representatives of BVH, FPT, CTG, VIB, and VCB.

INTRADAY VNINDEX 10/19/2022

VNINDEX (1Y)

ETF & DERIVATIVES 1D YTD

E1VFN30	18,010	0.33%	-30.27%
FUEMAV30	12,400	-0.24%	-31.45%
FUESSV30	12,950	-1.75%	-31.84%
FUESSV50	15,730	-1.38%	-31.31%
FUESSVFL	13,300	-0.08%	-40.84%
FUEVFNND	22,870	0.31%	-18.47%
FUEVN100	13,300	-2.21%	-38.08%
VN30F2303	1,042.00	-0.57%	
VN30F2212	1,041.70	-0.39%	
VN30F2211	1,038.10	-0.66%	
VN30F2210	1,053.00	-0.46%	

CHANGE IN PRICE BY SECTOR

GLOBAL MARKET 1D YTD

Nikkei	27,257.38	-0.39%	-5.33%
Shanghai	3,044.38	-1.18%	-16.36%
Kospi	2,237.44	-1.25%	-24.86%
Hang Seng	16,511.28	-2.31%	-29.43%
STI (Singapore)	3,022.80	-0.10%	-3.23%
SET (Thái Lan)	1,588.72	-0.10%	-4.16%
Crude WTI oil (\$/barrel)	82.78	-0.49%	8.21%
Gold (\$/ounce)	1,637.45	-1.22%	-10.07%

Red color covered most of Asian stock markets in the session of October 19. Japan's Nikkei 225 index fell 0.39% to 27,257.38 points. The Kospi index dropped 1.25% to 2,237.44 points. The Hang Seng Index had a rather negative session with a decrease of 2.31% to 16,511.28 points.

VIETNAM ECONOMY 1D (bps) YTD (bps)

Vnibor	4.10%	-82	329
Deposit interest 12M	6.60%	0	100
5 year-Gov. Bond	4.77%	-2	376
10 year-Gov. Bond	4.81%	-7	281
USD/VND	24,670	0.28%	7.54%
EUR/VND	24,357	-1.92%	-7.98%
CNY/VND	3,454	-0.35%	-5.58%

The total volume of capital financing of the Government in 2022 is required to reach about VND 619,492 billion. In which, loans for government budget are VND 600,046 billion (reaching 92.8% of the estimate approved by the National Assembly); ODA loans, foreign preferential loans for on-lending to enterprises, public non-business units, and local governments is estimated at VND 19,446 billion (reaching 72.8% of the plan approved by the Prime Minister).

EVENT CALENDAR

Ticker	Ex-right Date	Last register Date	Exercise Date	Type	Rate	Value
MPC	10/20/2022	10/21/2022		Stock	1:1	
MPC	10/20/2022	10/21/2022	12/23/2022	Cash		2,300
VNL	10/21/2022	10/24/2022	11/4/2022	Cash		700
SHA	10/21/2022	10/24/2022	11/10/2022	Cash		500
BKG	10/24/2022	10/25/2022		Stock	100:5	
ICC	10/24/2022	10/25/2022	11/11/2022	Cash		5,340
SCR	10/25/2022	10/26/2022		Stock	100:8	
NBP	10/25/2022	10/26/2022	11/8/2022	Cash		1,500

SELECTED NEWS

Government debt exceeds 43% of GDP: In 2022, the Government will spend 320 trillion to pay debt

HSBC: Vietnam is likely to lead the ASEAN region in infrastructure development investment

The Ministry of Industry and Trade continues to propose to do more than 2,360 MW of solar power

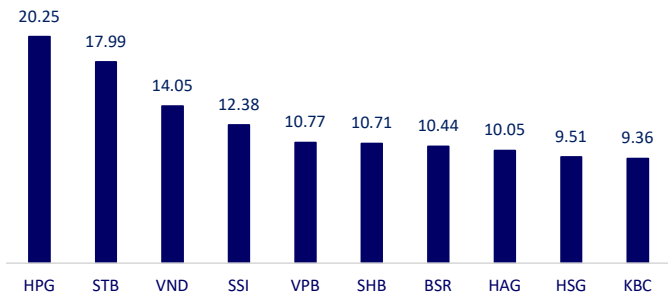
India allows export of more than 397,000 tons of broken rice

OPEC forecasts global energy demand to grow 23% by 2045

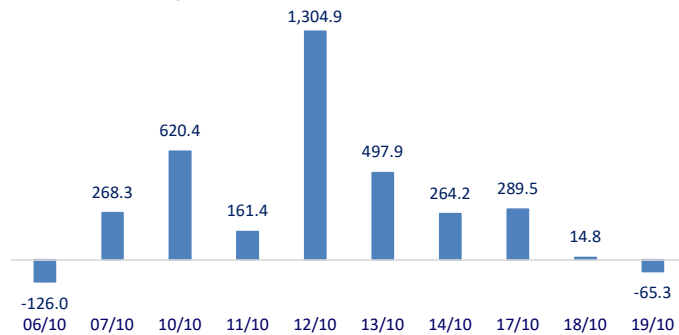
Europe: Many fashion businesses are "miserable" because of the energy crisis

	Close	1D	5D	Buying vol.	Selling vol.	Content
VCB	67,900	0.30%	6.09%	951,386	1,126,965	Banking stocks in the session of October 19 were under great selling pressure, 23/27 tickers declined at worst time. At the end of session, banking group narrowed the drop, shares of state-owned banks helped support the index. In general, banking stocks contributed 0.18 points to VN-Index. This contribution was mainly due to the growth of the trio of state-owned banks including CTG (0.9%), BID (0.6%) and VCB (0.3%). Banking stocks on HNX and UPCOM market also contributed to the gain such as NAB (4.3%), VBB (3.2%), KLB (2.6%), SGB (2.5%), NVB (1.8%).
BID	33,000	0.61%	8.37%	1,343,953	1,792,481	
CTG	23,200	0.87%	9.69%	6,663,489	8,486,686	
TCB	25,200	-0.40%	1.61%	8,301,697	8,219,618	
VPB	15,950	0.00%	-0.31%	14,694,589	16,063,434	
MBB	17,500	-0.28%	2.04%	12,969,573	12,588,676	
HDB	16,700	-0.60%	-0.60%	1,953,882	2,114,463	
TPB	20,550	-0.24%	0.24%	2,693,333	3,110,194	
STB	17,300	-2.26%	2.06%	44,770,573	27,798,531	
VIB	20,400	2.26%	4.08%	2,390,702	2,900,192	
ACB	21,100	-1.40%	12.83%	2,187,601	3,790,623	
NVL	75,000	-0.13%	-1.32%	1,418,398	1,936,517	Savills: 78% of the supply of villas/townhouses in HCMC is priced at over VND 18 bil. In Q4/2022, new supply is expected to be concentrated in Thu Duc (41%), Binh Chanh (23%), Binh Tan (10%).
KDH	25,850	-1.71%	-0.96%	1,449,775	1,746,936	
PDR	49,500	-0.40%	1.75%	2,021,742	2,306,721	
GAS	109,100	-1.71%	1.96%	866,142	1,125,268	PLX: Vietnam National Petroleum Group approved the plan to transfer 100% of ownership in Dong Nai Fuel and Building Materials Joint Stock Company (BMF).
POW	11,000	-0.90%	3.77%	14,384,307	15,856,286	
PLX	33,250	0.00%	-1.92%	1,359,171	1,714,617	
VIC	58,500	0.17%	-2.50%	1,514,351	1,583,570	VIC: VIC - TCB joint venture confirmed that the maximum total capital that can be arranged to participate in the Gia Nghia - Chon Thanh (Binh Phuoc) expressway project is VND 16,000 bil.
VHM	50,000	-0.99%	-4.76%	2,416,749	2,800,515	
VRE	25,200	-2.33%	4.13%	1,166,063	1,632,368	
VNM	76,600	0.13%	6.98%	1,962,657	2,679,052	Foreign investors net bought VNM in the session 19/10, the volume of VNM net bought reached more than 604 thousand shares with a net buying value of 46.23 bil dong.
MSN	80,000	-2.44%	-1.36%	1,984,838	2,375,275	
SAB	190,900	0.58%	4.03%	181,637	196,572	
BVH	51,200	0.59%	5.46%	1,269,385	1,265,110	FPT: FPT Corporation has just announced business results for the first 9 months of 2022, continuing to achieve a growth rate of over 20%, exceeding the plan set out at the beginning of the year. Accordingly, the total revenue of FPT in 9 months was 30,975 bil dong, up 24% compared to the same period in 2021. 9 months' profit after tax reached 4,856 bil dong, up 28% over the same period in 2021.
VIC	109,100	0.00%	0.37%	255,732	342,563	
FPT	75,500	0.80%	4.28%	1,800,705	2,148,762	
MWG	59,000	0.00%	2.61%	2,595,551	3,225,282	
GVR	16,550	-1.49%	3.76%	2,449,942	2,350,674	
SSI	17,650	-0.84%	2.32%	26,328,348	25,596,085	
HPG	18,400	-2.39%	-1.60%	41,004,478	31,076,026	

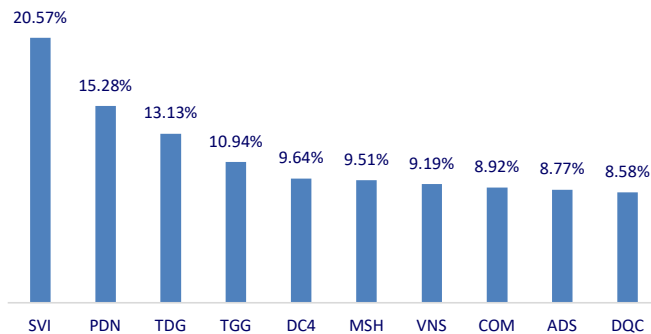
Top most traded tickers (Volume - in million)



Foreign net flow 10 nearest sessions (Billion VND)



Top most increases in 3 sessions



Top most decreases in 3 sessions

