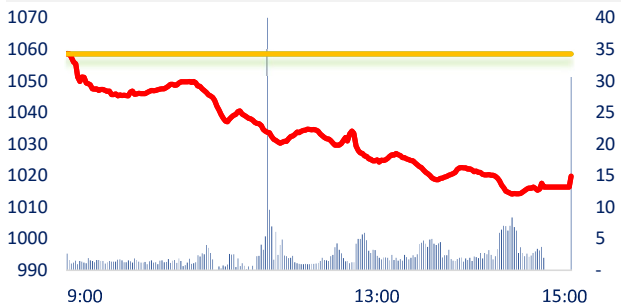
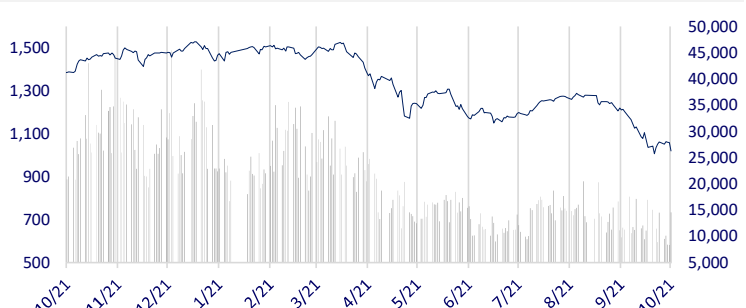
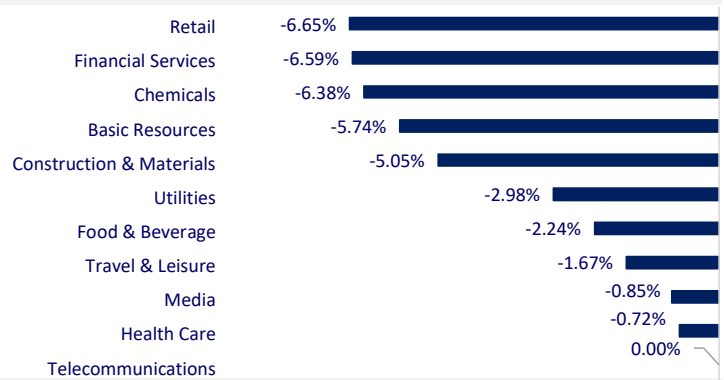


VIETNAM STOCK MARKET	1D	YTD
VN-INDEX	1,019.82 -3.65%	-31.93%
VN30	1,010.57 -4.05%	-34.20%
HNX	217.41 -3.75%	-54.13%
UPCOM	78.57 -2.74%	-30.27%
Net Foreign buy (B)	-416.74	
Total trading value (B)	16,641.32 77.89%	-46.44%

On October 21: Market capitalization "lost" 8 billion USD, there were 256 stocks with maximum reduction in amplitude. At the end of the session, the VN-Index dropped 38.63 points (equivalent to 3.65%) to 1,019.82 points. Since Q1/2022, Vietnam's stocks entered the top of the world's strongest decline with a decrease of more than 33%.

**INTRADAY VNINDEX 10/21/2022**

**VNINDEX (1Y)**

**ETF & DERIVATIVES 1D YTD**

E1VFN30	17,090 -4.63%	-33.84%
FUEMAV30	11,900 -4.65%	-34.22%
FUESSV30	12,410 -4.46%	-34.68%
FUESSV50	15,330 -1.35%	-33.06%
FUESSVFL	12,400 -6.63%	-44.84%
FUEVFNVD	21,700 -6.02%	-22.64%
FUEVN100	12,840 -4.11%	-40.22%
VN30F2303	1,000.90 -7.00%	
VN30F2212	980.00 -4.91%	
VN30F2211	979.00 -5.86%	
VN30F2210	985.00 -5.03%	

**CHANGE IN PRICE BY SECTOR**

**GLOBAL MARKET 1D YTD**

Nikkei	26,890.58 -0.12%	-6.60%
Shanghai	3,038.93 0.13%	-16.51%
Kospi	2,213.12 0.12%	-25.68%
Hang Seng	16,211.12 -0.42%	-30.71%
STI (Singapore)	2,969.95 -1.60%	-4.92%
SET (Thái Lan)	1,591.32 -0.09%	-4.00%
Brent crude oil (\$/barrel)	92.78 0.30%	21.28%
Gold (\$/ounce)	1,629.50 -0.13%	-10.51%

In the context of Japan's inflation to an 8-year high, the Nikkei 225 index fell 0.12% to 26,890.58 points. The Hang Seng Index dropped 0.42% to 16,211.12 points. Conversely, South Korea's Kospi index increased by 0.12% to 2,213.12 points.

**VIETNAM ECONOMY 1D (bps) YTD (bps)**

Vnibor	4.01%	-9	320
Deposit interest 12M	6.60%	0	100
5 year-Gov. Bond	4.74%	1	373
10 year-Gov. Bond	4.71%	-7	271
USD/VND	24,872 0.70%		8.42%
EUR/VND	24,679 -0.21%		-6.76%
CNY/VND	3,499 1.16%		-4.35%

In just a short time of opening, Vietnam's tourism has recovered strongly with a total revenue of over VND 394,000 billion. In particular, the number of domestic tourists in only 9 months has exceeded the whole year of 2019 - the time when the epidemic had not occurred. In 9M/2022, revenue from accommodation and food services was estimated at more than VND 430,000 billion, up nearly 55% over the same period last year. Tourism revenue also increased by nearly 300%, estimated at 18,200 billion VND.

**EVENT CALENDAR**

Ticker	Ex-right Date	Last register Date	Exercise Date	Type	Rate	Value
VNL	10/21/2022	10/24/2022	11/4/2022	Cash		700
SHA	10/21/2022	10/24/2022	11/10/2022	Cash		500
BKG	10/24/2022	10/25/2022		Stock	100:5	
ICC	10/24/2022	10/25/2022	11/11/2022	Cash		5,340
SCR	10/25/2022	10/26/2022		Stock	100:8	
NBP	10/25/2022	10/26/2022	11/8/2022	Cash		1,500
BMP	10/26/2022	10/27/2022	12/1/2022	Cash		3,100
TMX	10/26/2022	10/27/2022	11/15/2022	Cash		600

**SELECTED NEWS**

Vietnam earned 16.5 billion USD from tourism in the first nine months of 2022

WB: Vietnam's economy registers strong growth in Q3/2022

State budget revenues of this year is expected to exceed 14.3% of the estimate, revenue from crude oil exceeds 141%.

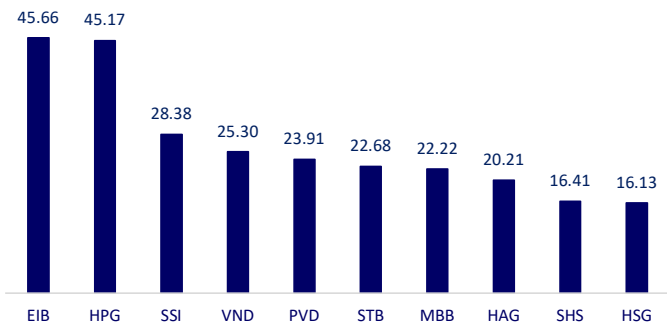
US eyes expanding China Tech ban to quantum computing and AI

Japan logged a record trade deficit in the first half of fiscal 2022

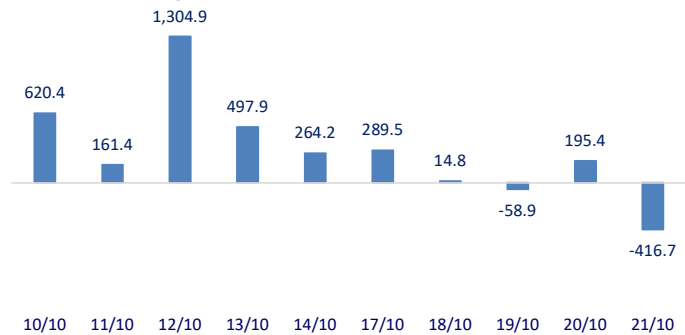
EU summit: EU agrees 'roadmap' to contain energy prices

	Close	1D	5D	Buying vol.	Selling vol.	Content	
VCB	68,000	-1.73%	-0.15%	1,856,428	2,226,915	TCB: Techcombank announced the business results Q3/2022 with pre-tax profit of VND 20,800 billion, up 21.8% over the same period. Techcombank's CASA ratio reached 46.5%, maintaining the leading position in the industry. In the end of September, Techcombank's total assets reached VND 671,400 billion, an increase of 23.9% over the same period in 2021. Core business all grew positively, interest income and income from service activities (excluding fees from investment banking services) in the first 9 months of 2022 grew strongly, making the main contribution to raising total operating income to VND 31,500 billion, up 16.9% over the same period last year.	
BID	32,600	-1.66%	-1.21%	2,331,368	3,002,952		
CTG	21,650	-6.88%	-4.63%	9,768,916	10,298,594		
TCB	22,900	-6.91%	-10.89%	14,125,922	16,032,080		
VPB	15,550	-2.51%	-3.72%	21,576,327	28,392,787		
MBB	16,100	-6.12%	-9.55%	22,657,230	29,069,143		
HDB	16,500	-1.79%	-2.94%	3,825,847	3,803,352		
TPB	20,100	-2.43%	-2.43%	3,965,893	4,278,829		
STB	15,950	-7.00%	-9.63%	36,206,946	34,465,467		
VIB	19,200	-3.76%	-4.95%	3,596,361	3,985,527		
ACB	20,400	-4.45%	-2.16%	6,664,299	5,976,318	PDR: Transferring part of a subsidiary, Phat Dat Real Estate Development JSC recorded a net profit of the third quarter increased by 18% over the same period.	
NVL	75,000	-0.13%	-1.32%	2,292,692	2,333,547		
KDH	23,850	-6.47%	-10.00%	3,918,753	4,618,716		
PDR	48,700	-0.61%	-0.51%	1,483,708	1,745,976		
GAS	107,200	-3.34%	-2.37%	778,162	1,199,676		In the afternoon of October 21, the price of gasoline E5 RON 92 increased by 200 VND/liter, RON 95 increased by 340 VND/liter.
POW	10,300	-5.07%	-4.63%	31,483,214	21,716,333		
PLX	31,500	-5.97%	-6.53%	2,608,042	2,752,143		SAB: In Q3/2022, Sabeco recorded revenue of VND 8,635.08 billion, up 101.6% over the same period and profit after tax of VND 1,394.6 billion, up 195.5% over the same period of 2021.
VIC	56,800	-3.07%	-4.86%	1,846,617	2,368,246		
VHM	47,950	-4.10%	-7.61%	6,256,827	7,868,034		
VRE	24,000	-4.38%	-4.76%	1,453,245	1,352,573		
VNM	77,000	-0.65%	4.05%	3,250,419	4,761,541		
MSN	74,800	-6.73%	-5.32%	2,193,425	2,693,312		
SAB	193,000	0.89%	2.44%	257,503	257,080		
BVH	48,050	-5.78%	-5.23%	1,559,201	1,572,365		
VJC	108,900	0.00%	-0.09%	369,601	353,151		
FPT	73,900	-5.01%	-0.14%	2,977,454	3,029,762		
MWG	54,400	-6.85%	-9.18%	5,717,810	6,768,804	SSI: Q3/2022, most of the business segments of the parent company SSI were lower than the same period in the same period. Operating revenue decreased by 25% over the same period, to 1,286 billion dong. Revenue from lending reached 406.1 billion dong, down 6%. Brokerage revenue fell by nearly 50% to 339.4 billion dong. Revenue from underwriting fell 57% to 2 billion and revenue from investment activities also decreased by 89% to 3.2 billion dong.	
GVR	15,100	-6.79%	-8.21%	2,792,197	3,769,431		
SSI	16,200	-6.90%	-9.50%	41,645,301	45,287,754		
HPG	16,900	-6.63%	-13.11%	66,510,246	64,253,880		

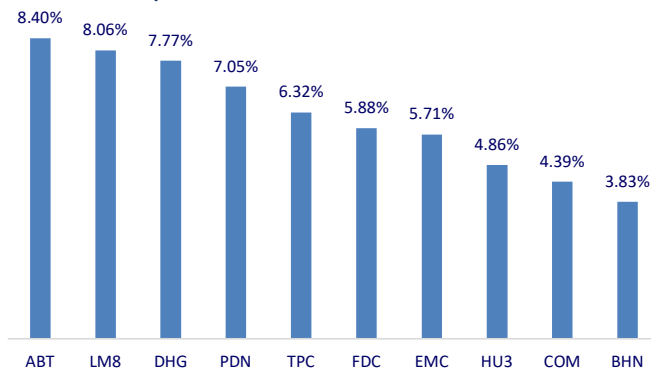
**Top most traded tickers (Volume - in million)**



**Foreign net flow 10 nearest sessions (Billion VND)**



**Top most increases in 3 sessions**



**Top most decreases in 3 sessions**

