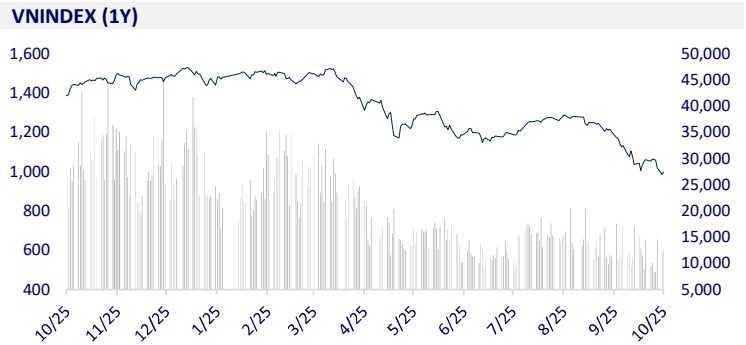
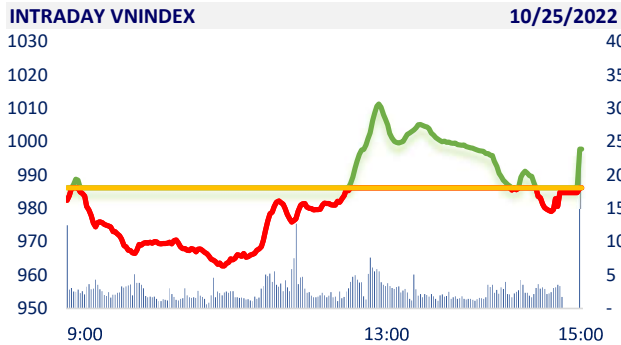
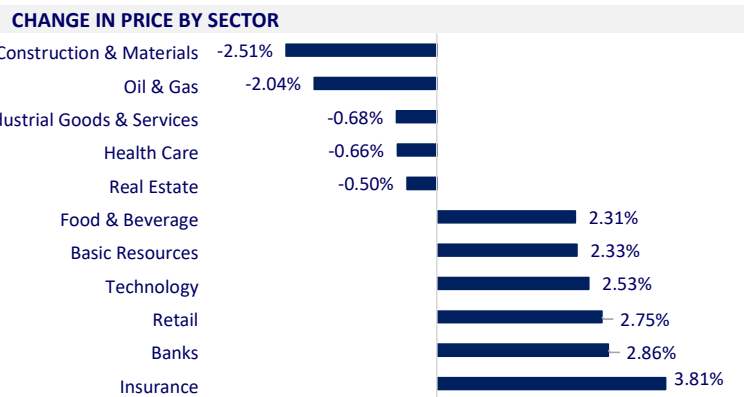


VIETNAM STOCK MARKET	1D		YTD
VN-INDEX	997.70	1.17%	-33.41%
VN30	991.52	1.81%	-35.44%
HNX	208.02	-0.71%	-56.11%
UPCOM	76.25	-0.26%	-32.33%
Net Foreign buy (B)	-73.73		
Total trading value (B)	14,098.15	2.86%	-54.63%

Foreign investors quickly returned to the trend of net selling in the volatile session on October 25. Foreign investors were the strongest net buyers of MSN shares with a net buying value of VND51.07 bil, while mostly net selling of VND shares with a total value of VND124.84 bil.



ETF & DERIVATIVES	1D		YTD
E1VFN30	16,610	0.67%	-35.69%
FUEMAV30	11,500	0.00%	-36.43%
FUESSV30	12,010	3.45%	-36.79%
FUESSV50	14,900	3.19%	-34.93%
FUESSVFL	11,900	1.71%	-47.06%
FUEVFN30	21,440	2.78%	-23.57%
FUEVN100	12,550	1.37%	-41.57%
VN30F2303	952.90	1.86%	
VN30F2212	946.10	0.60%	
VN30F2211	955.00	1.64%	
VN30F2210	961.00	2.02%	



GLOBAL MARKET	1D		YTD
Nikkei	27,250.28	1.02%	-5.35%
Shanghai	2,976.28	-0.04%	-18.23%
Kospi	2,235.07	-0.05%	-24.94%
Hang Seng	15,165.59	-0.10%	-35.18%
STI (Singapore)	2,984.15	0.48%	-4.47%
SET (Thái Lan)	1,600.66	0.59%	-3.44%
Crude oil (\$/barrel)	90.05	-1.69%	17.71%
Gold (\$/ounce)	1,642.80	-0.96%	-9.78%

At the end of the session, Asian markets were mixed. Nikkei 225 (Japan) increased 0.11% to 27,250.28 points. On the contrary, markets such as Shanghai Composite (China), Kospi (Korea), Hang Seng (Hong Kong) all dropped.

VIETNAM ECONOMY	1D (bps)		YTD (bps)
Vnibor	5.46%	82	465
Deposit interest 12M	6.60%	0	100
5 year-Gov. Bond	4.78%	3	377
10 year-Gov. Bond	4.79%	-1	279
USD/VND	24,888	0.01%	8.49%
EUR/VND	25,249	-0.28%	-4.61%
CNY/VND	3,470	-0.66%	-5.14%

Before raising the operating interest rate, the SBV applied a tight monetary policy when there were 5 consecutive sessions of net withdrawal of liquidity (October 18 - October 24), with more than VND135,500 bil from the banking system. Specifically, this agency has newly issued nearly VND132,300 bil bills with 7-day tenor, and at the same time net withdrawn more than VND1,600 bil through OMO maturity channel.

EVENT CALENDER

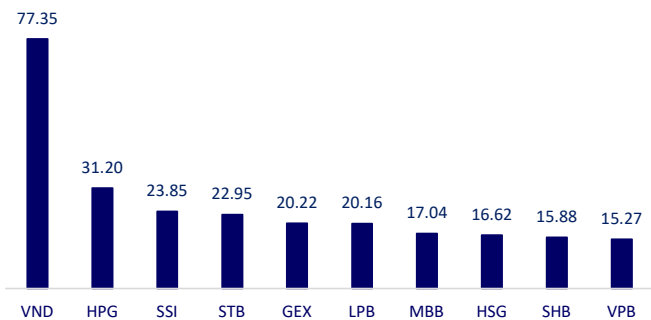
Ticker	Ex-right Date	Last register Date	Exercise Date	Type	Rate	Value
SCR	10/25/2022	10/26/2022		Stock	100:8	
NBP	10/25/2022	10/26/2022	11/8/2022	Cash		1,500
AVC	10/26/2022	10/27/2022	11/7/2022	Cash		3,000
BMP	10/26/2022	10/27/2022	12/1/2022	Cash		3,100
HTN	10/27/2022	10/28/2022	11/25/2022	Cash		1,200
PCT	10/27/2022	10/28/2022		Stock	100:20	
SAM	10/27/2022	10/28/2022		Stock	100:4	
VEA	10/28/2022	10/31/2022	11/30/2022	Cash		4,494

SELECTED NEWS

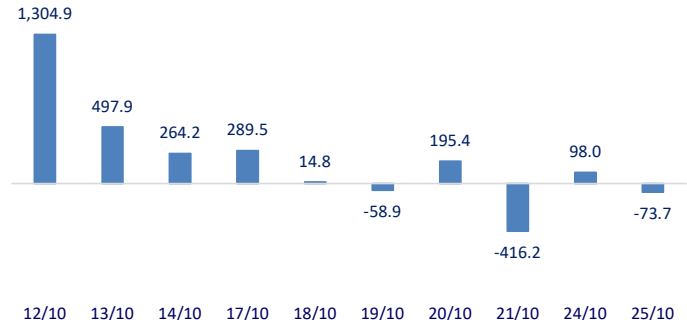
Vietnam has been gradually attractive to Gulf investors;
 Binh Dinh focuses on attracting investment from the European market;
 International newspaper: VinFast's car models will definitely "cause storms" in Europe;
 Chinese technology stocks sold off in the US, with stock decreases 34% of price;
 Nightmare for US chip companies after China semiconductor ban;
 Prices in Japan skyrocketed, people went to 3-4 stores just to buy cheap cup noodles.

	Close	1D	5D	Buying vol.	Selling vol.	Content
VCB	69,900	2.79%	3.25%	2,320,288	2,146,558	Bank stocks on October 25 had a spectacular reversal. This morning's trading session, this group of industries was in the red with many stocks that dropped deeply and then suddenly recovered from 11am. The strong rally continued in the early afternoon when many banking stocks hit the ceiling like CTG, BID, MBB, ACB, STB, etc.
BID	31,300	3.13%	-4.57%	3,337,889	2,137,410	
CTG	22,450	6.90%	-2.39%	14,807,329	10,994,249	
TCB	21,300	0.00%	-15.81%	19,616,179	15,103,439	
VPB	15,450	0.32%	-3.13%	21,311,066	32,253,293	
MBB	16,400	5.13%	-6.55%	27,981,970	21,320,562	
HDB	16,000	0.31%	-4.76%	2,564,360	3,338,495	
TPB	20,150	0.00%	-2.18%	5,556,332	6,299,221	
STB	14,900	0.34%	-15.82%	44,847,344	37,652,076	
VIB	19,250	2.12%	-3.51%	3,122,074	3,686,594	
ACB	20,400	4.62%	-4.67%	8,634,863	7,391,276	
NVL	75,000	0.81%	-0.13%	2,532,957	2,386,699	NVL: On October 24, Novaland officially denied the rumors of the past days related to the projects of this enterprise.
KDH	21,000	-5.41%	-20.15%	4,193,340	5,511,484	
PDR	46,700	-0.64%	-6.04%	1,705,277	1,672,388	
GAS	107,200	0.00%	-3.42%	636,342	714,378	PLX: Vietnam National Petroleum Group has just approved the plan to pay dividends in 2021 in cash at the rate of 12% (1 share receives 1,200 VND).
POW	9,970	0.91%	-10.18%	20,983,409	19,015,294	
PLX	28,000	-4.44%	-15.79%	3,266,799	3,218,610	
VIC	56,100	-0.71%	-3.94%	2,042,324	2,291,316	VHM: On October 24, Vinhomes has just announced a plan to cooperate with VMI - a company owned by Mr. Pham Nhat Vuong, a member of the BOD of Vinhomes holding 90% of the shares.
VHM	44,600	0.00%	-11.68%	8,656,512	10,599,916	
VRE	23,000	2.91%	-10.85%	2,636,981	3,103,236	
VNM	76,000	2.70%	-0.65%	2,797,803	2,753,447	SAB: The owner of the Saigon Beer brand made a profit of more than 4,400 bil VND in 9 months, which means an average profit of more than 16 bil VND per day.
MSN	75,000	3.02%	-8.54%	2,790,996	2,735,018	
SAB	187,800	3.76%	-1.05%	404,118	389,458	
BVH	50,000	4.38%	-1.77%	2,195,787	1,963,789	FPT: FPT Telecom, a subsidiary of FPT, has just announced its consolidated financial statements for the third quarter of 2022 with net revenue of nearly VND 3,731 bil, profit after tax of VND 579 bil, up 20% and 23.7% over the same period last year, respectively. Gross profit margin reached 48.5%, up 3% compared to the third quarter of 2021.
VJC	108,000	0.93%	-1.01%	256,154	292,763	
FPT	73,200	2.95%	-2.27%	3,638,866	2,565,969	
MWG	52,000	2.77%	-11.86%	7,629,001	7,718,652	
GVR	13,300	-5.34%	-20.83%	5,143,877	4,336,367	
SSI	15,050	-0.33%	-15.45%	40,765,942	37,991,017	
HPG	17,100	4.27%	-9.28%	58,237,901	48,568,614	

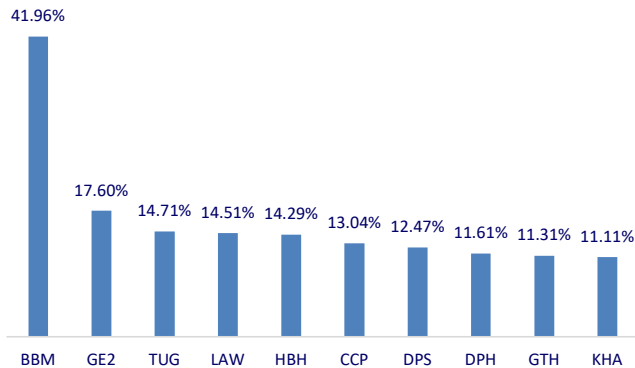
Top most traded tickers (Volume - in million)



Foreign net flow 10 nearest sessions (Billion VND)



Top increases in 3 consecutive sessions



Top decreases in 3 consecutive sessions

