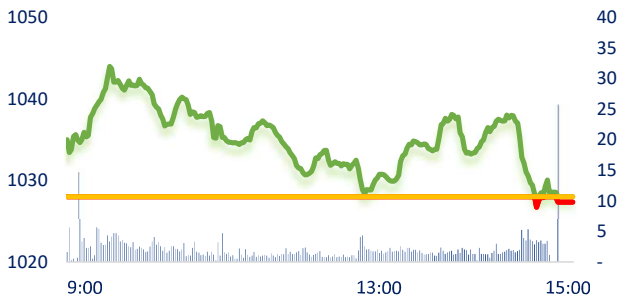
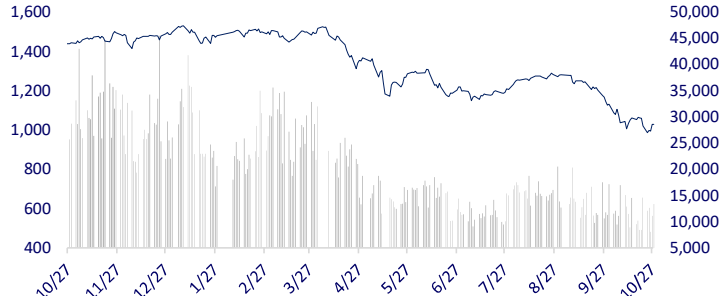
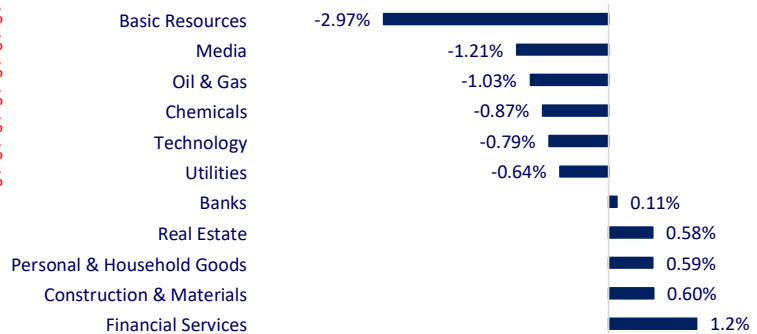


VIETNAM STOCK MARKET		1D	YTD
VN-INDEX	1,027.36	-0.06%	-31.43%
VN30	1,029.49	0.10%	-32.96%
HNX	213.73	0.05%	-54.91%
UPCOM	76.09	-1.54%	-32.47%
Net Foreign buy (B)	-3,085.66		
Total trading value (B)	14,540.98	18.04%	-53.20%

At the end of the session, VN-Index decreased slightly by 0.65 points (0.06%) to 1,027.36 points; HNX-Index increased 0.11 points to 213.73 points, UpCOM-Index decreased 1.19 points to 76.09 points. On HoSE, foreign investors saw the strongest net selling of VND3,032 bil of EIB. In contrast, MSN and VNM were mostly bought with the value of VND76 bil and VND48 bil, respectively.

INTRADAY VNINDEX 10/28/2022

VNINDEX (1Y)


ETF & DERIVATIVES		1D	YTD
E1VFN30	17,500	0.92%	-32.25%
FUEMAV30	12,120	0.17%	-33.00%
FUESSV30	12,640	-0.16%	-33.47%
FUESSV50	15,150	1.34%	-33.84%
FUESSVFL	13,090	1.71%	-41.77%
FUEVFVND	22,520	0.67%	-19.71%
FUEVN100	13,110	0.61%	-38.97%
VN30F2303	1,009.90	-0.49%	
VN30F2212	1,008.90	-0.76%	
VN30F2211	1,013.00	-0.79%	
VN30F2210	1,016.00	-0.88%	

CHANGE IN PRICE BY SECTOR


GLOBAL MARKET		1D	YTD
Nikkei	27,105.20	-0.88%	-5.86%
Shanghai	2,915.93	-2.25%	-19.89%
Kospi	2,268.40	-0.89%	-23.82%
Hang Seng	14,863.06	-3.66%	-36.48%
STI (Singapore)	3,059.19	1.46%	-2.06%
SET (Thái Lan)	1,606.07	0.23%	-3.11%
Brent oil (\$/barrel)	94.41	-0.13%	23.41%
Gold (\$/ounce)	1,652.80	-0.80%	-9.23%

At the end of the session, Asian markets mostly dropped. In turn, Nikkei 225 (Japan), Shanghai Composite (China), Kospi (Korea) fell. In particular, Hang Seng (Hong Kong) plummeted 3.66% to 14,863.06 points.

VIETNAM ECONOMY		1D (bps)	YTD (bps)
Vnibor	4.50%	-157	369
Deposit interest 12M	7.40%	0	180
5 year-Gov. Bond	4.80%	0	379
10 year-Gov. Bond	4.78%	0	278
USD/VND	24,878	0.00%	8.45%
EUR/VND	25,447	-0.27%	-3.86%
CNY/VND	3,492	-0.43%	-4.54%

According to the Ministry of Finance, the estimated disbursement rate of public investment capital in the first 10 months of 2022 is 46% of the plan. Compared to the plan assigned by the Prime Minister, the disbursement rate reached over 51%, lower than the same period in 2021 (55.8%).

EVENT CALENDER

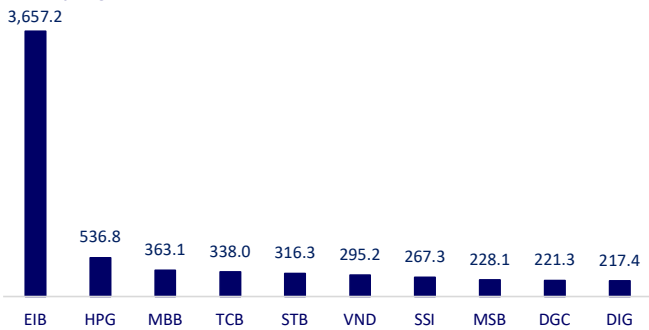
Ticker	Ex-right Date	Last register Date	Exercise Date	Type	Rate	Value
VEA	10/28/2022	10/31/2022	11/30/2022	Cash		4,494
PNJ	10/28/2022	10/31/2022	11/22/2022	Cash		800
CAV	10/31/2022	11/1/2022	11/16/2022	Cash		2,000
ANV	10/31/2022	11/1/2022	12/1/2022	Cash		1,000
PC1	11/1/2022	11/2/2022		Stock	100:15	
NVL	11/11/2022	10/14/2022		Stock	1:0.2475	
SZG	11/29/2022	11/30/2022	12/28/2022	Cash		500
NTC	11/29/2022	11/30/2022	12/26/2022	Cash		1,000

SELECTED NEWS

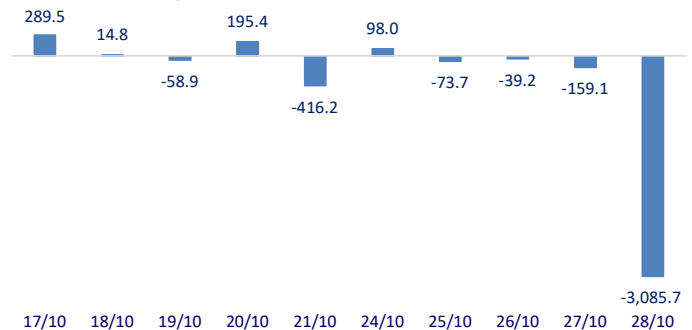
Ministry of Finance: The economy has a bad trend, based on budget revenue;
 The Ministry of Finance requires petroleum enterprises to report unusually high costs;
 Logistics enterprises strive to find warehouses;
 Consumer inflation in the Japanese capital is the highest in 33 years;
 China faces tough choices in currency defense as Yuan weakens;
 Elon Musk completes the acquisition of Twitter.

	Close	1D	5D	Buying vol.	Selling vol.	Content
VCB	71,600	-0.14%	5.29%	2,008,073	2,719,794	MBB: According to the recently released consolidated financial statements, MB's profit before tax is nearly VND18,192 billion after 9 months, up 53% over the same period, thanks to a 26% reduction in provision expenses for credit risks. In the first 9 months of the year, MB's main activities brought in VND26,394 billion in net interest income, up 39% over the same period. Meanwhile, most non-interest income decreased over the same period.
BID	33,800	-0.29%	3.68%	3,481,241	4,099,806	
CTG	24,050	0.42%	11.09%	15,314,264	16,967,126	
TCB	24,400	6.78%	6.55%	22,075,382	15,551,011	
VPB	16,350	-1.21%	5.14%	14,600,664	24,064,023	
MBB	17,650	0.86%	9.63%	27,139,889	26,892,517	
HDB	16,500	-0.60%	0.00%	2,531,987	3,019,305	
TPB	20,850	-0.71%	3.73%	4,956,776	4,514,686	
STB	16,150	0.62%	1.25%	37,829,589	44,189,582	
VIB	19,700	-1.01%	2.60%	3,313,457	5,516,007	
ACB	22,300	1.13%	9.31%	5,272,948	6,629,766	KDH: Khang Dien Group was honored to be named at the PropertyGuru Vietnam Property Awards 2022.
NVL	72,500	-1.89%	-3.33%	2,367,292	1,941,708	
KDH	23,000	0.00%	-3.56%	2,329,907	2,994,403	
PDR	44,600	-1.76%	-8.42%	1,196,120	1,300,500	POW: Mr. Ngo Van Chien, Branch Director of Ha Tinh Oil and Gas Power Company has just been appointed as Deputy General Director of PV Power.
GAS	109,000	-0.91%	1.68%	318,913	524,187	
POW	10,350	-0.48%	0.49%	14,678,723	16,299,084	
PLX	29,000	-0.34%	-7.94%	1,243,582	1,828,618	VRE: Vincom Retail JSC has just announced its financial statements for the third quarter of 2022 with total net revenue of VND2,005 billion, up 154.7% over the same period last year.
VIC	55,700	1.27%	-1.94%	2,211,964	2,053,302	
VHM	44,900	2.05%	-6.36%	9,499,078	4,914,570	
VRE	23,700	-0.21%	-1.25%	2,355,090	2,619,071	MSN: Masan Group Joint Stock Company has just announced business results for the first 9 months of 2022 with a net profit of VND3,120 billion, up 47% over the same period last year.
VNM	78,000	-0.64%	1.30%	2,395,764	3,256,256	
MSN	83,900	1.08%	12.17%	2,271,666	2,858,640	
SAB	186,100	-0.96%	-3.58%	146,423	142,469	HPG: Hoa Phat Group has just announced its financial statements for the third quarter of 2022. Accordingly, the revenue was VND34,441 billion, down 12% compared to the same period in 2021. PAT was negative VND1,786 billion, down 117% over the same period last year. In 9 months, Hoa Phat achieved VND116,559 billion in revenue and VND10,443 billion in PAT, reaching 76% and 39% of the year plan, respectively.
BVH	52,500	-0.94%	9.26%	1,540,618	1,909,332	
VJC	107,800	-0.19%	-1.01%	191,016	294,643	
FPT	75,000	-1.06%	1.49%	1,854,024	2,118,197	
MWG	53,200	-0.19%	-2.21%	3,361,562	3,898,626	
GVR	14,500	0.69%	-3.97%	3,345,116	3,118,787	
SSI	15,900	0.32%	-1.85%	28,081,481	30,880,139	
HPG	16,800	-3.45%	-0.59%	44,663,682	54,861,995	

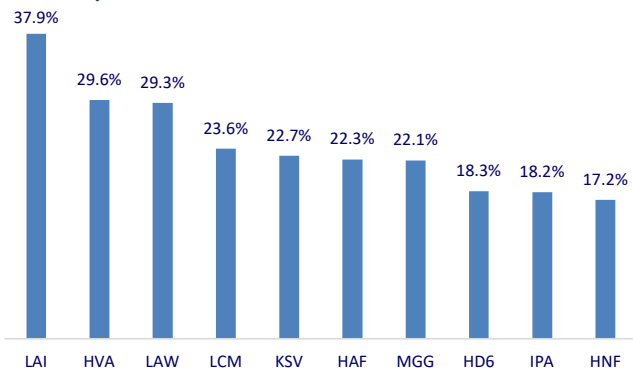
Top highest total traded value stocks (Billion VND)



Foreign net flow 10 nearest sessions (Billion VND)



Top increases in 3 consecutive sessions



Top decreases in 3 consecutive sessions

