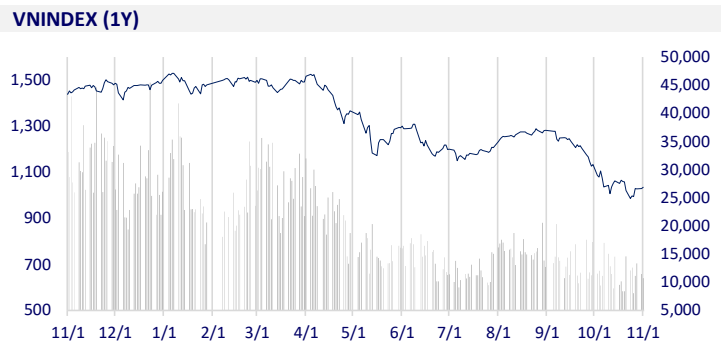
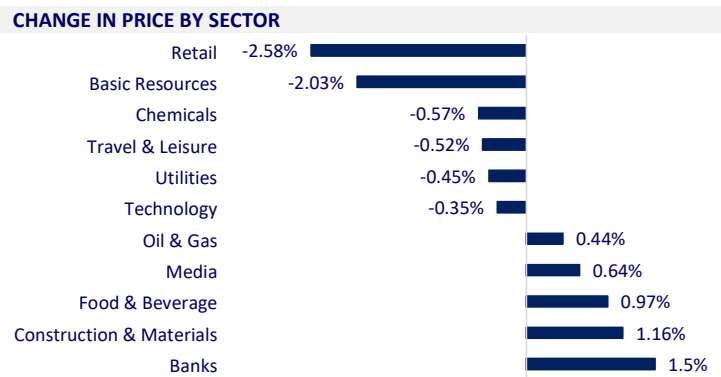


VIETNAM STOCK MARKET		1D	YTD
VN-INDEX	1,033.75	0.57%	-31.00%
VN30	1,038.09	1.10%	-32.40%
HNX	212.36	0.92%	-55.20%
UPCOM	76.49	0.26%	-32.12%
Net Foreign buy (B)	-762.03		
Total trading value (B)	11,817.59	-5.65%	-61.97%

The stock market had a positive session in terms of scores after the final financial reports of Q3/2022 were announced yesterday. Most of the third quarter business results of the banking industry were positive, of which 9 banks recorded growth rates greater than 50%, including 4 representatives from VN30 like ACB, BID, MBB and BID.



ETF & DERIVATIVES		1D	YTD
E1VFN30	17,520	-0.34%	-32.17%
FUEMAV30	12,200	2.95%	-32.56%
FUESSV30	12,580	-2.56%	-33.79%
FUESSV50	15,160	-3.99%	-33.80%
FUESSVFL	13,500	2.97%	-39.95%
FUEVFN30	22,450	0.90%	-19.96%
FUEVN100	13,170	0.69%	-38.69%
VN30F2303	1,010.00	-0.01%	
VN30F2212	1,010.00	-0.36%	
VN30F2211	1,012.70	-0.29%	
VN30F2210	1,018.00	-0.59%	



GLOBAL MARKET		1D	YTD
Nikkei	27,678.92	0.33%	-3.86%
Shanghai	2,969.20	2.62%	-18.42%
Kospi	2,335.22	1.81%	-21.58%
Hang Seng	15,455.27	5.23%	-33.95%
STI (Singapore)	3,130.50	1.21%	0.22%
SET (Thái Lan)	1,625.73	1.05%	-1.92%
Brent oil (\$/barrel)	94.36	1.90%	23.35%
Gold (\$/ounce)	1,654.85	1.13%	-9.11%

China and Hong Kong stocks jumped on Tuesday after rumours based on an unverified note circulating on social media that China was planning a reopening from strict Covid curbs in March triggered a sharp rebound following last month's savage selling.

VIETNAM ECONOMY		1D (bps)	YTD (bps)
Vnibor	6.12%	89	531
Deposit interest 12M	7.40%	0	180
5 year-Gov. Bond	4.85%	4	384
10 year-Gov. Bond	4.90%	12	290
USD/VND	24,882	0.01%	8.47%
EUR/VND	25,158	-0.45%	-4.95%
CNY/VND	3,489	0.46%	-4.62%

The second interest rate hike (October 25) in a row within a month right before the US FOMC meeting this week shows the determination of SBV in reducing the risk of rising inflation. The consequence is a series of banks raced to raise deposit rates, especially many banks increased the ceiling of short-term deposit rates. State-owned banks also boosted 12-month savings interest rates to 7.4%/year, an increase of more than 1 percentage point.

**EVENT CALENDAR**

Ticker	Ex-right Date	Last register Date	Exercise Date	Type	Rate	Value
PLX	11/9/2022	11/10/2022	11/29/2022	Cash		1,200
SZL	11/10/2022	11/11/2022	11/30/2022	Cash		1,000
DNW	11/14/2022	11/15/2022	12/15/2022	Cash		300
SFC	11/14/2022	11/15/2022	12/5/2022	Cash		1,600
HJS	11/15/2022	11/16/2022	11/25/2022	Cash		500
SZG	11/29/2022	11/30/2022	12/28/2022	Cash		500
NTC	11/29/2022	11/30/2022	12/26/2022	Cash		1,000
FOX	11/29/2022	11/30/2022	12/30/2022	Cash		1,000

## SELECTED NEWS

PMI in October staying above the 50-mark at 50.6, new orders and exports increased at the weakest rates in 13 months

Vietnam's seafood exports to the EU market are increasingly blurred and narrowed because of the IUU yellow card

Gasoline prices increase for the third time in a row

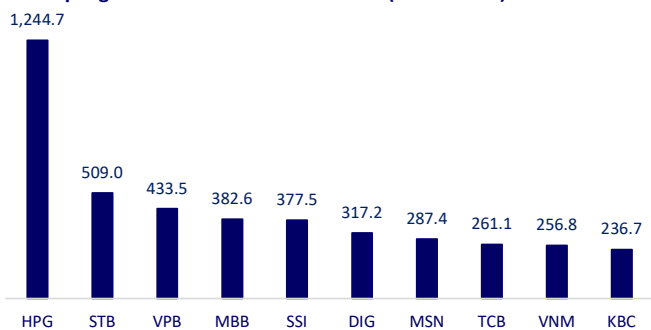
UK house prices fall the most since start of Covid pandemic

Swiss National Bank loses nearly \$143 billion in first nine months

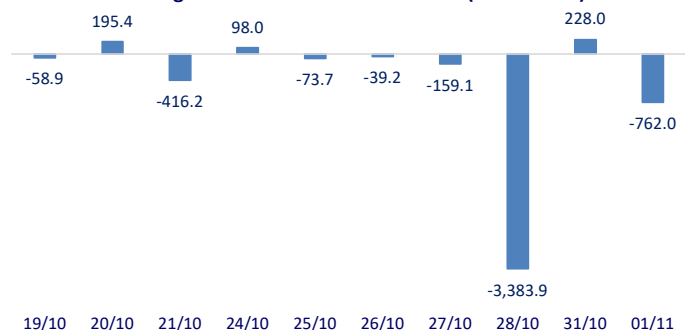
American companies increasingly look outside of China after Covid

	Close	1D	5D	Buying vol.	Selling vol.	Content
VCB	75,000	2.04%	7.30%	1,093,219	1,240,765	STB: Sacombank reported profit before tax in Q3/2022, up 86% over the same period, earning more than VND 1,532 billion. Net interest income increased by 74%, earning nearly VND 5,762 billion. Non-interest income were also positive such as interest from services increased by 75%, reaching VND 1,031 billion; profit from foreign exchange increased by 46%, reaching 220 billion dong; profit from other activities increased 5% to 41 billion dong. Thus, compared with the target of VND 5,280 billion in pre-tax profit set for the whole year of 2022, Sacombank has achieved 84% after the first 9 months of the year.
BID	34,050	-1.45%	8.79%	2,480,941	3,543,005	
CTG	24,450	-0.61%	8.91%	13,853,125	17,173,720	
TCB	25,650	4.27%	20.42%	14,927,483	14,849,272	
VPB	17,200	5.20%	11.33%	40,671,952	39,413,051	
MBB	18,000	1.69%	9.76%	37,561,722	34,131,638	
HDB	16,600	1.22%	3.75%	5,461,468	5,112,446	
TPB	21,800	5.31%	8.19%	10,198,948	9,351,467	
STB	16,900	4.64%	13.42%	50,533,497	46,009,349	
VIB	20,150	2.81%	4.68%	7,640,189	7,233,286	
ACB	22,450	0.22%	10.05%	4,641,436	6,266,725	NVL: On September 30, NVL's loan and borrowing increased by 19% from the beginning of the year to VND 72 trillion (approximately USD 3 billion), equivalent to 27.7% of total assets.  Expected operating capacity in 2023 of Dung Quat Oil Refinery is 103% with 300 days of operation (except for 50 days for the 5th overall maintenance and 15 days for backup).  VIC: 9M/2022, real estate business accounted for the highest proportion of revenue (40%), contributing VND 25,700 billion to VIC. VinFast achieved 9,900 billion VND in revenue, ranked in the top 2.  VNM: Forbes Vietnam announced Vinamilk leading the Top 25 food and beverage brands this year with a brand value of more than 2.3 billion USD, equivalent to 57.5 trillion VND.  HPG: In 9M/2022, Hoa Phat's total crude steel consumption reached more than 6 million tons, of which 3.46 million tons of construction steel and 2.04 million tons of HRC. Steel pipe and steel sheet output reached 577,000 and 249,000 tons, respectively. Meanwhile, the total construction steel output of steel industry increased by only 8% over the same period last year, Hoa Phat's construction steel output still increased by 24%.
NVL	70,000	0.00%	-6.67%	1,720,105	1,669,474	
KDH	22,800	0.44%	8.57%	2,196,135	2,624,384	
PDR	42,400	-2.97%	-9.21%	2,114,143	2,482,124	
GAS	110,000	-0.99%	2.61%	683,669	1,091,716	
POW	10,350	0.00%	3.81%	10,798,948	10,587,741	
PLX	29,100	2.11%	3.93%	1,317,418	1,670,137	
VIC	55,400	0.00%	-1.25%	2,146,282	2,341,065	
VHM	45,000	0.00%	0.90%	3,640,439	5,122,741	
VRE	26,250	6.71%	14.13%	3,583,914	3,205,883	
VNM	80,200	2.17%	5.53%	5,206,959	6,169,391	
MSN	86,500	1.17%	15.33%	1,398,421	2,250,821	
SAB	183,600	-0.92%	-2.24%	234,697	288,752	
BVH	53,000	0.95%	6.00%	2,008,847	1,914,046	
VJC	106,300	-1.21%	-1.57%	200,709	299,170	
FPT	75,500	-0.13%	3.14%	901,862	1,537,562	
MWG	50,100	-2.91%	-3.65%	3,617,360	4,346,744	
GVR	14,500	0.69%	9.02%	2,486,085	2,677,316	
SSI	16,950	3.99%	12.62%	37,874,577	39,601,515	
HPG	15,000	-4.15%	-12.28%	158,808,548	121,612,593	

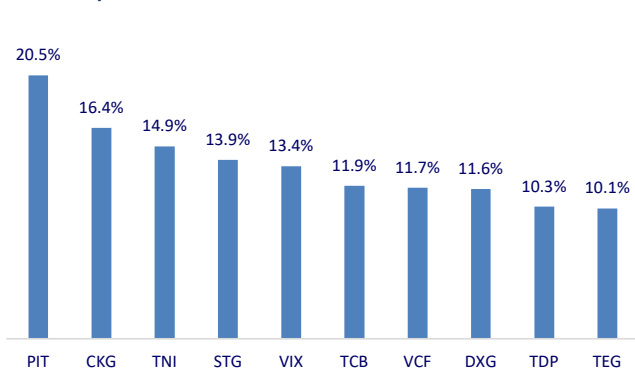
### Top highest total traded value stocks (Billion VND)



### Foreign net flow 10 nearest sessions (Billion VND)



### Top increases in 3 consecutive sessions



### Top decreases in 3 consecutive sessions

