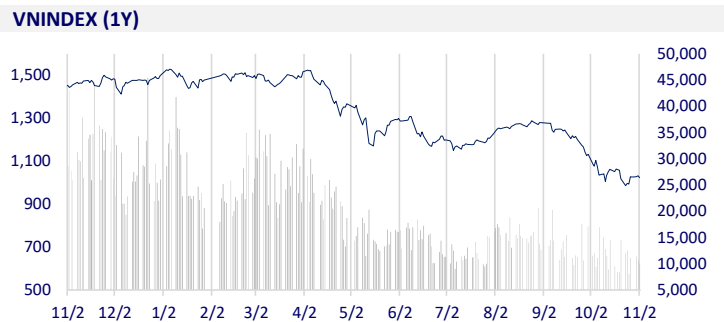
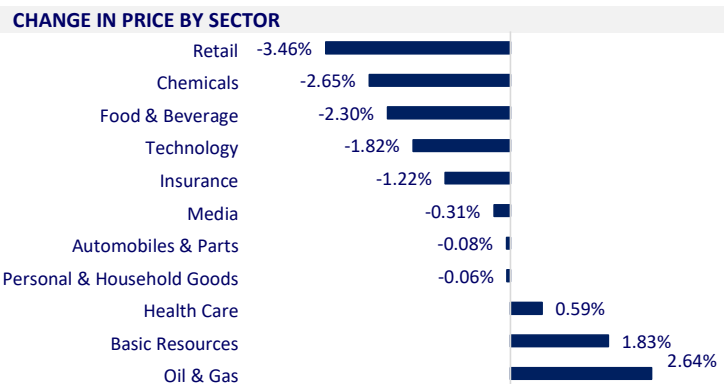


VIETNAM STOCK MARKET		1D	YTD
VN-INDEX	1,023.19	-1.02%	-31.71%
VN30	1,025.18	-1.24%	-33.24%
HNX	211.66	-0.33%	-55.35%
UPCOM	76.01	-0.63%	-32.54%
Net Foreign buy (B)	-248.32		
Total trading value (B)	11,141.93	-5.72%	-64.14%

The market on November 2 was not very positive, sellers actively dominated throughout the session, causing VN-Index to have 4 times to challenge 1,040 points, all of which failed. HPG recovered after 2 consecutive sessions of strong selling with a record auction volume, leading to a positive increase in most of the steel industry.



ETF & DERIVATIVES		1D	YTD
E1VFN30	17,390	-0.74%	-32.68%
FUEMAV30	12,100	-0.82%	-33.11%
FUESSV30	12,150	-3.42%	-36.05%
FUESSV50	15,500	2.24%	-32.31%
FUESSVFL	13,300	-1.48%	-40.84%
FUEVFN30	22,050	-1.78%	-21.39%
FUEVN100	12,910	-1.97%	-39.90%
VN30F2303	1,009.90	-0.01%	
VN30F2212	1,006.70	-0.33%	
VN30F2211	1,013.10	0.04%	
VN30F2210	1,021.00	0.29%	



GLOBAL MARKET		1D	YTD
Nikkei	27,663.39	-0.06%	-3.92%
Shanghai	3,003.37	1.15%	-17.48%
Kospi	2,336.87	0.07%	-21.52%
Hang Seng	15,827.17	2.41%	-32.36%
STI (Singapore)	3,141.13	0.34%	0.56%
SET (Thái Lan)	1,625.02	-0.04%	-1.97%
Brent oil (\$/barrel)	94.46	-0.92%	23.48%
Gold (\$/ounce)	1,658.15	0.36%	-8.93%

Shares in the Asia-Pacific were mostly higher on Wednesday as investors brace for another likely 75-basis-point rate hike by the Federal Reserve. Hong Kong's Hang Seng index was halted after gaining 2.41% to 15,827.17 in earlier trade, following the issuance of a Tropical Cyclone Warning Signal Number 8.

VIETNAM ECONOMY		1D (bps)	YTD (bps)
Vnibor	6.70%	58	589
Deposit interest 12M	7.40%	0	180
5 year-Gov. Bond	4.82%	-3	381
10 year-Gov. Bond	4.87%	-3	287
USD/VND	24,872	0.00%	8.42%
EUR/VND	25,027	-1.12%	-5.44%
CNY/VND	3,480	-0.17%	-4.87%

Although SBV has raised interest rate twice within a month, the pressure in the last 2 months of the year remains, facing the news that interest rates may continue to increase from Fed. In Vietnam, SBV can increase the interest rate by 0.5-1% in the last 2 months as this is the most likely tool to ease exchange rate. Given the current liquidity of the banking system, it is not excluded that the Dong may depreciate by 10-15% in 2022.

**EVENT CALENDAR**

Ticker	Ex-right Date	Last register Date	Exercise Date	Type	Rate	Value
PLX	11/9/2022	11/10/2022	11/29/2022	Cash		1,200
SZL	11/10/2022	11/11/2022	11/30/2022	Cash		1,000
DNW	11/14/2022	11/15/2022	12/15/2022	Cash		300
SFC	11/14/2022	11/15/2022	12/5/2022	Cash		1,600
HJS	11/15/2022	11/16/2022	11/25/2022	Cash		500
SZG	11/29/2022	11/30/2022	12/28/2022	Cash		500
NTC	11/29/2022	11/30/2022	12/26/2022	Cash		1,000
FOX	11/29/2022	11/30/2022	12/30/2022	Cash		1,000

## SELECTED NEWS

The government has just issued a new tax regulation;

Real estate loans outstanding decreased by more than 7,000 billion VND;

VASEP: Seafood exports can reach a record of more than 10 billion USD after 11 months;

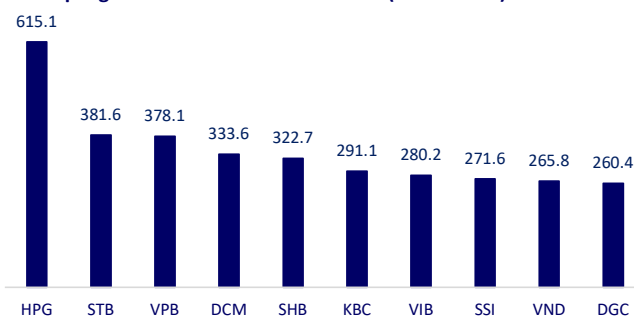
Korea's semiconductor output fell sharply in the third quarter of 2022;

China to Keep Coal Price Cap in 2023 as Fuel Supply Fears Linger;

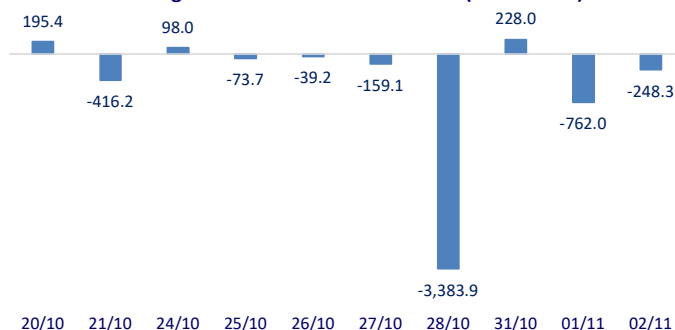
Warren Buffett's Berkshire Hathaway has scored about a \$13 billion gain on Chevron and Occidental;

	Close	1D	5D	Buying vol.	Selling vol.	Content
VCB	73,600	-1.87%	5.14%	1,862,237	1,936,583	SHB: 9M/2022, SHB earned more than VND9,035 billion in pre-tax profit, up 79% over the same period last year, thanks to a reduction in provision expense. In the first 9 months of 2022, SHB achieved nearly VND13,237 billion in net interest income, up 22% yoy. Interest from services also increased by 55% to nearly VND635 billion, thanks to 32% increase in payment income (VND390.9 billion) and 48% increase in agency service income (VND489.8 billion). Interest from other activities reached more than VND586 billion, nearly 11 times higher than the same period last year.
BID	33,700	-1.03%	6.31%	2,638,953	2,699,694	
CTG	24,000	-1.84%	7.14%	10,234,219	9,989,884	
TCB	25,200	-1.75%	17.76%	10,815,976	11,207,193	
VPB	17,500	1.74%	12.54%	36,736,811	37,837,911	
MBB	17,900	-0.56%	9.15%	25,982,628	18,106,111	
HDB	16,450	-0.90%	3.13%	3,680,020	2,963,479	
TPB	21,550	-1.15%	7.75%	6,920,234	6,801,034	
STB	16,900	0.00%	12.67%	44,306,211	36,771,208	
VIB	20,700	2.73%	8.66%	18,146,418	13,148,322	
ACB	21,800	-2.90%	5.57%	5,389,608	5,626,307	30/06/2022, the outstanding loan for real estate business was VND 784,575 billion. As of August 31, it was VND 777,235 billion (decreased VND 7,340 billion).
NVL	69,200	-1.14%	-7.11%	2,491,991	2,322,521	
KDH	23,000	0.88%	5.99%	2,679,386	2,109,579	
PDR	41,800	-1.42%	-8.13%	3,539,518	4,134,362	From November 1, the price of RON 95-III gasoline increased by 410 VND per liter to 22,750 VND. E5 RON 92 gasoline is also more increased by 380 dong, to 21,870 dong.
GAS	110,000	0.00%	1.85%	832,538	1,148,364	
POW	10,200	-1.45%	2.00%	12,228,212	12,333,102	
PLX	29,300	0.69%	5.59%	1,330,448	1,214,919	VHM: In Q3/2022, VHM achieved a record profit of 14,500 billion, an increase of more than 27 times compared to Q2, thanks to the handover of 1,300 low-rise real estate at Vinhomes Ocean Park 2.
VIC	55,400	0.00%	1.09%	2,194,872	2,048,015	
VHM	44,900	-0.22%	3.22%	3,386,835	4,391,252	
VRE	25,800	-1.71%	16.22%	2,149,114	2,955,113	MSN: In Q3, Masan's net revenue reached VND 19,523 billion, decreased by 17% yoy. Gross profit margin reached VND 5,424 billion, decreased by 11% yoy.
VNM	78,300	-2.37%	3.03%	2,925,180	3,312,534	
MSN	81,000	-6.36%	3.85%	1,664,036	2,177,270	
SAB	183,500	-0.05%	-1.40%	275,820	245,488	BVH: Despite gloomy of Q3 business result, BVH still lead the industry's profit with pre-tax profit of VND 503 billion (down 13% yoy), followed by PVI with VND 321 billion (down 25% yoy). In general, in Q3/2022, the business results of the insurance industry were not so positive. The reason in many insurance companies was the rapid increase in operating expenses over the same period.
BVH	52,000	-1.89%	1.56%	1,096,005	1,474,737	
VJC	105,000	-1.22%	-2.33%	407,941	494,077	
FPT	74,000	-1.99%	0.27%	1,766,079	1,520,985	
MWG	48,000	-4.19%	-7.51%	7,421,956	7,926,302	
GVR	14,200	-2.07%	5.19%	2,122,095	2,868,576	
SSI	16,500	-2.65%	11.11%	30,907,973	33,050,939	
HPG	15,350	2.33%	-9.17%	83,313,565	57,900,179	

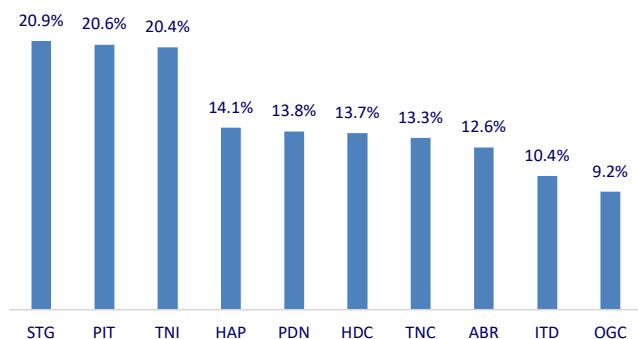
### Top highest total traded value stocks (Billion VND)



### Foreign net flow 10 nearest sessions (Billion VND)



### Top increases in 3 sessions



### Top decreases in 3 sessions

