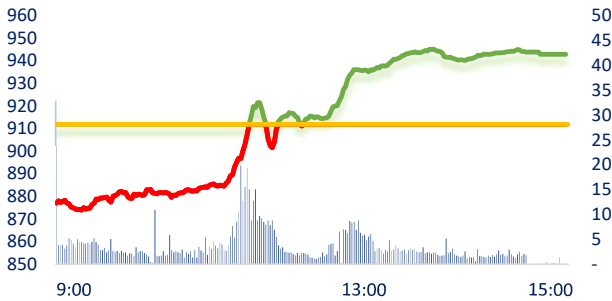
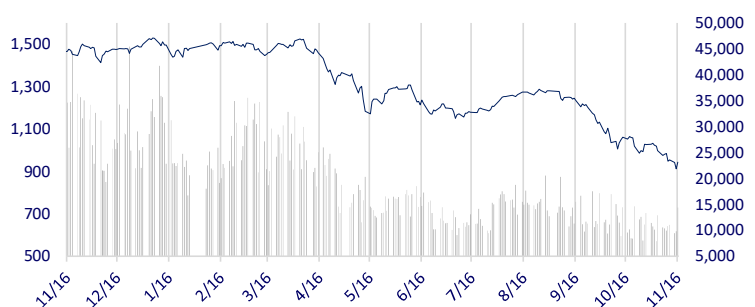
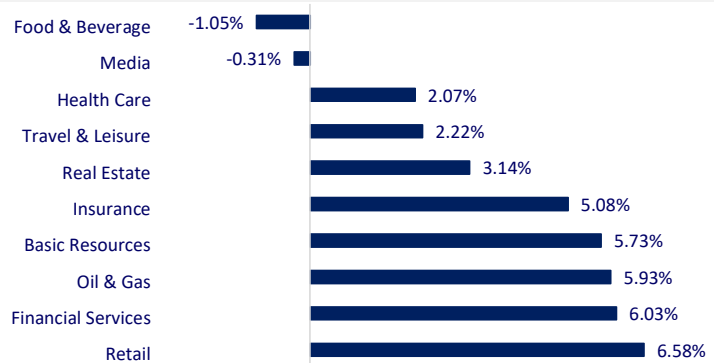


VIETNAM STOCK MARKET		1D	YTD
VN-INDEX	942.90	3.40%	-37.07%
VN30	940.29	3.93%	-38.77%
HNX	183.45	4.36%	-61.30%
UPCOM	65.32	3.19%	-42.03%
Net Foreign buy (B)	690.97		
Total trading value (B)	16,367.43	44.95%	-47.32%

The market today recorded an emotional session, investors were dizzy with the market amplitude fluctuating between more than 70 points, from the deepest drop of nearly 40 points to an increase of 31 points at the end of the session. The liquidity was explosive, recording the highest trading volume since April.

INTRADAY VNINDEX 11/16/2022

VNINDEX (1Y)


ETF & DERIVATIVES		1D	YTD
E1VFN30	16,150	5.56%	-37.48%
FUEMAV30	11,050	3.08%	-38.92%
FUESSV30	11,290	3.67%	-40.58%
FUESSV50	12,200	5.17%	-46.72%
FUESSVFL	11,930	6.61%	-46.93%
FUEVFN30	20,300	6.28%	-27.63%
FUEVN100	11,920	-4.64%	-44.51%
VN30F2303	935.40	6.25%	
VN30F2212	939.00	6.89%	
VN30F2211	948.50	6.93%	
VN30F2210	957.60	6.99%	

CHANGE IN PRICE BY SECTOR


GLOBAL MARKET		1D	YTD
Nikkei	28,028.30	0.14%	-2.65%
Shanghai	3,119.98	-0.45%	-14.28%
Kospi	2,477.45	-0.12%	-16.80%
Hang Seng	18,256.48	-0.47%	-21.97%
STI (Singapore)	3,266.17	-0.28%	4.56%
SET (Thái Lan)	1,619.98	-0.58%	-2.27%
Brent oil (\$/barrel)	94.37	0.75%	23.36%
Gold (\$/ounce)	1,786.75	0.41%	-1.87%

Asian stocks dropped on Wednesday after a blast in Poland that Ukraine and Polish authorities said was caused by a Russian-made missile. Worries over a potential ratcheting up of geopolitical tensions spurred index of Asia-Pacific shares fell. In addition, the struggling property sector weighed on the markets, with China's new home prices falling at their fastest pace in more than seven years in October, weighed down by COVID 19-related curbs and industry-wide problems.

VIETNAM ECONOMY		1D (bps)	YTD (bps)
Vnibor	4.65%	40	384
Deposit interest 12M	7.40%	0	180
5 year-Gov. Bond	4.92%	-1	391
10 year-Gov. Bond	4.92%	-8	292
USD/VND	24,861	0.00%	8.37%
EUR/VND	26,556	0.77%	0.33%
CNY/VND	3,570	-0.47%	-2.41%

In the session on November 15, SBV reopened the bill issuance after nearly 2 weeks of pause. Specifically, SBV has successfully offered nearly VND20,000 billion of bills to 6 commercial banks, with an interest rate of 6%/year. Notably, this time the bill has a maturity of 28 days, much longer than the 14-day and 7-day maturities in the previous issuances.

EVENT CALENDAR

Ticker	Ex-right Date	Last register Date	Exercise Date	Type	Rate	Value
ASP	11/24/2022	11/25/2022	12/23/2022	Cash		500
VDP	11/28/2022	11/29/2022	12/15/2022	Cash		1,000
SZG	11/29/2022	11/30/2022	12/28/2022	Cash		500
NTC	11/29/2022	11/30/2022	12/26/2022	Cash		1,000
FOX	11/29/2022	11/30/2022	12/30/2022	Cash		1,000
MCM	11/29/2022	11/30/2022	12/22/2022	Cash		1,000
NTH	12/6/2022	12/7/2022	12/22/2022	Cash		1,000
TDB	12/6/2022	12/7/2022	12/28/2022	Cash		500

SELECTED NEWS

National power development plan VIII: Proposing to remove more than 1,600MW of solar power by 2030;

The National Assembly stated 2 reasons for the delay in disbursement of public investment capital;

The trade surplus is estimated at USD12-14 billion in 2022;

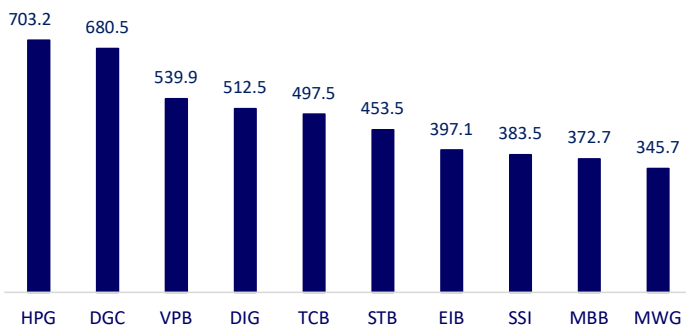
UK inflation accelerates to 41-year high of 11.1%;

China's refunded more taxes in 2022 than last 3 years combined;

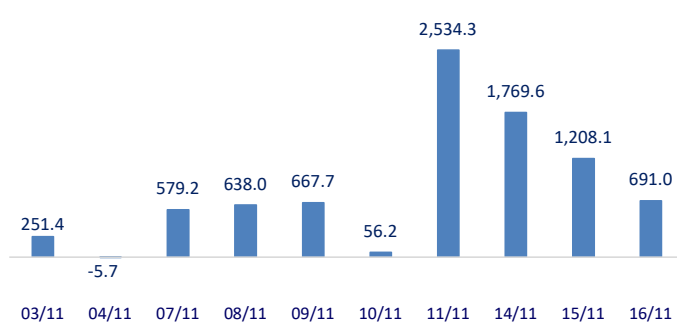
Weak yen puts Japan's economy into reverse in third quarter.

	Close	1D	5D	Buying vol.	Selling vol.	Content
VCB	75,100	0.13%	1.49%	4,066,216	3,507,393	Deposit interest rates continued to increase and the credit room was almost full, which put great pressure on lending rates of banks. Specifically at ACB, the base interest rate of this bank was raised from 8% by 0.5% to 8.5%; SeABank is recording a base interest rate of 9.9%, up 0.3% from the previous month. At VPBank, mortgage lending interest rates for retail customers have also been raised. The lowest base interest rate is 9.7%/year for terms from 1-3 months (1-month interest adjustment period) and the highest is 11.7%/year for terms of more than 15 years (3 months interest adjustment period).
BID	35,700	6.89%	-1.24%	3,566,778	2,474,893	
CTG	24,800	5.98%	1.43%	20,593,676	22,171,494	
TCB	22,100	6.76%	-9.24%	25,027,486	22,747,409	
VPB	15,500	5.80%	-11.43%	39,252,889	44,699,216	
MBB	15,100	6.71%	-10.91%	46,018,558	31,960,086	
HDB	14,900	6.43%	0.68%	6,704,881	6,106,547	
TPB	20,850	4.77%	3.22%	9,639,069	10,589,777	
STB	16,150	6.95%	-0.62%	53,810,937	39,915,104	
VIB	18,000	5.88%	-2.17%	5,964,407	5,584,675	
ACB	20,400	6.81%	-1.69%	13,061,093	10,083,380	
NVL	33,750	-6.90%	-30.12%	176,947	62,919,461	PDR: PDR uses the ownership and exploitation rights of assets belonging to the "Cach mang thang Tam" 239 Project (HCMC) by AKYN as an investor to add collateral for bonds issuances in 2021/2022.
KDH	20,250	4.38%	-0.25%	5,538,302	6,166,681	
PDR	21,150	-6.83%	-30.08%	99,614	145,420,369	
GAS	117,000	4.93%	0.52%	492,779	594,980	The Ministry of Industry and Trade said that it will focus on directing petrol and oil wholesalers to fully supply gasoline to the market, ensuring that there is no shortage of petrol and oil.
POW	10,100	5.43%	-6.91%	17,084,782	19,505,802	
PLX	26,000	5.48%	-10.03%	3,170,529	3,475,658	
VIC	60,400	5.96%	12.48%	3,481,978	2,977,978	VIC: VIC had the strongest increase since the beginning of the month at 60,400 VND/share, leading to Mr. Pham Nhat Vuong's assets increasing to VND16,000 billion compared to November 10.
VHM	44,900	3.46%	0.79%	5,536,053	5,569,082	VNM and SAB were the two stocks that fell in the VN30 today, while these are also the two stocks that have still maintained their upward momentum, since the beginning of June until now.
VRE	26,550	6.41%	4.53%	3,878,402	3,429,727	
VNM	74,500	-3.25%	-7.91%	4,805,356	5,932,823	
MSN	90,900	1.68%	4.48%	1,816,704	1,771,930	BVH: According to the Insurance Association of Vietnam in the first 9 months of 2022, total life insurance premium revenue is estimated at VND127,511 billion, up 16.2% over the same period in 2021. In which, Bao Viet ranks in the top 1 life insurance market share with the rate of 19.25%, premium revenue reached VND24,457 billion.
SAB	180,800	-3.06%	-2.01%	354,312	348,267	
BVH	47,300	6.77%	-7.80%	2,800,543	2,499,482	
VJC	101,900	0.10%	1.29%	540,897	606,477	
FPT	69,300	5.16%	-6.35%	4,523,717	4,838,557	
MWG	40,450	6.87%	-11.10%	12,765,439	14,051,482	
GVR	10,700	7.00%	-19.55%	5,346,296	3,602,408	
SSI	14,850	6.83%	-0.34%	52,745,255	38,030,792	
HPG	13,350	6.80%	2.69%	93,551,788	44,141,993	

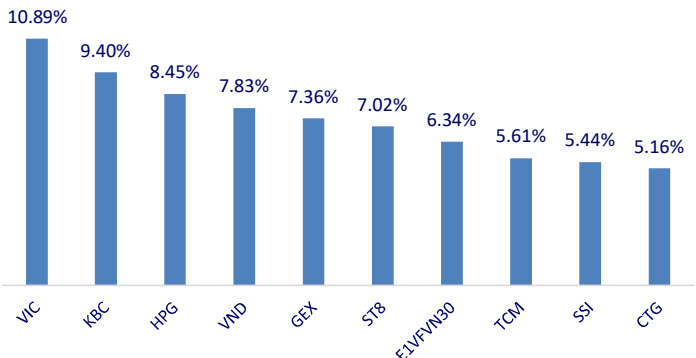
Top highest total traded value stocks (Billion VND)



Foreign net flow 10 nearest sessions (Billion VND)



Top increases in 3 sessions with liquidity



Top decreases in 3 sessions with liquidity

