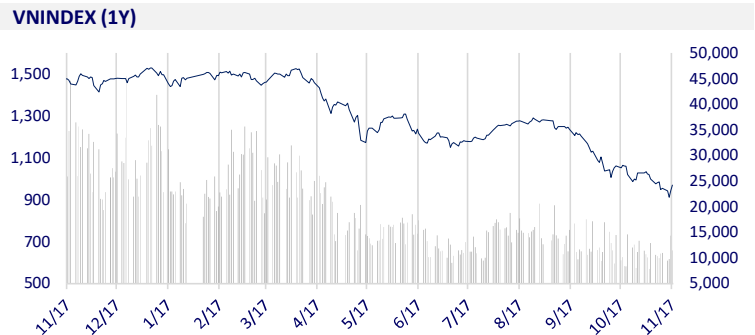
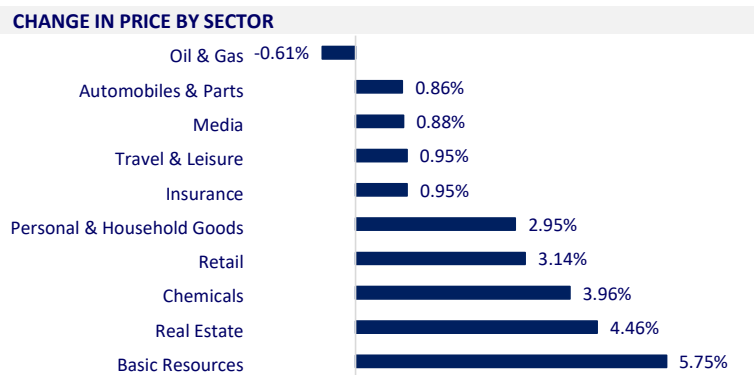


VIETNAM STOCK MARKET		1D	YTD
VN-INDEX	969.26	2.80%	-35.31%
VN30	971.04	3.27%	-36.77%
HNX	187.86	2.40%	-60.37%
UPCOM	66.54	1.87%	-40.95%
Net Foreign buy (B)	1,531.59		
Total trading value (B)	12,601.77	-23.01%	-59.44%

Following the recovery from November 16, the market continued to prosper today with 227 stocks hitting the ceiling price. The derivatives expiration session was smoothly. On the 1-hour chart, there was a decline at 10am but VN-Index quickly regained balance thanks to excitement from investors. PLX and BID are the only 2 stocks that fell in the VN30 basket today.



ETF & DERIVATIVES		1D	YTD
E1VFN30	16,510	2.23%	-36.08%
FUEMAV30	11,470	3.80%	-36.59%
FUESSV30	11,800	4.52%	-37.89%
FUESSV50	12,060	-1.15%	-47.34%
FUESSVFL	12,510	4.86%	-44.35%
FUEVFN30	21,370	5.27%	-23.81%
FUEVN100	12,200	2.35%	-43.20%
VN30F2303	950.00	1.56%	
VN30F2212	949.00	1.06%	
VN30F2211	963.10	1.54%	
VN30F2210	972.50	1.56%	



GLOBAL MARKET		1D	YTD
Nikkei	27,930.57	-0.35%	-2.99%
Shanghai	3,115.43	-0.15%	-14.41%
Kospi	2,442.90	-1.39%	-17.96%
Hang Seng	18,045.66	-1.15%	-22.87%
STI (Singapore)	3,286.04	0.61%	5.20%
SET (Thái Lan)	1,614.95	-0.31%	-2.57%
Brent oil (\$/barrel)	92.42	0.36%	20.81%
Gold (\$/ounce)	1,765.35	-0.65%	-3.05%

Asian stocks mostly fell on Thursday in the face of disappointing economic data. Hong Kong's seasonally adjusted unemployment rate eased to 3.8% in the August-October quarter, improving for the sixth consecutive period as economic activities revive in an easing COVID situation. Japan's imports in October surged by more than half from a year earlier, dwarfing growth in exports and enlarging a trade deficit that has weighed heavily on the Yen.

VIETNAM ECONOMY		1D (bps)	YTD (bps)
Vnibor	4.63%	-2	382
Deposit interest 12M	7.40%	0	180
5 year-Gov. Bond	4.87%	-5	386
10 year-Gov. Bond	4.90%	-2	290
USD/VND	24,861	0.00%	8.37%
EUR/VND	26,177	-1.14%	-1.10%
CNY/VND	3,542	-0.67%	-3.17%

In the first three sessions of the week, SBV net sold nearly VND47,543 billion of valuable papers. In the session on November 16, the State Bank successfully offered to buy more than VND12,000 billion of valuable papers with a term of 14 days, interest rate 6%/year. At the same time, more than VND15,522 billion dong is due. Thus, SBV has collected VND3,457 billion through the channel of pledging valuable papers.

**EVENT CALENDAR**

Ticker	Ex-right Date	Last register Date	Exercise Date	Type	Rate	Value
ASP	11/24/2022	11/25/2022	12/23/2022	Cash		500
VDP	11/28/2022	11/29/2022	12/15/2022	Cash		1,000
SZG	11/29/2022	11/30/2022	12/28/2022	Cash		500
NTC	11/29/2022	11/30/2022	12/26/2022	Cash		1,000
FOX	11/29/2022	11/30/2022	12/30/2022	Cash		1,000
MCM	11/29/2022	11/30/2022	12/22/2022	Cash		1,000
NTH	12/6/2022	12/7/2022	12/22/2022	Cash		1,000
TDB	12/6/2022	12/7/2022	12/28/2022	Cash		500

## SELECTED NEWS

Real estate credit continued to decline;

World Bank report on Vietnam's macroeconomic situation;

Many state-owned enterprises have made strong profits, contributing nearly VND110,000 billion to the state budget in 2021;

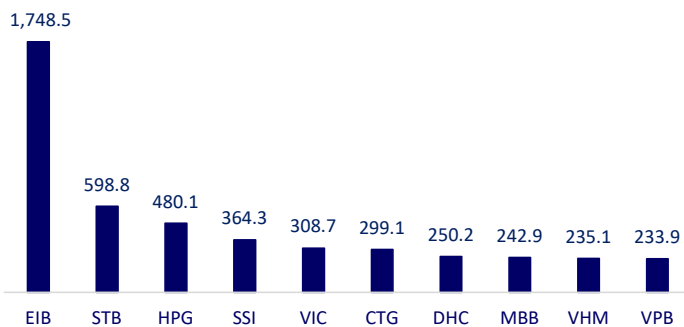
UK blocks Chinese-led buyout of biggest Microchip factory over national security;

Hong Kong to cut covid testing requirements for new arrivals;

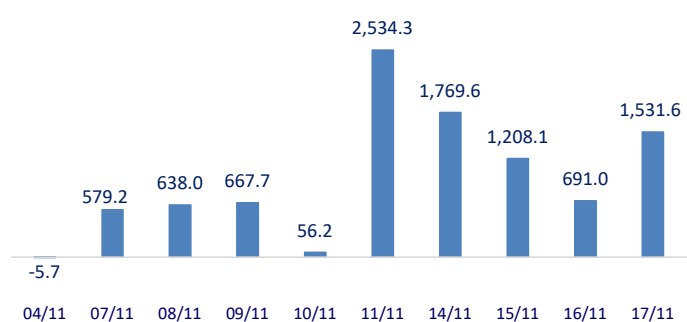
Japan trade gap persists as weak yen squeezes purchasing power.

	Close	1D	5D	Buying vol.	Selling vol.	Content
VCB	76,500	1.86%	5.08%	2,012,354	2,553,221	VIB: Vietnam International Commercial Joint Stock Bank (VIB) has announced the final registration date to finalise the list of shareholders to collect written opinions, including the content of adjusting the foreign ownership limit. According to VIB's leaders, if the annual general shareholders' meeting (AGM) approves the content, the foreign ownership limits can be adjusted by up to 30%.
BID	35,650	-0.14%	2.74%	2,421,832	4,464,269	
CTG	25,000	0.81%	9.89%	15,978,074	21,880,942	
TCB	22,950	3.85%	0.88%	10,438,435	11,429,413	
VPB	15,500	0.00%	-4.91%	19,306,849	25,856,841	
MBB	15,700	3.97%	-0.63%	24,872,084	25,428,234	
HDB	15,300	2.68%	4.79%	5,269,989	6,717,090	
TPB	20,850	0.00%	4.77%	9,068,134	8,646,827	
STB	17,200	6.50%	13.53%	53,371,649	53,968,087	
VIB	18,450	2.50%	5.43%	5,248,083	6,410,823	
ACB	21,050	3.19%	5.25%	6,415,199	7,161,514	
NVL	31,400	-6.96%	-30.14%	391,321	63,964,766	NVL: NovaGroup has successfully bought over 1.8 million shares of NVL during the period from October 14 to November 11 (the initial registration number was 8 million shares).
KDH	21,550	6.42%	13.42%	8,569,318	6,922,353	
PDR	19,700	-6.86%	-30.02%	140,150	156,532,350	PLX: Petrolimex wants to lower its profit target in 2022 from VND3,060 billion to VND300 billion compared to the plan approved by the General Meeting of Shareholders.
GAS	119,700	2.31%	5.56%	661,415	948,273	
POW	10,100	0.00%	-1.46%	11,292,778	23,217,213	
PLX	25,650	-1.35%	-5.00%	1,915,976	2,577,319	VIC: According to Bloomberg news, VinFast is considering IPO in the US in January 2023.
VIC	64,600	6.95%	21.89%	6,426,169	5,262,870	
VHM	47,950	6.79%	9.10%	6,291,081	5,663,810	
VRE	28,400	6.97%	14.52%	5,550,120	4,215,679	SAB: Sabeco kicks off the 'Happy Chill Year' campaign from November 13 to December 31, 2022.
VNM	76,000	2.01%	-3.06%	3,990,519	3,982,078	
MSN	97,000	6.71%	19.75%	1,969,593	1,931,146	
SAB	183,000	1.22%	-0.81%	530,501	405,138	FPT: FPT Corporation has just announced business results for 10M/2022 with revenue of VND33,105 billion, profit before tax of VND6,456 billion, up 24.4% and 24% respectively over the same period. Profit after tax for shareholders of parent company reached VND4,550 billion, up 30.7%. Compared to the annual plan, FPT has achieved 78% of the revenue target and 85% of the pre-tax profit target after 10 months.
BVH	47,400	0.21%	-2.57%	1,058,757	1,481,615	
VJC	102,100	0.20%	2.10%	467,577	573,039	
FPT	71,000	2.45%	-2.74%	2,516,787	3,267,892	
MWG	41,800	3.34%	-1.30%	4,269,711	6,064,174	
GVR	11,400	6.54%	-8.06%	4,240,505	2,139,884	
SSI	15,800	6.40%	13.67%	37,957,068	38,011,507	
HPG	14,250	6.74%	17.77%	96,648,976	24,707,290	

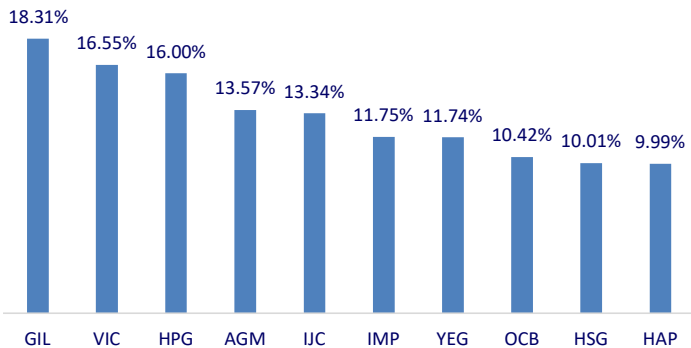
Top highest total traded value stocks (Billion VND)



Foreign net flow 10 nearest sessions (Billion VND)



Top increases in 3 sessions with liquidity



Top decreases in 3 sessions with liquidity

