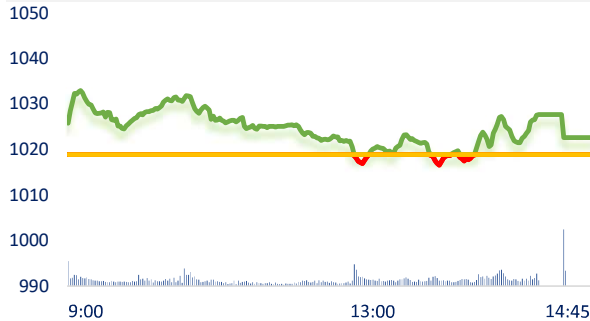
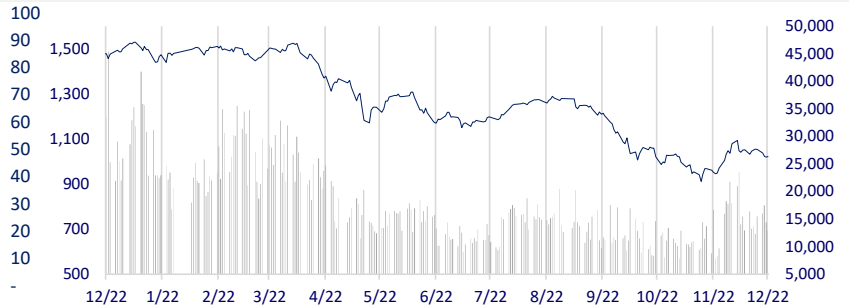
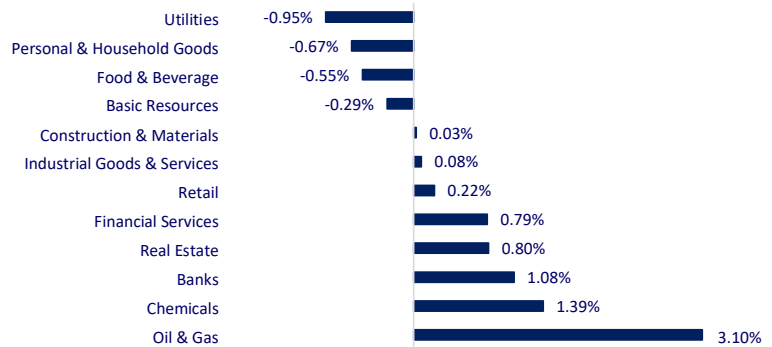


VIETNAM STOCK MARKET		1D	YTD
VN-INDEX	1,022.61	0.37%	-31.75%
VN30	1,038.34	0.51%	-32.39%
HNX	205.79	0.65%	-56.58%
UPCOM	70.83	0.18%	-37.14%
Net Foreign buy (B)	-2,464.28		
Total trading value (B)	14,214.50	-13.47%	-54.25%

Selling pressure prevailed at the beginning of the afternoon session so VN-Index dropped below reference. However, the buying force gradually got stronger at the end of the session and pulled the index up again. The green color mostly occurs in sectors such as financial services, information technology, real estate and construction.

INTRADAY VNINDEX 12/22/2022

VNINDEX (1Y)


ETF & DERIVATIVES		1D	YTD
E1VFN30	17,700	1.55%	-31.48%
FUEMAV30	12,330	1.40%	-31.84%
FUESSV30	12,800	1.59%	-32.63%
FUESSV50	14,020	-0.21%	-38.78%
FUESSVFL	14,800	1.02%	-34.16%
FUEVFNVD	22,900	2.28%	-18.36%
FUEVN100	13,280	0.99%	-38.18%
VN30F2306	1,014.20	0.70%	
VN30F2303	1,023.50	0.28%	
VN30F2302	1,035.50	0.63%	
VN30F2301	1,037.70	0.07%	

CHANGE IN PRICE BY SECTOR


GLOBAL MARKET		1D	YTD
Nikkei	26,507.87	0.46%	-7.93%
Shanghai	3,054.43	-0.46%	-16.08%
Kospi	2,356.73	1.19%	-20.85%
Hang Seng	19,679.22	2.71%	-15.89%
STI (Singapore)	3,269.53	0.41%	4.67%
SET (Thailand)	1,616.67	0.42%	-2.47%
Brent oil (\$/barrel)	83.54	1.41%	9.20%
Gold (\$/ounce)	1,824.55	-0.15%	0.21%

At the end of the session, Asian stocks mostly gained ahead of investors' expectations that economic growth could exceed forecasts even if there is a possibility of recession.

VIETNAM ECONOMY		1D (bps)	YTD (bps)
Vnibor	3.70%	-24	289
Deposit interest 12M	7.40%	0	180
5 year-Gov. Bond	4.78%	-5	377
10 year-Gov. Bond	4.86%	-7	286
USD/VND	23,825	-0.15%	3.86%
EUR/VND	25,583	-1.12%	-3.34%
CNY/VND	3,455	-0.37%	-5.55%

The trend of net withdrawal of the SBV took place in the context that VND interest rates in the interbank market dropped sharply in short terms. On December 21, the State Bank of Vietnam (SBV) continued to use the T-bill to reduce system liquidity. Specifically, SBV has successfully issued VND20,000 billion bills with 7-day term and interest rate of 3.98%/year.

EVENT CALENDAR

Ticker	Ex-right Date	Last register Date	Exercise Date	Type	Rate	Value
VNM	12/22/2022	12/23/2022	2/28/2023	Cash		1,400
PTB	12/22/2022	12/23/2022	1/6/2023	Cash		1,000
GCF	12/22/2022	12/23/2022		Stock	100:18	
BCF	12/23/2022	12/26/2022	1/12/2023	Cash		1,200
NBT	12/23/2022	12/26/2022	1/5/2023	Cash		500
SBA	12/23/2022	12/26/2022	2/28/2022	Cash		1,000
HC3	12/23/2022	12/26/2022	1/5/2023	Cash		1,000
PIC	12/27/2022	12/28/2022	2/1/2023	Cash		800

SELECTED NEWS

Contractor advances 100% of capital, key projects are still behind schedule;

Urging contractors to speed up the 'super project' of Long Thanh airport;

Long An's budget revenue exceeded the record for the first time;

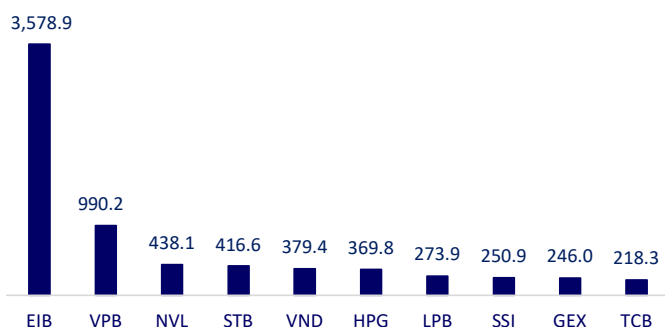
Germany turns back to coal as energy security overtakes climate goals;

WB approved a credit of USD274 million to support Cambodia's economic recovery;

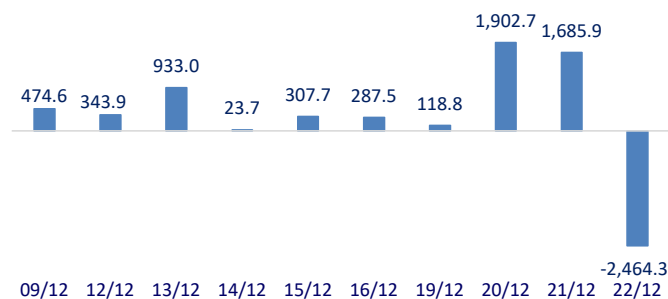
The IPO market is unlikely to recover in 2023.

	Close	1D	5D	Buying vol.	Selling vol.	Content
VCB	79,300	0.76%	-0.25%	1,991,023	1,997,509	HDB: According to information from the Ho Chi Minh City Stock Exchange (HOSE), Mr. Tran Hoai Nam - Deputy General Director of HDBank registered to buy 120,000 shares of this bank from December 26, 2022.
BID	39,000	1.04%	0.00%	2,732,758	2,846,117	
CTG	27,600	0.36%	-2.30%	5,252,986	9,201,123	
TCB	27,700	0.00%	-6.10%	6,830,157	7,389,767	
VPB	18,450	4.53%	1.37%	93,107,707	87,710,244	
MBB	18,000	1.69%	-5.01%	17,669,564	15,928,048	
HDB	16,850	0.30%	0.60%	3,070,908	3,134,448	
TPB	22,350	3.47%	-2.83%	11,671,485	13,933,641	
STB	23,400	-0.64%	0.65%	31,440,962	41,596,340	
VIB	19,950	1.27%	-5.00%	3,956,841	4,740,260	
ACB	22,900	0.44%	-1.29%	3,188,284	5,641,983	PDR: According to a new information announcement issued on December 22, 2022 from Phat Dat, Mr. Le Quang Phuc, a member of the BOD cum Advisor has just registered to buy 2 million shares.
NVL	15,500	1.97%	-13.41%	72,004,888	58,348,086	
KDH	26,850	6.97%	-4.79%	3,405,543	1,858,248	
PDR	12,800	6.67%	-10.80%	25,451,504	9,580,094	
GAS	101,200	-2.22%	-4.80%	522,329	566,446	
POW	10,700	2.39%	-6.14%	29,700,513	13,036,276	
PLX	30,650	3.90%	-1.92%	1,169,697	1,069,744	
VIC	55,000	0.18%	-9.24%	4,129,976	3,424,421	
VHM	49,000	1.03%	-3.35%	3,041,672	3,310,149	
VRE	26,000	0.00%	-6.81%	3,773,839	3,275,816	
VNM	77,000	-1.66%	1.00%	2,814,209	3,725,852	MSN: Chairman of the Board of Directors of Masan Group, Mr. Nguyen Dang Quang said that Masan held 50% of the market share of modern retail stores nationwide.
MSN	94,400	-0.53%	-3.87%	704,911	1,014,874	
SAB	175,300	0.17%	-0.65%	197,614	256,305	
BVH	48,200	0.42%	-2.63%	798,072	949,744	
VJC	111,300	-0.27%	-1.42%	376,934	346,087	
FPT	77,200	0.00%	-0.64%	1,182,413	1,474,584	
MWG	46,500	0.22%	-1.06%	2,799,135	3,341,515	
GVR	14,500	2.11%	-7.05%	2,395,049	2,263,328	
SSI	19,100	-1.04%	-5.68%	24,450,907	33,042,363	
HPG	18,900	0.00%	-2.33%	34,988,302	40,799,770	

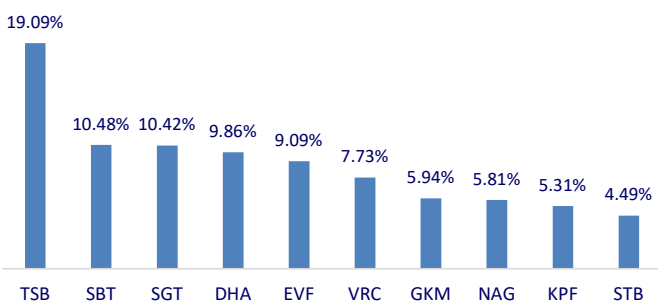
Top highest total traded value stocks (Billion VND)



Foreign net flow 10 nearest sessions (Billion VND)



Top increases in 3 sessions with liquidity



Top decreases in 3 sessions with liquidity

