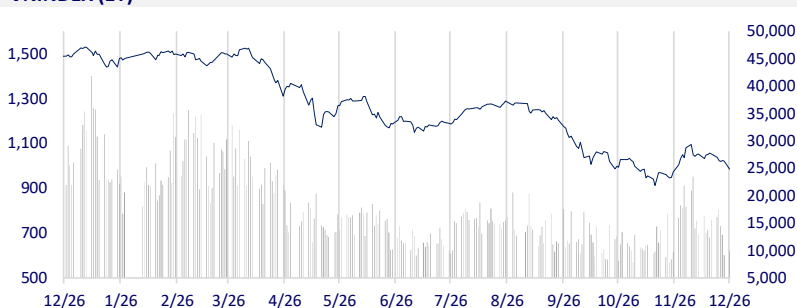


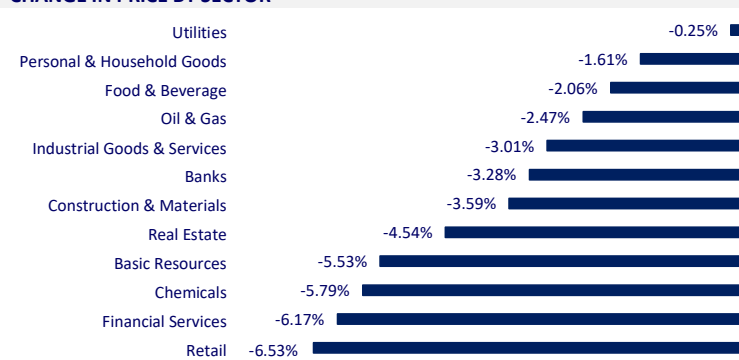
VIETNAM STOCK MARKET		1D	YTD
VN-INDEX	985.21	-3.44%	-34.24%
VN30	987.77	-4.48%	-35.68%
HNX	198.50	-3.31%	-58.12%
UPCOM	69.71	-1.83%	-38.13%
Net Foreign buy (B)	467.60		
Total trading value (B)	11,908.41	16.87%	-61.67%

The market just closed the stormy first session of the week, VN-Index once again lost the important milestone of 1,000 points. In the VN30 basket, GAS is the only stock keeping the green color.

INTRADAY VNINDEX 12/26/2022

VNINDEX (1Y)


ETF & DERIVATIVES		1D	YTD
E1VFN30	17,160	-3.05%	-33.57%
FUEMAV30	11,700	-4.88%	-35.32%
FUESSV30	12,140	-4.26%	-36.11%
FUESSV50	13,400	-4.29%	-41.48%
FUESSVFL	14,140	-4.97%	-37.10%
FUEVFNVD	21,820	-5.70%	-22.21%
FUEVN100	12,820	-5.67%	-40.32%
VN30F2306	966.00	-4.83%	
VN30F2303	980.00	-4.85%	
VN30F2302	985.00	-4.92%	
VN30F2301	986.40	-4.68%	

CHANGE IN PRICE BY SECTOR


GLOBAL MARKET		1D	YTD
Nikkei	26,405.87	0.65%	-8.29%
Shanghai	3,065.56	0.65%	-15.78%
Kospi	2,317.14	0.15%	-22.18%
Hang Seng	19,593.06	0.00%	-16.26%
STI (Singapore)	3,257.70	0.06%	4.29%
SET (Thailand)	1,626.80	0.47%	-1.86%
Brent oil (\$/barrel)	84.50	0.00%	10.46%
Gold (\$/ounce)	1,806.00	0.00%	-0.81%

Asian stocks started the week higher, thanks to "push" from Wall Street last week, despite the complicated epidemic situation in China affecting investor sentiment. The increasing number of COVID-19 cases in China is the main factor causing concern for investors. However, assessing the impact of the pandemic on the world's second-largest economy has been limited after the country's National Health Agency on December 25 announced it would stop reporting the number of COVID-19 cases daily.

VIETNAM ECONOMY		1D (bps)	YTD (bps)
Vnibor	3.40%	-10	259
Deposit interest 12M	7.40%	0	180
5 year-Gov. Bond	4.83%	-1	382
10 year-Gov. Bond	4.90%	-2	290
USD/VND	23,795	0.21%	3.73%
EUR/VND	25,505	-1.03%	-3.64%
CNY/VND	3,460	0.46%	-5.41%

Session December 26, SBV net withdrew about VND14,000 billion through both channels. In OMO channel, SBV provided about VND6,000 billion to 6 commercial banks with an interest rate of 6%/year. On the treasury bills issuance channel, SBV attracted about VND20,000 billion for 3 commercial banks with an interest rate of 6%/year.

EVENT CALENDAR

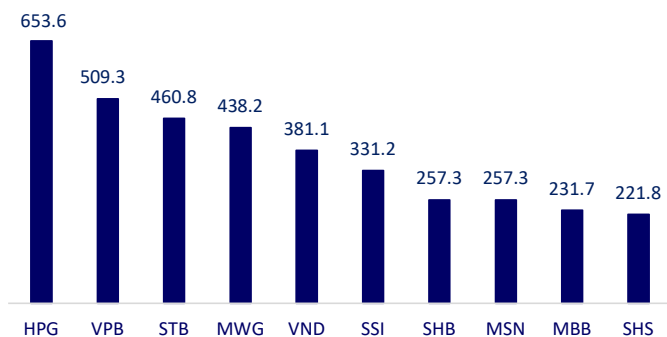
Ticker	Ex-right Date	Last register Date	Exercise Date	Type	Rate	Value
QHD	12/26/2022	12/27/2022	6/1/2023	Cash		2,000
NSC	12/27/2022	12/28/2022	1/19/2023	Cash		3,000
HTC	12/27/2022	12/28/2022	1/13/2023	Cash		300
PIC	12/27/2022	12/28/2022	2/1/2023	Cash		800
PGV	12/27/2022	12/28/2022	2/10/2023	Cash		550
LMI	12/27/2022	12/28/2022	1/12/2023	Cash		800
DHP	12/28/2022	12/29/2022	1/11/2023	Cash		500
HLD	12/28/2022	12/29/2022	1/17/2023	Cash		1,200

SELECTED NEWS

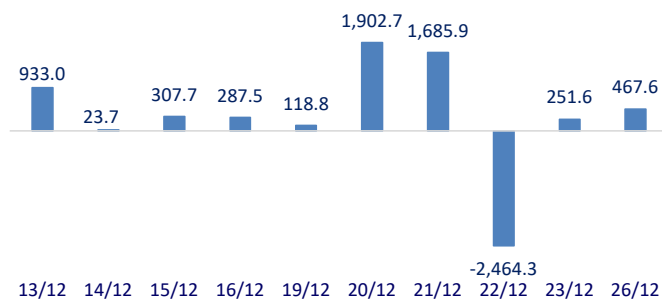
Proposing to support a 2% loan subsidy to buyers of homes costing up to VND2 billion;
 SBV net withdrew more than VND94,000 billion last week, interbank interest rate cooled down;
 Import and export in 2022 set a record when reaching about USD732 billion;
 Vladimir Putin says he's ready to negotiate, but blames Ukraine for not coming to the table;
 The US retail supply chain has returned to normal;
 Rising interest rates boost margins for Asian banks, but risks will increase in 2023.

	Close	1D	5D	Buying vol.	Selling vol.	Content
VCB	78,900	-0.25%	-0.38%	1,679,152	1,937,508	TCB: After three weeks of randomly surveying 5,000 employees in accordance with Great Place to Work regulations, Techcombank has become the first bank of Vietnam to be internationally honored as "Outstanding Workplace of the Year" with 87% positive votes about the working environment and employee welfare policies. This figure far exceeds the rate of 53% compared to the average survey at many other businesses.
BID	38,800	-0.51%	0.00%	1,834,766	2,050,249	
CTG	26,050	-5.79%	-5.44%	5,098,218	6,241,690	
TCB	25,700	-6.88%	-12.14%	10,692,795	12,101,589	
VPB	17,200	-6.27%	-4.18%	41,575,787	45,097,548	
MBB	16,800	-5.35%	-8.45%	13,597,014	17,103,414	
HDB	16,250	-4.41%	-6.34%	3,012,819	4,275,124	
TPB	21,000	-4.55%	-6.67%	6,215,210	6,270,348	
STB	21,900	-6.81%	-2.23%	30,940,363	34,666,818	
VIB	18,350	-6.62%	-11.57%	5,175,827	6,001,060	
ACB	22,100	-3.49%	-2.86%	2,494,735	4,033,757	The real estate market in 2022 has shown signs of recovery. The total number of transactions of apartments, individual houses and land plots is higher than the same period last year.
NVL	14,050	-6.95%	-19.71%	16,794,337	38,707,236	
KDH	24,650	-6.10%	-7.68%	1,826,776	2,222,244	
PDR	12,150	-6.90%	-11.96%	12,654,646	17,365,505	
GAS	102,600	1.08%	-2.47%	607,023	599,454	
POW	10,300	-5.94%	-7.21%	11,538,439	14,043,157	PLX: Petrolimex sales figures to retailers for 11 months in 2022 with RON95-V gasoline of 5,800m3 and DO 0.001S-V of 111,300m3.
PLX	30,200	-2.27%	-0.66%	979,300	1,554,395	
VIC	52,900	-3.99%	-6.37%	3,531,374	3,971,299	VIC: The revenue from excise tax from VinFast is estimated at VND5,970 billion of Hai Phong, but in reality only about VND2,700 billion, equal to 45.2% of the estimate.
VHM	47,000	-5.62%	-2.49%	2,936,926	4,186,614	
VRE	24,550	-4.84%	-10.07%	3,708,939	4,557,521	MSN: Masan currently operates about 3,500 WinMart supermarkets and WinMart+ convenience stores, aiming to reach 10,000 stores under direct management by 2025.
VNM	76,000	-0.26%	0.47%	3,477,731	3,016,902	
MSN	91,500	-3.68%	-3.68%	1,126,558	1,363,681	HPG: In the past 11 months, Hoa Phat Group has exported 1.1 million tons of construction steel (including high quality steel bars and coils) to many different countries and territories such as Japan, Korea, Malaysia, Singapore, Hong Kong, USA, Canada, Australia,...In which, nearly 50% of export volume is high-quality bar steel, grade B500B and 500B, meeting BS4449 and CS2:2012 standards of the UK (UK Cares).
SAB	173,000	-1.14%	0.29%	278,984	356,657	
BVH	45,500	-5.01%	-5.60%	638,528	1,040,881	
VJC	108,900	-2.33%	-2.07%	263,673	305,484	
FPT	76,400	-2.05%	-0.26%	1,368,648	2,000,841	
MWG	42,600	-6.99%	-9.65%	3,150,187	5,318,963	
GVR	13,350	-6.97%	-12.75%	2,569,300	3,756,912	
SSI	17,050	-6.83%	-16.83%	28,970,705	31,924,476	
HPG	17,100	-6.81%	-14.50%	41,657,330	53,799,913	

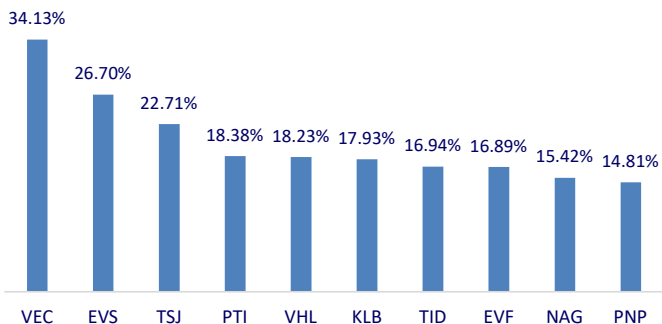
Top highest total traded value stocks (Billion VND)



Foreign net flow 10 nearest sessions (Billion VND)



Top increases in 3 sessions with liquidity



Top decreases in 3 sessions with liquidity

