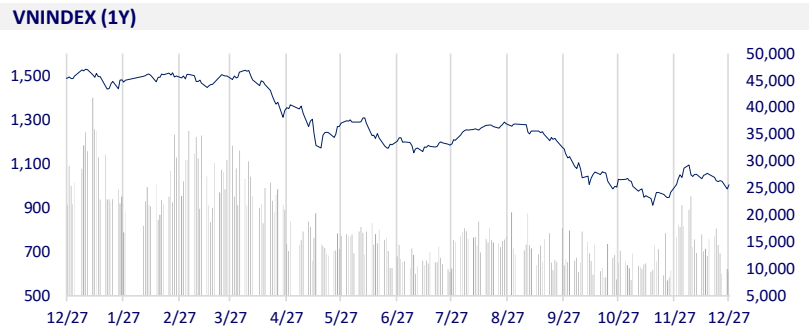
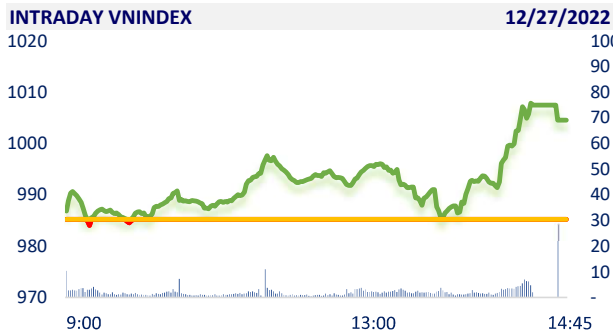
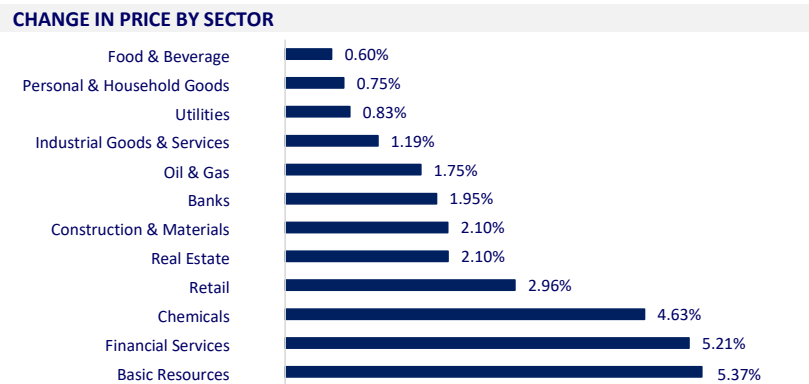


VIETNAM STOCK MARKET		1D	YTD
VN-INDEX	1,004.57	1.97%	-32.95%
VN30	1,007.36	1.98%	-34.40%
HNX	203.14	2.34%	-57.14%
UPCOM	70.52	1.16%	-37.42%
Net Foreign buy (B)	785.12		
Total trading value (B)	11,375.35	-4.48%	-63.39%

The market recovered strongly at the end of the session thanks to the fishing-bottom of large-cap stocks. With today's rally, the market has regained more than 50% of the lost points in the first session of the week. HPG, SSI, GVR, KDH hit the ceiling price, forgot all about the drop to the floor price yesterday.



ETF & DERIVATIVES		1D	YTD
E1VFN30	17,500	1.98%	-32.25%
FUEMAV30	11,950	2.14%	-33.94%
FUESSV30	12,440	2.47%	-34.53%
FUESSV50	13,690	2.16%	-40.22%
FUESSVFL	14,150	0.07%	-37.06%
FUEVFN30	22,000	0.82%	-21.57%
FUEVN100	12,810	-0.08%	-40.36%
VN30F2306	979.80	1.43%	
VN30F2303	993.00	1.33%	
VN30F2302	1,000.80	1.60%	
VN30F2301	1,001.00	1.48%	



GLOBAL MARKET		1D	YTD
Nikkei	26,447.87	0.16%	-8.14%
Shanghai	3,095.57	0.98%	-14.95%
Kospi	2,332.79	0.68%	-21.66%
Hang Seng	19,593.06	0.00%	-16.26%
STI (Singapore)	3,266.38	0.27%	4.57%
SET (Thailand)	1,643.16	1.01%	-0.87%
Brent oil (\$/barrel)	85.25	0.15%	11.44%
Gold (\$/ounce)	1,816.30	0.42%	-0.25%

Chinese stocks increased despite profits at China's industrial firms in January-November fell 3.6% from a year earlier, after contracting 3.0% in the first 10 months, according to data the National Bureau of Statistics (NBS) released on Tuesday.

VIETNAM ECONOMY		1D (bps)	YTD (bps)
Vnibor	3.44%	4	263
Deposit interest 12M	7.40%	0	180
5 year-Gov. Bond	4.82%	-1	381
10 year-Gov. Bond	4.89%	-1	289
USD/VND	23,800	0.19%	3.75%
EUR/VND	25,609	-0.96%	-3.25%
CNY/VND	3,460	0.03%	-5.41%

As of December 21, credit balance reached over VND11.78 million billion, an increase of 12.87% compared to the end of 2021, an increase of 13.96% compared to the same period in 2021. Thus, in the last 10 days of the year, the remaining credit room still has about 2.63% - 3.13%.

EVENT CALENDAR

Ticker	Ex-right Date	Last register Date	Exercise Date	Type	Rate	Value
NSC	12/27/2022	12/28/2022	1/19/2023	Cash		3,000
HTC	12/27/2022	12/28/2022	1/13/2023	Cash		300
PIC	12/27/2022	12/28/2022	2/1/2023	Cash		800
PGV	12/27/2022	12/28/2022	2/10/2023	Cash		550
LMI	12/27/2022	12/28/2022	1/12/2023	Cash		800
DHP	12/28/2022	12/29/2022	1/11/2023	Cash		500
HLD	12/28/2022	12/29/2022	1/17/2023	Cash		1,200
HNP	12/28/2022	12/29/2022	1/16/2023	Cash		1,200

SELECTED NEWS

Export of agricultural products reached a record of more than USD53 billion;

FDI inflows in 2022 will reach nearly USD27.72 billion;

Hai Phong attracts USD3.2 billion to industrial parks in 2022;

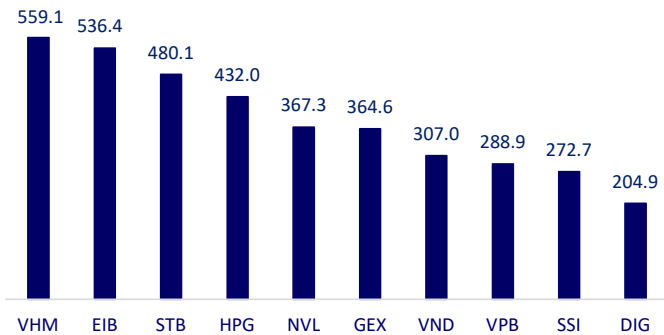
Inflation in Russia continues to fall;

Moscow is ready to resume gas supplies to Europe through the Yamal-Europe Pipeline;

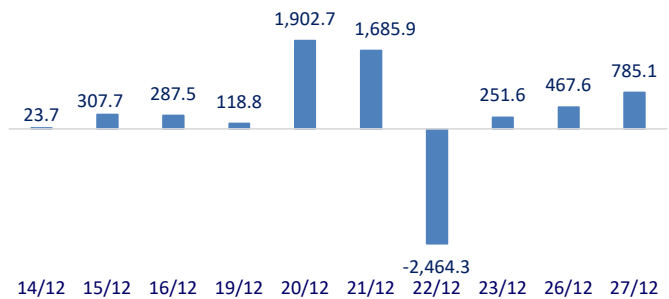
Tesla suspends production at Shanghai plant.

	Close	1D	5D	Buying vol.	Selling vol.	Content
VCB	79,100	0.25%	0.13%	1,790,627	1,678,816	CTG: VietinBank - Nhon Trach branch announced that it is selling debts of Louis Rice Import-Export Joint Stock Company. As of September 20, 2022, the total outstanding balance of Louis Rice at VietinBank - Nhon Trach branch is more than USD1.64 million, of which the principal is more than USD1.59 million, the interest balance is USD41,854 and the penalty interest balance is USD9,461.
BID	40,000	3.09%	3.90%	2,349,119	2,314,781	
CTG	26,600	2.11%	-5.00%	5,003,609	3,877,126	
TCB	26,300	2.33%	-5.05%	9,800,002	7,271,232	
VPB	17,900	4.07%	3.47%	35,984,089	23,722,310	
MBB	17,250	2.68%	-1.99%	13,944,387	9,703,585	
HDB	16,350	0.62%	-1.80%	3,444,587	3,233,438	
TPB	21,050	0.24%	-4.32%	5,534,233	4,827,564	
STB	22,500	2.74%	0.22%	47,438,082	33,266,069	
VIB	19,000	3.54%	-3.55%	5,217,721	3,384,374	
ACB	22,100	0.00%	-2.00%	4,328,507	4,120,272	
NVL	14,400	2.49%	-11.66%	53,995,636	49,959,997	In 2022, the real estate business attracted more than USD4.45 billion of foreign investment, a sharp increase compared to the same period last year.
KDH	26,350	6.90%	2.13%	2,709,564	1,343,709	
PDR	12,600	3.70%	-2.33%	15,514,996	13,510,505	
GAS	103,100	0.49%	-1.62%	362,947	385,693	GAS: In Q4/2022, PV GAS's revenue is estimated at VND21,328 billion, profit after tax is VND1,574 billion; increased by 5.7% in revenue but decreased by 22% in profit yoy.
POW	10,650	3.40%	-0.47%	20,376,112	13,531,129	
PLX	30,600	1.32%	4.26%	925,843	733,842	
VIC	53,400	0.95%	-4.47%	2,875,572	2,928,446	VIC: Vingroup launches Vinbase, promoting digital transformation of Vietnamese businesses with AI, Big Data.
VHM	47,500	1.06%	-1.45%	4,975,365	5,134,376	
VRE	25,800	5.09%	0.19%	3,971,308	3,894,278	
VNM	76,600	0.79%	-0.92%	2,836,343	2,872,366	MSN: SK South East Asia Investment - a subsidiary of SK Group - holds a 9.5% stake in MSN, denying rumors of selling shares in Vietnam.
MSN	91,600	0.11%	-2.55%	1,088,071	1,054,485	
SAB	171,500	-0.87%	-0.87%	200,569	228,438	
BVH	46,500	2.20%	-3.13%	1,111,144	818,139	MWG: In November, MWG's revenue was about VND9,971 billion, down 13% over the same period and profit after tax was VND159 billion, down 67%. This is the lowest revenue in more than a year and the lowest profit since April 2017 of MWG.
VJC	108,000	-0.83%	-2.96%	397,300	392,047	
FPT	76,500	0.13%	-0.13%	1,388,725	1,892,455	
MWG	43,800	2.82%	-5.81%	4,053,536	3,409,234	
GVR	14,250	6.74%	-0.35%	2,849,731	1,901,012	
SSI	18,200	6.74%	-8.08%	34,346,622	22,644,918	
HPG	18,250	6.73%	-3.95%	50,839,760	35,549,811	

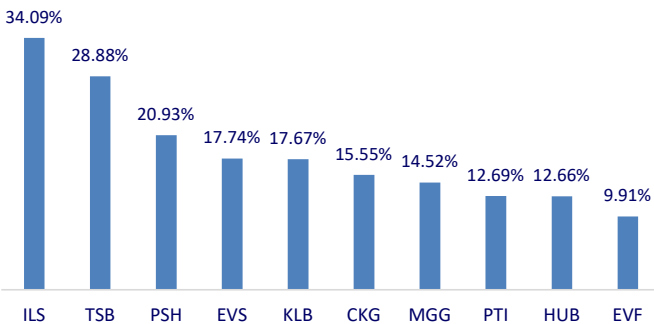
Top highest total traded value stocks (Billion VND)



Foreign net flow 10 nearest sessions (Billion VND)



Top increases in 3 sessions with liquidity



Top decreases in 3 sessions with liquidity

