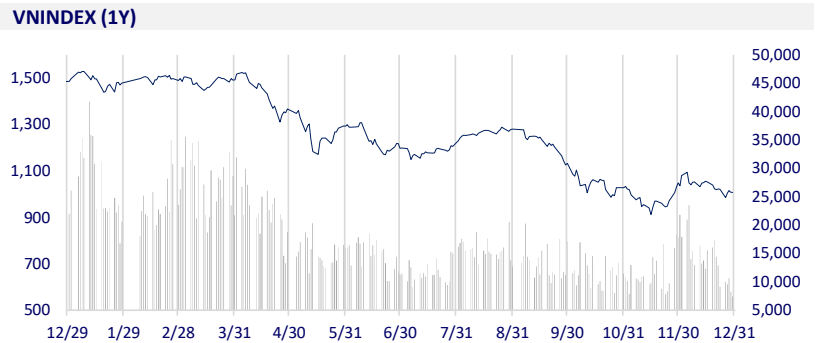
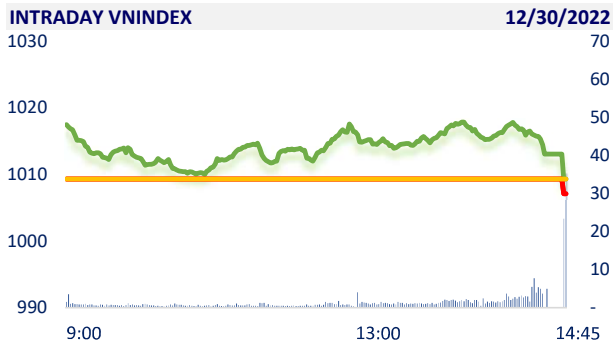
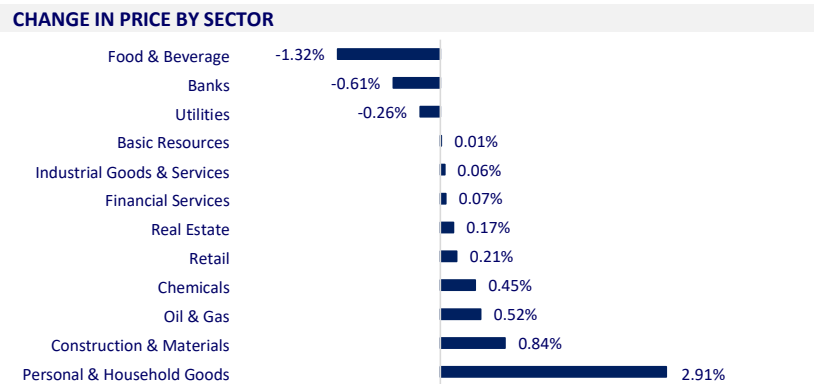


| VIETNAM STOCK MARKET | | 1D | YTD |
|-------------------------|----------|--------|---------|
| VN-INDEX | 1,007.09 | -0.22% | -32.78% |
| VN30 | 1,005.19 | -0.31% | -34.55% |
| HNX | 205.31 | -0.60% | -56.68% |
| UPCOM | 71.65 | 1.07% | -36.41% |
| Net Foreign buy (B) | 518.32 | | |
| Total trading value (B) | 8,615.94 | -6.42% | -72.27% |

The last session of 2022, the market seems to be relatively quiet with super low liquidity. VN-Index set a record peak on January 6, 2022 with a closing price of 1,528 points, then officially entered a downtrend and lost 521 points (equivalent to 34%) within a year, returning to the price level of November 2020.



| ETF & DERIVATIVES | | 1D | YTD |
|-------------------|----------|--------|---------|
| E1VFN30 | 17,330 | 0.58% | -32.91% |
| FUEMAV30 | 11,920 | -0.17% | -34.11% |
| FUESSV30 | 12,480 | -0.08% | -34.32% |
| FUESSV50 | 14,050 | 1.37% | -38.65% |
| FUESSVFL | 14,350 | 0.00% | -36.17% |
| FUEVFN30 | 22,400 | 0.81% | -20.14% |
| FUEVN100 | 12,950 | 0.31% | -39.71% |
| VN30F2306 | 977.40 | 0.38% | |
| VN30F2303 | 990.00 | 0.42% | |
| VN30F2302 | 1,000.00 | 1.01% | |
| VN30F2301 | 1,004.50 | 1.16% | |



| GLOBAL MARKET | | 1D | YTD |
|-----------------------|-----------|--------|---------|
| Nikkei | 26,094.50 | 0.00% | -9.37% |
| Shanghai | 3,089.26 | 0.51% | -15.13% |
| Kospi | 2,236.40 | 0.00% | -24.89% |
| Hang Seng | 19,781.41 | 0.20% | -15.46% |
| STI (Singapore) | 3,251.32 | 0.06% | 4.09% |
| SET (Thailand) | 1,670.36 | 0.55% | 0.77% |
| Brent oil (\$/barrel) | 83.54 | -0.36% | 9.20% |
| Gold (\$/ounce) | 1,822.70 | -0.07% | 0.10% |

Asian equities rose on Friday as investors looked to end the year on an optimistic note after U.S. data showed the Federal Reserve's aggressive monetary policy was dampening inflationary pressures even as worries over COVID cases in China persist. The Korea stock exchange is closed for a holiday.

| VIETNAM ECONOMY | | 1D (bps) | YTD (bps) |
|----------------------|--------|----------|-----------|
| Vnibor | 4.97% | 204 | 416 |
| Deposit interest 12M | 7.40% | 0 | 180 |
| 5 year-Gov. Bond | 4.79% | 4 | 378 |
| 10 year-Gov. Bond | 4.90% | 4 | 290 |
| USD/VND | 23,703 | -0.11% | 3.33% |
| EUR/VND | 25,822 | -0.11% | -2.44% |
| CNY/VND | 3,460 | 0.14% | -5.41% |

The GSO has announced the report on socio-economic situation of Vietnam 2022. GDP in 2022 increased by 8.02% compared to the previous year, reaching the highest level in the 2011-2022 period. In 2022, CPI increased by 3.15%, core inflation increased by 2.59% compared to 2021, reaching the target set by the National Assembly. With this data, Vietnam's economy be the bright spot of the world in 2022.

EVENT CALENDAR

| Ticker | Ex-right Date | Last register Date | Exercise Date | Type | Rate | Value |
|--------|---------------|--------------------|---------------|------|------|-------|
| DHA | 1/3/2023 | 1/4/2023 | 1/13/2023 | Cash | | 3,000 |
| ND2 | 1/4/2023 | 1/5/2023 | 1/16/2023 | Cash | | 1,000 |
| QNS | 1/4/2023 | 1/5/2023 | 1/16/2023 | Cash | | 1,000 |
| FOX | 1/5/2023 | 1/6/2023 | 2/17/2023 | Cash | | 1,000 |
| DRC | 1/11/2023 | 1/12/2023 | 2/10/2023 | Cash | | 500 |
| VWS | 1/12/2023 | 1/13/2023 | 1/19/2023 | Cash | | 400 |
| DDV | 1/13/2023 | 1/16/2023 | 2/10/2023 | Cash | | 500 |
| BFC | 1/17/2023 | 1/18/2023 | 2/10/2023 | Cash | | 600 |

SELECTED NEWS

Proposing the State Bank to allocate credit room at the beginning of the year to banks;

Bloomberg: Vietnam sees fastest growth in Southeast Asia in 2022;

The scale of Vietnam's GDP in 2022 officially exceeds USD400 billion;

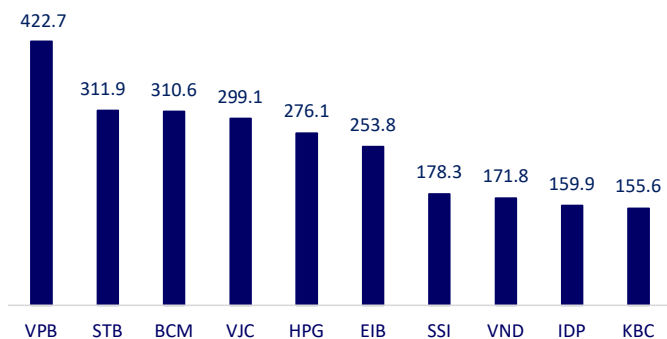
BOJ Kuroda dismisses near-term chance of exiting easy policy;

Biden signs USD1.7 trillion funding bill that includes Ukraine aid;

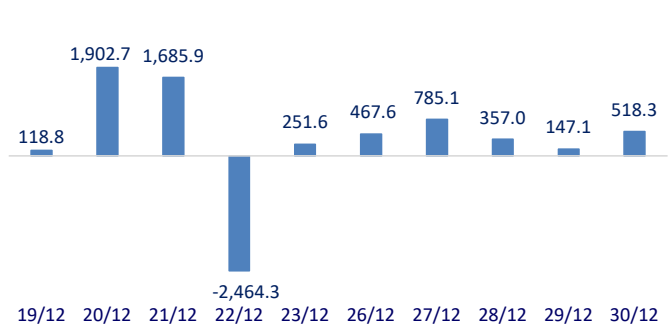
European natural gas prices return to pre-Ukraine war levels.

| | Close | 1D | 5D | Buying vol. | Selling vol. | Content |
|-----|---------|--------|--------|-------------|--------------|--|
| VCB | 80,000 | -0.87% | 1.14% | 2,044,736 | 2,448,388 | VCB: By the end of 2022, VCB's total assets are estimated at more than VND1,649 trillion; deposit balance from market 1 is nearly VND1,370 trillion; credit balance is estimated at over VND1,179 trillion. Notably, the proportion of retail banks in total outstanding loans has increased from 40% in 2017 to over 55% in 2022. Income structure has shifted positively towards increasing the proportion of non-interest income. |
| BID | 38,600 | -3.50% | -1.03% | 5,023,433 | 5,206,715 | |
| CTG | 27,250 | 0.93% | -1.45% | 3,087,293 | 4,906,064 | |
| TCB | 25,850 | -0.39% | -6.34% | 5,187,786 | 4,273,491 | |
| VPB | 17,900 | 0.56% | -2.45% | 24,179,806 | 28,294,195 | |
| MBB | 17,100 | -1.72% | -3.66% | 9,988,703 | 10,691,617 | |
| HDB | 15,950 | 0.31% | -6.18% | 3,458,300 | 3,796,362 | |
| TPB | 21,050 | -1.64% | -4.32% | 4,325,192 | 6,314,101 | |
| STB | 22,500 | 0.67% | -4.26% | 18,164,597 | 26,050,739 | |
| VIB | 19,000 | 0.53% | -3.31% | 3,751,357 | 3,368,447 | |
| ACB | 21,900 | -0.45% | -4.37% | 2,592,357 | 3,417,105 | |
| NVL | 14,000 | -4.44% | -7.28% | 18,675,804 | 29,914,772 | NVL: Requesting Novaland to sell off projects that have not been implemented to restructure the business, focusing on projects that are being implemented. |
| KDH | 26,500 | -5.19% | 0.95% | 1,124,685 | 2,323,054 | |
| PDR | 13,600 | 1.49% | 4.21% | 15,662,776 | 15,637,341 | |
| GAS | 101,500 | -1.07% | 0.00% | 333,355 | 348,468 | Considering the proposal to reduce the environmental protection tax for gasoline and oil to the floor level in 2023 to reduce difficulties for people when gasoline prices are still high. |
| POW | 10,650 | 1.43% | -2.74% | 20,904,143 | 9,689,692 | |
| PLX | 31,700 | 1.12% | 2.59% | 826,484 | 1,473,226 | |
| VIC | 53,800 | 0.37% | -2.36% | 3,906,883 | 4,040,428 | VIC: CEO Le Thi Thu Thuy said VinFast's goal is to sell 1 million electric cars globally in the next 5-6 years, while Tesla takes 12 years to sell the first 100,000 electric cars. |
| VHM | 48,000 | 0.42% | -3.61% | 2,323,487 | 3,979,775 | |
| VRE | 26,300 | -0.75% | 1.94% | 3,249,110 | 3,827,637 | |
| VNM | 76,100 | -1.17% | -0.13% | 2,251,791 | 2,901,200 | MSN: Starting from 09/2022, MSN launched the exclusive WIN membership program, which has so far attracted 600,000 customers and contributed nearly 60% of the revenue of WIN stores. |
| MSN | 93,000 | -1.06% | -2.11% | 664,951 | 1,407,395 | |
| SAB | 166,900 | -3.47% | -4.63% | 346,858 | 377,522 | |
| BVH | 46,600 | 0.22% | -2.71% | 539,040 | 641,259 | "GVR: On December 28, the BOD of Vietnam Rubber Group JSC approved a resolution to adjust the business plan in 2022. In which, the target of consolidated revenue decreased by 5% to nearly VND28.3 trillion. Profit before tax fell 24% to VND4.9 trillion, profit after tax fell 27% to VND3.88 trillion. |
| VJC | 109,500 | 0.27% | -1.79% | 296,652 | 707,702 | |
| FPT | 76,900 | 0.92% | -1.41% | 1,139,549 | 1,508,904 | |
| MWG | 42,900 | 0.00% | -6.33% | 2,877,551 | 3,566,616 | |
| GVR | 13,800 | 0.00% | -3.83% | 1,668,914 | 1,626,697 | |
| SSI | 17,700 | 0.57% | -3.28% | 21,415,479 | 16,415,191 | |
| HPG | 18,000 | 0.00% | -1.91% | 26,819,764 | 32,717,477 | |

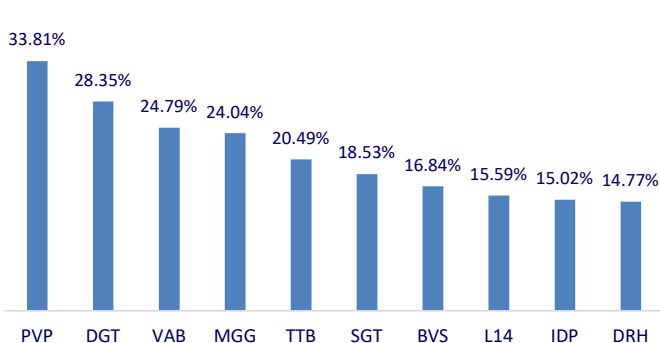
Top highest total traded value stocks (Billion VND)



Foreign net flow 10 nearest sessions (Billion VND)



Top increases in 3 sessions with liquidity



Top decreases in 3 sessions with liquidity

