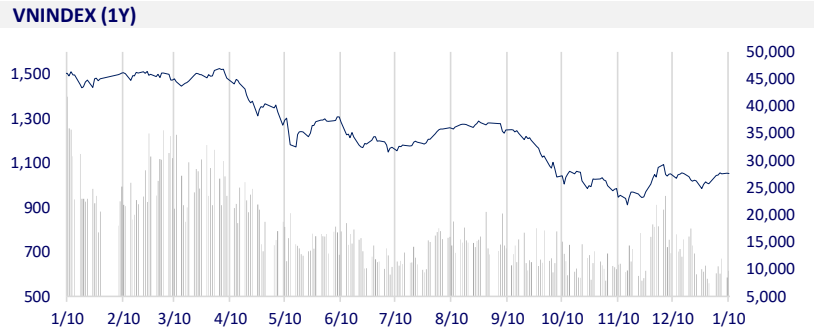
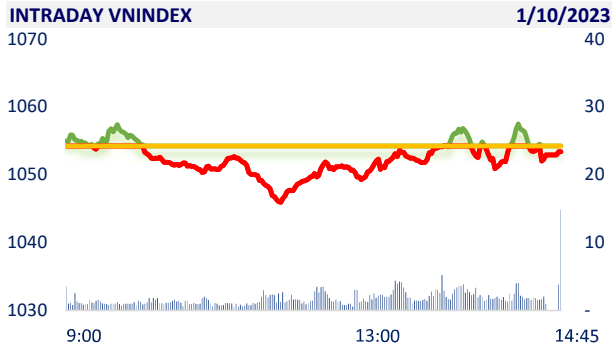
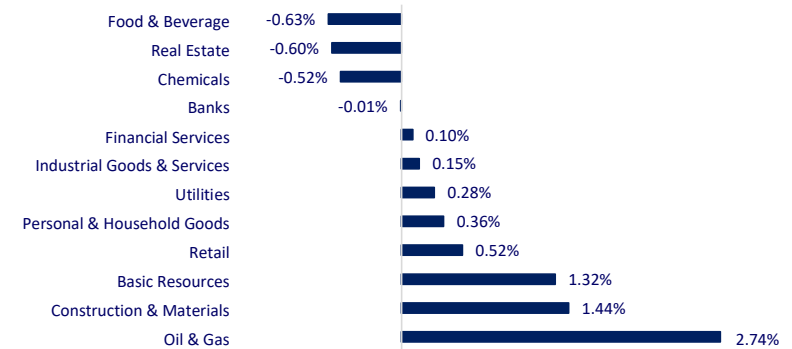


VIETNAM STOCK MARKET		1D	YTD
VN-INDEX	1,053.35	-0.08%	4.59%
VN30	1,060.53	-0.06%	5.51%
HNX	210.63	0.46%	2.59%
UPCOM	72.48	-0.34%	1.16%
Net Foreign buy (B)	464.84		
Total trading value (B)	10,985.09	14.50%	27.50%

The market was more active today with a trading volume nearly 10% higher than the previous session, but in terms of scores, there was still no improvement. The highlight of today's session was the breakthrough of public investment stocks, leading the gain, including some stocks that hit the ceiling like VCG, HHV, FCN, KSB.



ETF & DERIVATIVES		1D	YTD
E1VFN30	18,070	0.11%	4.27%
FUEMAV30	12,510	0.08%	4.95%
FUESSV30	12,810	-0.08%	2.64%
FUESSV50	14,520	-1.63%	3.35%
FUESSVFL	15,210	0.60%	5.99%
FUEVFN30	23,100	-0.39%	3.13%
FUEVN100	13,500	-0.88%	4.25%
VN30F2306	1,031.30	0.03%	
VN30F2303	1,045.50	0.51%	
VN30F2302	1,052.30	0.54%	
VN30F2301	1,056.60	0.28%	

CHANGE IN PRICE BY SECTOR


GLOBAL MARKET		1D	YTD
Nikkei	26,175.56	0.78%	0.31%
Shanghai	3,169.51	-0.21%	2.60%
Kospi	2,351.31	0.05%	5.14%
Hang Seng	21,331.46	-0.27%	7.84%
STI (Singapore)	3,262.91	-1.29%	0.36%
SET (Thailand)	1,691.41	0.02%	1.26%
Brent oil (\$/barrel)	80.06	0.54%	-6.81%
Gold (\$/ounce)	1,879.20	0.06%	2.90%

Core consumer prices in Japan's capital, a leading indicator of nationwide trends, rose a faster-than-expected 4.0% in December from a year earlier, exceeding the central bank's 2% target for a seventh straight month in a sign of broadening inflationary pressure.

VIETNAM ECONOMY		1D (bps)	YTD (bps)
Vnibor	5.17%	9	20
Deposit interest 12M	7.40%	0	0
5 year-Gov. Bond	4.69%	2	-10
10 year-Gov. Bond	4.70%	-2	-20
USD/VND	23,650	0.17%	-0.46%
EUR/VND	25,618	-1.04%	-0.16%
CNY/VND	3,528	-0.14%	1.23%

On January 10, the State Bank net withdrew about VND13,000 billion. In the OMO channel, SBV bought VND5,648 billion, interest rate of 6%/year with a term of 7 days. In the treasury bill issuance channel, SBV sold VND18,500 billion of bills with interest rate of 6%/year with a term of 7 days.

EVENT CALENDAR

Ticker	Ex-right Date	Last register Date	Exercise Date	Type	Rate	Value
LIX	1/10/2023	1/11/2023	1/17/2023	Cash		1,500
VTK	1/10/2023	1/11/2023	2/14/2023	Stock	10000:7478	
DRC	1/11/2023	1/12/2023	2/10/2023	Cash		500
DDV	1/13/2023	1/16/2023	2/10/2023	Cash		500
BFC	1/17/2023	1/18/2023	2/10/2023	Cash		600
HVT	1/17/2023	1/18/2023	2/14/2023	Cash		1,500
TLH	1/18/2023	1/19/2023	2/10/2023	Cash		500
PAC	1/18/2023	1/19/2023	2/14/2023	Cash		1,000

SELECTED NEWS

Vietnam's iron and steel exports recorded recovery signals;

Vietnam spends nearly USD9 billion on petroleum imports in 2022;

Banks expects credit to increase by 13.7% in 2023;

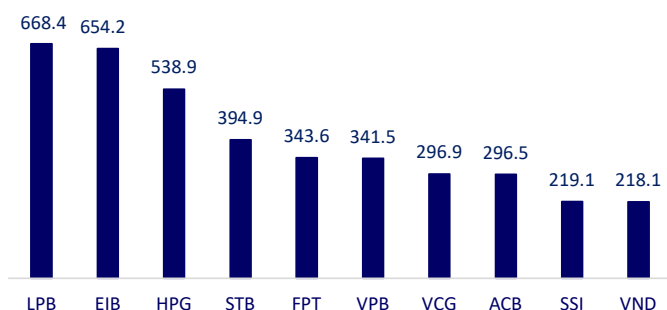
Japan: The number of daily COVID-19 cases nears 100,000;

Billionaire Jeff Bezos may return to Amazon;

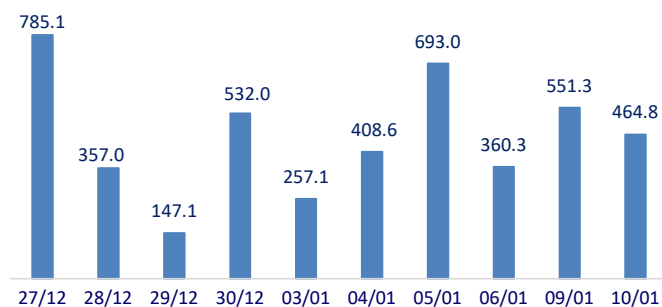
Apple plans to drop key broadcom chip to use in-house design by 2025.

	Close	1D	5D	Buying vol.	Selling vol.	Content
VCB	87,300	0.46%	5.69%	3,311,695	3,734,403	TPB: TPB announced business results in 2022 with pre-tax profit of VND7,828 billion, equivalent to an increase of about 30% compared to 2021. Total assets recorded an increase of more than 12% compared to the same period last year, reaching the milestone of nearly VND329 trillion. TPBank's total operating income this year reached over VND15,600 billion, up more than 15.5% compared to 2021. Net profit from services reached about VND2,700 billion, up nearly 75% over the same period.
BID	41,300	0.73%	0.24%	2,476,296	2,658,201	
CTG	28,550	-1.89%	1.96%	4,813,805	8,053,949	
TCB	27,450	-1.08%	0.00%	4,396,429	6,022,911	
VPB	18,700	-0.80%	1.08%	23,736,735	27,012,780	
MBB	18,200	-0.27%	1.11%	12,598,666	12,956,679	
HDB	16,750	0.00%	1.52%	3,919,467	2,902,590	
TPB	22,500	0.00%	2.74%	5,360,796	5,944,011	
STB	24,950	1.22%	6.17%	39,693,724	28,303,668	
VIB	21,150	0.00%	6.28%	6,968,821	8,154,711	
ACB	23,450	1.52%	3.30%	5,887,600	5,342,489	DKRA group forecasts that the supply in the apartment segment in 2023 will decrease sharply to 20,000 units, equal to about 75% compared to 2022.
NVL	13,950	0.72%	-4.78%	19,394,186	21,964,001	
KDH	27,900	-0.18%	-0.36%	1,921,975	2,696,493	
PDR	14,250	0.00%	-2.06%	11,239,795	11,826,404	
GAS	104,600	0.10%	-0.38%	513,379	437,850	
POW	11,700	0.86%	5.88%	24,329,339	12,545,332	
PLX	36,850	3.80%	11.84%	1,907,015	1,945,717	
VIC	54,500	-0.91%	-4.05%	3,046,823	2,680,558	
VHM	49,750	-0.90%	0.71%	1,117,307	1,663,654	
VRE	29,400	0.00%	4.63%	1,774,017	3,309,271	
VNM	81,000	0.37%	3.18%	1,826,321	2,949,721	PLX: In Q4/2022, consolidated revenue is estimated at more than VND74,200 billion and pre-tax profit is estimated at VND1,454 billion, up 50% and 75% respectively compared to 2021.
MSN	95,400	-1.14%	-0.63%	911,899	1,218,553	
SAB	176,100	-1.95%	4.20%	184,519	170,887	
BVH	48,000	0.21%	0.63%	652,797	678,241	
VJC	109,100	-0.09%	-2.33%	492,087	555,278	
FPT	80,400	0.12%	0.50%	1,469,039	1,966,733	
MWG	42,200	0.48%	-3.98%	2,393,125	2,670,770	
GVR	14,400	0.00%	-1.37%	2,988,865	3,156,743	
SSI	18,900	-0.53%	0.00%	22,928,106	22,483,586	
HPG	19,800	1.02%	2.86%	45,962,635	71,503,394	

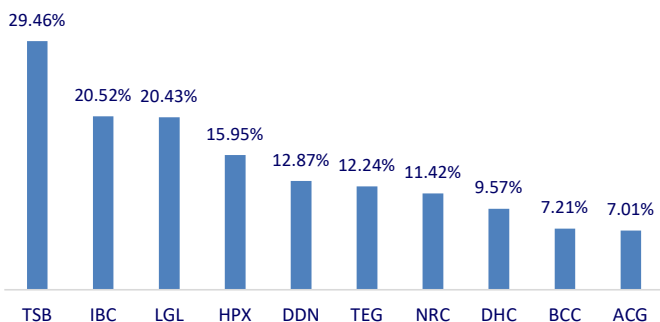
Top highest total traded value stocks (Billion VND)



Foreign net flow 10 nearest sessions (Billion VND)



Top increases in 3 sessions with liquidity



Top decreases in 3 sessions with liquidity

