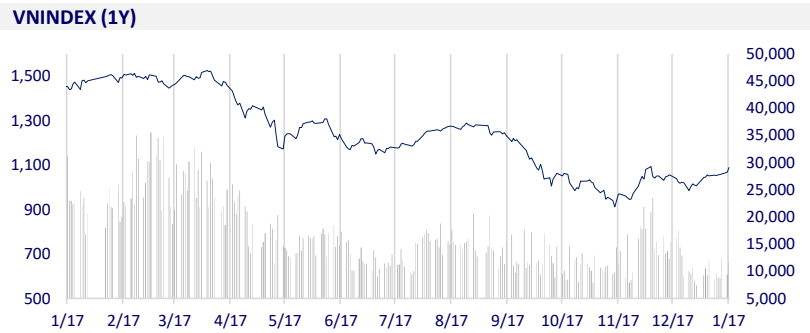
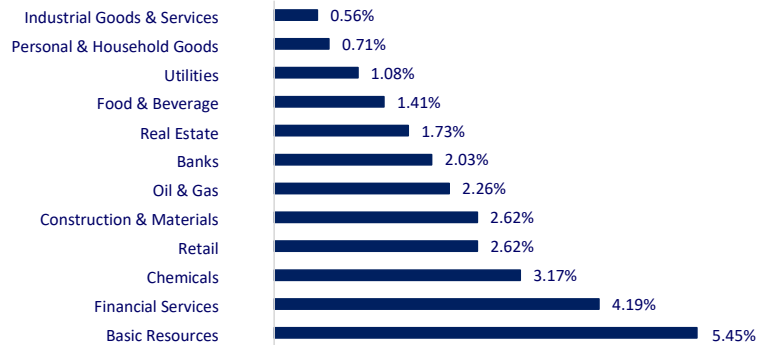


| VIETNAM STOCK MARKET    |           | 1D     | YTD    |
|-------------------------|-----------|--------|--------|
| VN-INDEX                | 1,088.29  | 2.03%  | 8.06%  |
| VN30                    | 1,103.73  | 2.60%  | 9.80%  |
| HNX                     | 215.15    | 2.02%  | 4.79%  |
| UPCOM                   | 72.97     | 1.04%  | 1.84%  |
| Net Foreign buy (B)     | 818.51    |        |        |
| Total trading value (B) | 13,194.59 | 26.50% | 53.14% |

After 8 consecutive sideways trading sessions, VN-Index had an explosive session right before the Lunar New Year holiday. Banking and steel stocks, along with strong cash flow from foreign investors, were the most contributing factors that helped VN-Index gain strongly today.



| ETF & DERIVATIVES |          | 1D    | YTD    |
|-------------------|----------|-------|--------|
| E1VFN30           | 18,780   | 2.90% | 8.37%  |
| FUEMAV30          | 13,000   | 2.52% | 9.06%  |
| FUESSV30          | 13,520   | 1.96% | 8.33%  |
| FUESSV50          | 15,330   | 2.13% | 9.11%  |
| FUESSVFL          | 15,900   | 2.71% | 10.80% |
| FUEVFN30          | 23,530   | 1.07% | 5.04%  |
| FUEVN100          | 14,010   | 0.72% | 8.19%  |
| VN30F2306         | 1,084.40 | 2.99% |        |
| VN30F2303         | 1,099.00 | 3.39% |        |
| VN30F2302         | 1,115.00 | 4.04% |        |
| VN30F2301         | 1,107.00 | 2.96% |        |

**CHANGE IN PRICE BY SECTOR**


| GLOBAL MARKET         |           | 1D     | YTD    |
|-----------------------|-----------|--------|--------|
| Nikkei                | 26,138.68 | 1.23%  | 0.17%  |
| Shanghai              | 3,224.24  | -0.10% | 4.37%  |
| Kospi                 | 2,379.39  | -0.85% | 6.39%  |
| Hang Seng             | 21,577.64 | -0.78% | 9.08%  |
| STI (Singapore)       | 3,280.51  | -0.09% | 0.90%  |
| SET (Thailand)        | 1,681.11  | -0.22% | 0.64%  |
| Brent oil (\$/barrel) | 84.70     | 0.55%  | -1.41% |
| Gold (\$/ounce)       | 1,908.55  | -0.55% | 4.51%  |

At the end of the session, Asian markets mostly dropped. The Chinese market decreased slightly as GDP growth was only 3%, lower than the expectation of 5.5%. In contrast, the Nikkei 225 gained quite strongly in today's session as the confidence that global inflation was under control and the opening of China erased worries about the BOJ's economic tightening in the future.

| VIETNAM ECONOMY      |        | 1D (bps) | YTD (bps) |
|----------------------|--------|----------|-----------|
| Vnibor               | 6.28%  | -20      | 131       |
| Deposit interest 12M | 7.40%  | 0        | 0         |
| 5 year-Gov. Bond     | 4.57%  | -1       | -22       |
| 10 year-Gov. Bond    | 4.61%  | -2       | -30       |
| USD/VND              | 23,592 | 0.03%    | -0.71%    |
| EUR/VND              | 26,081 | 0.01%    | 1.64%     |
| CNY/VND              | 3,528  | -0.59%   | 1.23%     |

Responding to voters' petitions to support lending interest rates in USD for enterprises engaged in import and export activities, the SBV considered that supporting foreign currency lending interest rates would increase the demand for foreign currency, especially in the context of complicated international market movements causing pressure on the domestic exchange rate.

**EVENT CALENDAR**

| Ticker | Ex-right Date | Last register Date | Exercise Date | Type | Rate | Value |
|--------|---------------|--------------------|---------------|------|------|-------|
| HCM    | 1/17/2023     | 1/18/2023          | 2/8/2023      | Cash |      | 250   |
| BFC    | 1/17/2023     | 1/18/2023          | 2/10/2023     | Cash |      | 600   |
| HVT    | 1/17/2023     | 1/18/2023          | 2/14/2023     | Cash |      | 1,500 |
| TLH    | 1/18/2023     | 1/19/2023          | 2/10/2023     | Cash |      | 500   |
| PAC    | 1/18/2023     | 1/19/2023          | 2/14/2023     | Cash |      | 1,000 |
| CSV    | 1/31/2023     | 2/1/2023           | 2/13/2023     | Cash |      | 1,000 |
| MH3    | 2/7/2023      | 2/8/2023           | 2/28/2023     | Cash |      | 2,000 |
| DNT    | 2/9/2023      | 2/10/2023          | 3/1/2023      | Cash |      | 500   |

## SELECTED NEWS

Construction of North-South Expressway through Tet;

The Ministry of Finance proposes many policies to support businesses in 2023;

Warn the risk of credit flowing into bond rolling;

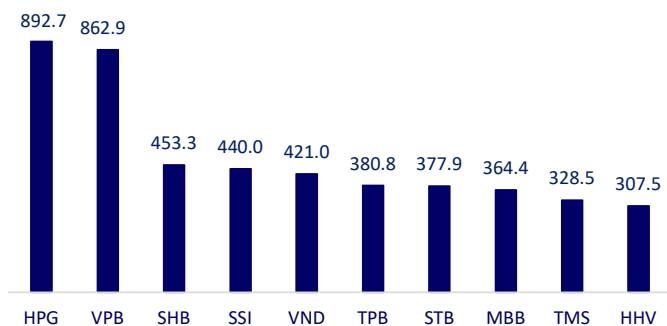
China's GDP growth of 3% in 2022;

IMF: Economic fragmentation could reduce global GDP by 7%;

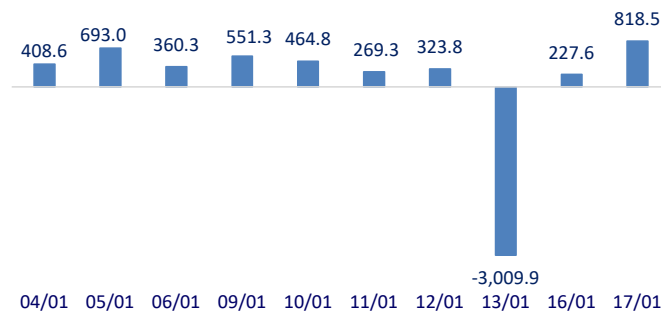
China's population fell for the first time in more than 60 years.

|     | Close   | 1D     | 5D     | Buying vol. | Selling vol. | Content  |
|-----|---------|--------|--------|-------------|--------------|--|
| VCB | 89,400  | 2.41%  | 2.41%  | 1,254,131   | 1,184,238    | VCB: In 2022, Vietcombank business targets have all met and exceeded the assigned plan. Specifically, the bank's capital mobilization in Market I reached VND1.26 million billion, up 9.1% compared to 2021, reaching 100% of the 2022 plan. The CASA reached 34%, an increase of 1.8% compared to 2021. Wholesale capital mobilization increased by 10.4%. Retail deposit mobilization grew at 8.0% compared to 2021. |
| BID | 44,950  | 0.56%  | 8.84%  | 2,362,488   | 3,057,905    |  |
| CTG | 30,600  | 2.00%  | 7.18%  | 5,728,740   | 6,600,431    |  |
| TCB | 29,000  | 3.20%  | 5.65%  | 10,673,678  | 14,847,192   |  |
| VPB | 19,600  | 1.03%  | 4.81%  | 48,804,320  | 49,993,381   |  |
| MBB | 19,400  | 4.86%  | 6.59%  | 34,875,201  | 29,877,270   |  |
| HDB | 17,250  | 2.07%  | 2.99%  | 3,527,746   | 3,681,558    |  |
| TPB | 23,000  | 4.55%  | 2.22%  | 25,249,336  | 18,294,187   |  |
| STB | 26,550  | 4.12%  | 6.41%  | 39,876,605  | 24,805,436   |  |
| VIB | 22,900  | 2.69%  | 8.27%  | 6,815,570   | 5,955,638    |  |
| ACB | 25,300  | 1.20%  | 7.89%  | 8,118,690   | 7,327,682    |  |
| NVL | 14,000  | 2.56%  | 0.36%  | 20,967,058  | 17,927,292   | KDH: KDH was officially removed from the VN30 list and replaced by BCM from 6/2/2023.  |
| KDH | 26,800  | 1.71%  | -3.94% | 1,845,905   | 1,220,829    |  |
| PDR | 14,100  | 2.92%  | -1.05% | 11,567,345  | 9,601,950    |  |
| GAS | 104,200 | 1.17%  | -0.38% | 542,960     | 522,580      | GAS: On January 16, 2023, PV GAS appointed the Director of Khi Vung Tau and Deputy Head of Construction Investment Department of PV Gas.   |
| POW | 12,150  | 2.53%  | 3.85%  | 24,345,752  | 21,940,690   |  |
| PLX | 37,350  | 1.49%  | 1.36%  | 1,898,779   | 1,256,534    |  |
| VIC | 55,200  | 0.73%  | 1.28%  | 2,394,289   | 2,323,107    | VIC: In December 2022, VF handed over 2,730 VF8 units to domestic consumers. With this sales level, VinFast VF8 ranks 3rd in the top 10 best-selling cars of the month.  |
| VHM | 52,000  | 1.36%  | 4.52%  | 2,285,591   | 2,439,557    |  |
| VRE | 29,850  | 4.74%  | 1.53%  | 3,193,715   | 3,453,776    |  |
| VNM | 80,900  | 1.89%  | -0.12% | 2,240,397   | 2,999,566    | VNM: Optimum Gold of Vinamilk is the first baby formula product in Asia to win the Purity Award - the US award for purity, safety and transparency for consumers.  |
| MSN | 97,500  | 2.74%  | 2.20%  | 1,067,486   | 1,112,427    |  |
| SAB | 187,000 | -0.80% | 6.19%  | 218,808     | 126,845      |  |
| BVH | 48,600  | 0.93%  | 1.25%  | 914,186     | 918,862      | FPT: By the end of 2022, FPT's revenue reached more than VND44 trillion, an increase of over 23% compared to the previous year, reaching 104% of the year plan. Pre-tax income reached more than VND7.6 trillion, up 21% over the previous year, reaching 100% of the year plan. FPT recorded a net profit of nearly VND5.3 trillion, up 22% over the same period in 2021.   |
| VJC | 110,600 | 3.08%  | 1.37%  | 679,708     | 617,894      |  |
| FPT | 82,000  | 1.49%  | 1.99%  | 1,770,569   | 1,548,532    |  |
| MWG | 43,050  | 2.74%  | 2.01%  | 4,473,052   | 5,408,181    |  |
| GVR | 15,750  | 3.62%  | 9.38%  | 5,870,688   | 6,491,637    |  |
| SSI | 20,400  | 5.15%  | 7.94%  | 39,627,100  | 36,262,074   |  |
| HPG | 21,650  | 6.91%  | 9.34%  | 87,334,549  | 56,098,833   |  |

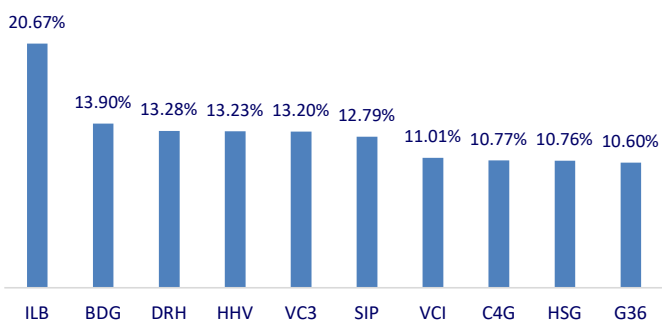
Top highest total traded value stocks (Billion VND)



Foreign net flow 10 nearest sessions (Billion VND)



Top increases in 3 sessions with liquidity



Top decreases in 3 sessions with liquidity

