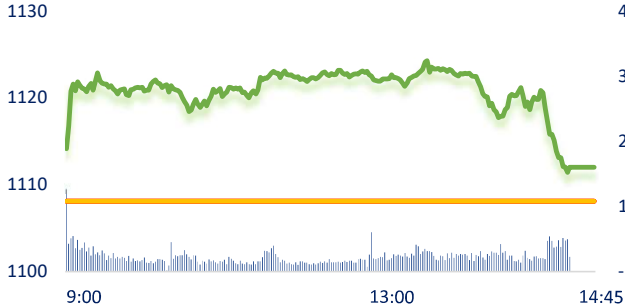
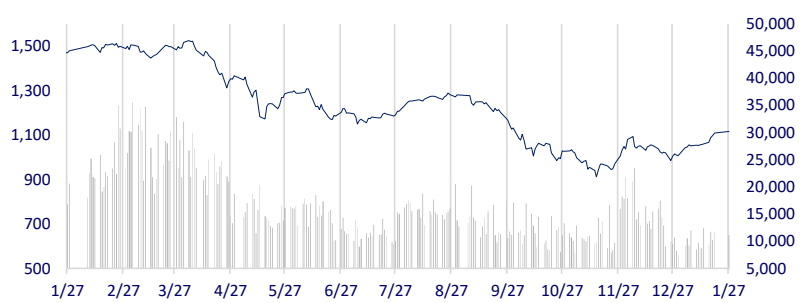
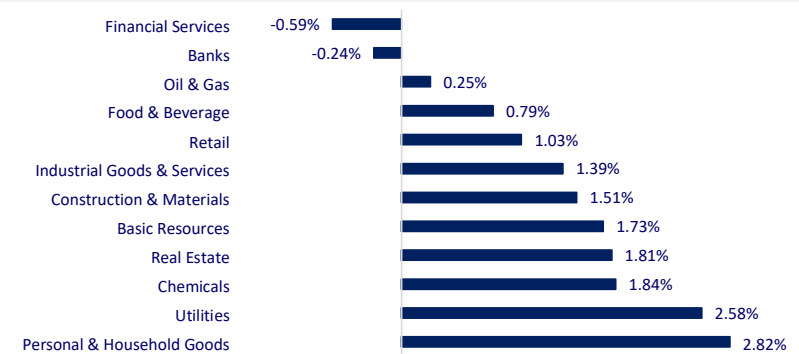


VIETNAM STOCK MARKET		1D	YTD
VN-INDEX	1,117.10	0.81%	10.92%
VN30	1,130.65	0.78%	12.48%
HNX	220.76	0.40%	7.53%
UPCOM	74.99	1.37%	4.66%
Net Foreign buy (B)	554.87		
Total trading value (B)	12,579.54	-4.25%	46.00%

The market rallied strongly at the beginning of the morning with a positive response from the US GDP growth data exceeding expectations as well as the good sentiment of investors after Tet. However, the market gaining momentum began to fade at the end of the afternoon when lots of unsatisfactory business results were announced. The most positive sectors in the market today are retail, utilities, public investment...

INTRADAY VNINDEX 1/27/2023

VNINDEX (1Y)


ETF & DERIVATIVES		1D	YTD
E1VFN30	19,210	-0.98%	10.85%
FUEMAV30	13,320	0.30%	11.74%
FUESSV30	13,810	0.07%	10.66%
FUESSV50	15,930	1.21%	13.38%
FUESSVFL	16,310	0.62%	13.66%
FUEVFN30	24,460	2.77%	9.20%
FUEVN100	14,580	1.82%	12.59%
VN30F2306	1,106.10	0.38%	
VN30F2303	1,111.60	0.88%	
VN30F2302	1,125.10	0.55%	
VN30F2301	1,127.00	0.54%	

CHANGE IN PRICE BY SECTOR


GLOBAL MARKET		1D	YTD
Nikkei	27,382.56	0.07%	4.94%
Shanghai	3,264.81	0.00%	5.68%
Kospi	2,484.02	0.62%	11.07%
Hang Seng	22,688.90	0.54%	14.70%
STI (Singapore)	3,394.21	3.18%	4.39%
SET (Thailand)	1,681.65	0.62%	0.68%
Brent oil (\$/barrel)	88.62	1.23%	3.15%
Gold (\$/ounce)	1,925.35	-0.29%	5.43%

At the end of the session, Asian stocks increased following the US market yesterday as investors looked at lots of business result reports and higher-than-expected US GDP figures for the fourth quarter of 2022.

VIETNAM ECONOMY		1D (bps)	YTD (bps)
Vnibor	6.20%	-12	123
Deposit interest 12M	7.40%	0	0
5 year-Gov. Bond	4.53%	-3	-26
10 year-Gov. Bond	4.58%	0	-32
USD/VND	23,636	-0.14%	-0.52%
EUR/VND	26,282	0.88%	2.43%
CNY/VND	3,529	0.03%	1.26%

The dollar rose after data showed the US economy maintained its growth rate in the fourth quarter of 2022, although the momentum seems to slow down towards the end of the year.

EVENT CALENDAR

Ticker	Ex-right Date	Last register Date	Exercise Date	Type	Rate	Value
LBE	1/30/2023	1/31/2023		Stock	11:9	
DBT	1/30/2023	1/31/2023		Stock	10:1	
CSV	1/31/2023	2/1/2023	2/13/2023	Cash		1,000
BST	1/31/2023	2/1/2023	2/16/2023	Cash		1,100
DXP	1/31/2023	2/1/2023		Stock	100:8	
IJC	2/3/2023	2/6/2023		Stock	100:16	
TDM	2/6/2023	2/7/2023	5/5/2023	Cash		1,300
MH3	2/7/2023	2/8/2023	2/28/2023	Cash		2,000

SELECTED NEWS

Minister of Finance: Continuing to extend and delay tax for businesses;

Hanoi tourism collects more than VND1,000 billion during Tet holiday;

Dung Quat Oil Refinery maintains operation at 110% capacity during Tet holiday;

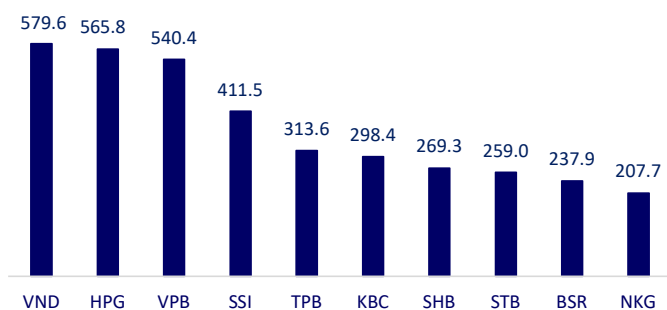
BOJ shows no sign of monetary policy change in January meeting;

Germany can avoid a recession in 2023;

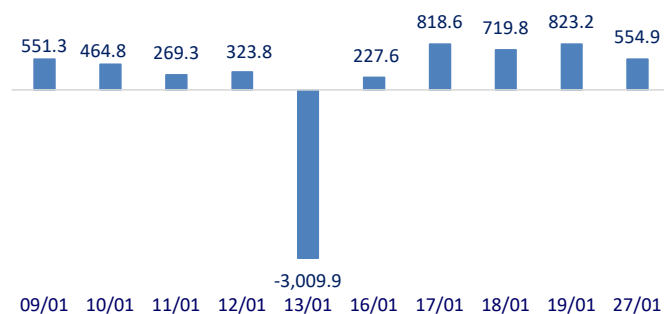
Boeing reported a loss of more than \$660 million in the fourth quarter of 2022.

	Close	1D	5D	Buying vol.	Selling vol.	Content
VCB	93,000	0.00%	0.00%	1,954,004	2,240,406	TPB: Tien Phong Commercial Joint Stock Bank (TPBank) reported a pre-tax income of more than VND7,828 billion in 2022, increasing 30% compared to the previous year, thanks to increased revenue from services and from written-off debts. For the whole year of 2022, TPBank net interest income increased by 14% compared to the previous year, reaching nearly VND11,387 billion.
BID	44,550	-3.05%	-3.05%	2,365,009	3,362,362	
CTG	30,350	-2.41%	-2.41%	5,193,686	7,340,230	
TCB	29,050	-0.17%	-0.17%	7,682,897	8,757,045	
VPB	19,700	1.03%	1.03%	43,444,627	41,533,689	
MBB	19,700	0.51%	0.51%	13,717,446	16,012,098	
HDB	17,700	1.14%	1.14%	2,649,381	3,862,528	
TPB	24,500	2.08%	2.08%	22,487,003	19,830,772	
STB	26,650	-0.56%	-0.56%	17,662,551	16,420,786	
VIB	23,350	1.97%	1.97%	8,012,885	5,605,881	
ACB	26,350	1.35%	1.35%	5,493,623	6,794,488	PDR: In quarter 4/2022, Phat Dat pre-tax loss is nearly VND229.5 billion, while the same period income is nearly VND751.5 billion.
NVL	13,950	-0.71%	-0.71%	20,012,012	24,565,221	
KDH	27,650	0.18%	0.18%	1,401,662	1,776,522	
PDR	13,700	-3.18%	-3.18%	10,011,500	12,000,312	
GAS	108,200	3.54%	3.54%	1,013,831	843,216	
POW	12,200	0.00%	0.00%	12,778,824	15,053,186	
PLX	38,100	0.26%	0.26%	944,284	1,019,737	
VIC	59,200	3.14%	3.14%	2,705,239	3,811,732	
VHM	53,300	2.11%	2.11%	1,566,063	2,297,848	
VRE	30,300	2.19%	2.19%	2,313,535	4,498,241	
VNM	80,000	-1.60%	-1.60%	2,968,595	3,790,801	POW: Nhon Trach 2 (NT2) - a subsidiary of PV Power has exceeded 56% of its profit target for the year, accordingly, the company is likely to pay a cash dividend in 2022 at the rate of 18% - 20%. Vingroup stocks gained impressively in the first session of the year of the Cat as a pillar for VN-Index. MSN: Mr. Nguyen Dang Quang, Chairman of Masan Group is the only Vietnamese businessman, born in the year of the Cat, honored by Forbes in the global billionaires list with a fortune of \$1.6 billion. SSI: SSI Securities Joint Stock Company has just announced business results for the fourth quarter of 2022 with total revenue down 46% over the same period, to VND1,465 billion and pre-tax income down 77%, to nearly VND289 billion.
MSN	103,700	1.67%	1.67%	873,236	1,237,389	
SAB	193,100	3.98%	3.98%	244,606	226,445	
BVH	51,000	2.20%	2.20%	1,083,841	1,323,954	
VJC	116,200	1.48%	1.48%	272,910	400,681	
FPT	84,000	0.12%	0.12%	1,505,739	2,123,266	
MWG	45,900	0.66%	0.66%	3,290,974	4,370,550	
GVR	16,850	3.37%	3.37%	4,156,696	4,803,733	
SSI	20,950	-1.18%	-1.18%	28,052,160	36,088,431	
HPG	21,500	1.65%	1.65%	45,117,552	40,888,216	

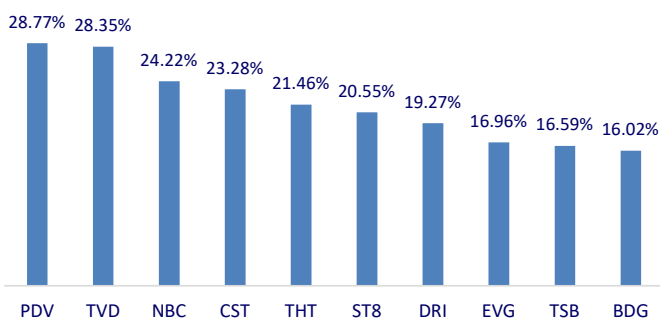
Top highest total traded value stocks (Billion VND)



Foreign net flow 10 nearest sessions (Billion VND)



Top increases in 3 sessions with liquidity



Top decreases in 3 sessions with liquidity

