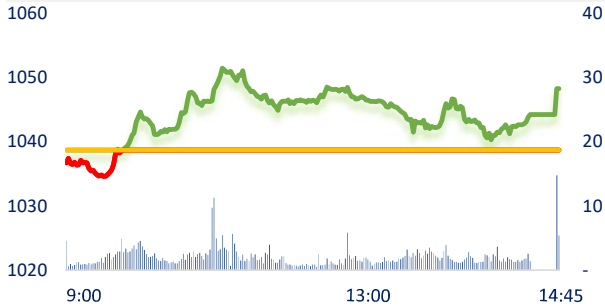
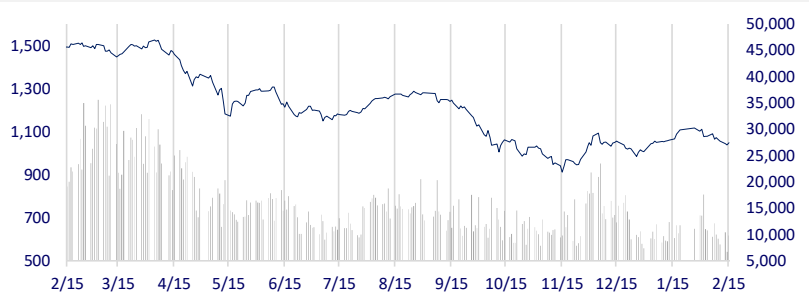
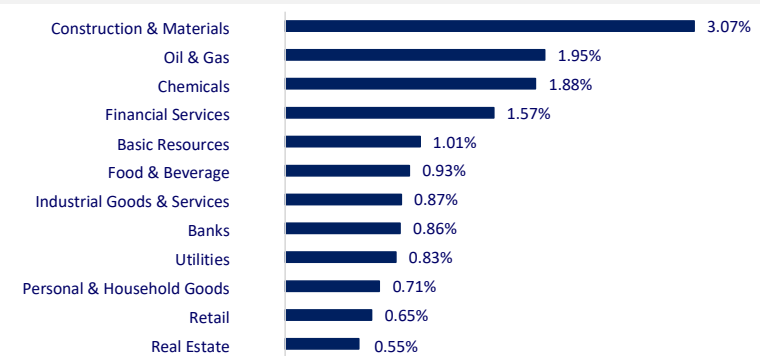


VIETNAM STOCK MARKET		1D	YTD
VN-INDEX	1,048.20	0.92%	4.08%
VN30	1,043.34	0.81%	3.80%
HNX	207.97	1.52%	1.30%
UPCOM	79.47	1.96%	10.91%
Net Foreign buy (B)	-321.57		
Total trading value (B)	11,227.87	49.67%	30.32%

Session 15/02, the market almost regained what was lost in the previous two sessions with the liquidity improved by more than 46% compared to the session 14/02. Many public investment stocks have increased to price ceiling such as VCG, KSB, PLC, LCG,...after some rumors related to the list of winning businesses of 12 north-south expressway component projects.

**INTRADAY VNINDEX 2/15/2023**

**VNINDEX (1Y)**


ETF & DERIVATIVES		1D	YTD
E1VFN30	17,740	0.51%	2.37%
FUEMAV30	12,260	0.66%	2.85%
FUESSV30	12,810	0.87%	2.64%
FUESSV50	15,480	-3.25%	10.18%
FUESSVFL	14,810	1.37%	3.21%
FUEVFN30	22,650	0.27%	1.12%
FUEVN100	13,200	-0.15%	1.93%
VN30F2309	1,028.20	1.00%	
VN30F2306	1,032.90	1.14%	
VN30F2303	1,036.50	1.10%	
VN30F2302	1,037.00	0.59%	

**CHANGE IN PRICE BY SECTOR**


GLOBAL MARKET		1D	YTD
Nikkei	27,501.86	-0.37%	5.39%
Shanghai	3,280.49	-0.39%	6.19%
Kospi	2,427.90	-1.53%	8.56%
Hang Seng	20,812.17	-1.43%	5.21%
STI (Singapore)	3,280.82	-1.13%	0.91%
SET (Thailand)	1,647.39	-0.32%	-1.38%
Brent oil (\$/barrel)	84.53	-1.03%	-1.61%
Gold (\$/ounce)	1,846.90	-1.10%	1.13%

Asian stocks slipped following U.S. inflation data and remarks from central bank officials that have investors worrying interest rates are going to be higher for longer. Meanwhile, China's central bank ramped up medium-term liquidity injections, while keeping the interest rate unchanged, matching market expectations. But the mainland's stock markets slid broadly by early afternoon as investors wait for more signs of whether an expected economic recovery is gaining traction and result in sharp declines until at the end of the session.

VIETNAM ECONOMY		1D (bps)	YTD (bps)
Vnibor	4.10%	-34	-87
Deposit interest 12M	7.40%	0	0
5 year-Gov. Bond	3.91%	-6	-88
10 year-Gov. Bond	4.09%	-2	-81
USD/VND	23,793	0.10%	0.14%
EUR/VND	26,067	-0.05%	1.59%
CNY/VND	3,523	-0.11%	1.09%

Session 15/02, the State Bank continued to withdraw about VND29,999 billion through the channel of issuing bills for 12 commercial banks. In which, T-bills with term of 7 days have interest rate of 5%/year, with total value of T-bills is VND24,999 billion. T-bills with term of 91 days have interest rate of 5.75%/year, with total value of VND5,000 billion.

**EVENT CALENDAR**

Ticker	Ex-right Date	Last register Date	Exercise Date	Type	Rate	Value
SHP	2/16/2023	2/17/2023	2/28/2023	Cash		1,000
EIB	2/17/2023	2/20/2023		Stock	100:20	
ICG	2/17/2023	2/20/2023	3/9/2023	Cash		500
SMB	2/20/2023	2/21/2023	2/28/2023	Cash		1,000
DNC	2/21/2023	2/22/2023	2/28/2023	Cash		1,500
NDP	2/23/2023	2/24/2023	4/26/2023	Cash		500
DAD	2/23/2023	2/24/2023	3/22/2023	Cash		1,500
BDB	2/28/2023	3/1/2023	4/14/2023	Cash		1,000

## SELECTED NEWS

Textiles enter the race to compete for market share in the domestic market;

Vietnam's exports in 2022 ranked second in ASEAN-6, higher than Thailand and the Philippines combined;

At the end of 2023, Quang Ngai will operate a VND10,000 billion pulp mill;

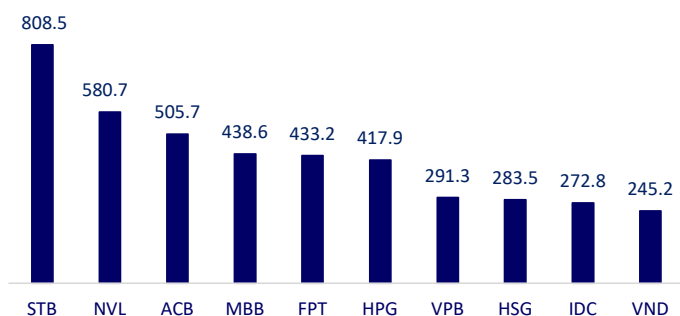
Warren Buffett's quick USD3.7 billion sale of TSMC stock spooks investors;

Russia wants the UN to punish the Nord Stream case after revealing the blockbuster;

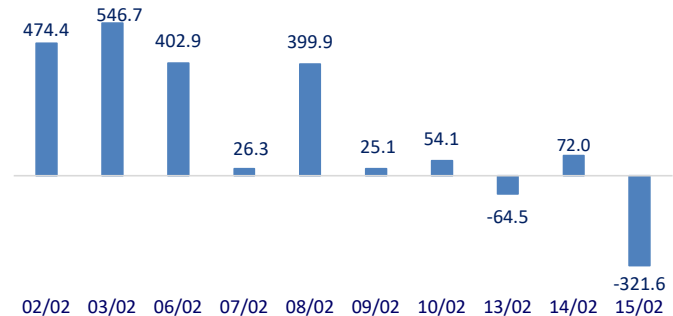
OPEC raises world oil demand forecast for 2023.

	Close	1D	5D	Buying vol.	Selling vol.	Content
VCB	93,000	0.54%	-1.27%	1,592,702	1,579,521	According to financial statements published by 28 banks, by the end of 2022, banks collect funds from customer deposits with a total of more than VND8,300 trillion, up 10.7% over the same period last year. In which, 16/28 banks recorded an increase in deposits balance by over 10%. Most impressive is TPBank with the growth rate of deposits up to approximately 40% over the past year, far surpassing the next position of VPBank with 25%, ABBank and MSB with 24%, LienVietPostBank with 20%, HDBank with 17.74%...
BID	44,000	1.38%	-1.12%	1,707,064	1,644,876	
CTG	28,900	0.70%	-3.34%	2,811,657	3,497,168	
TCB	27,400	2.05%	-1.62%	4,755,388	4,726,255	
VPB	17,200	2.99%	-4.18%	23,052,655	21,363,365	
MBB	18,000	0.84%	-2.17%	14,986,851	23,465,087	
HDB	17,800	0.85%	-2.73%	2,904,830	3,165,629	
TPB	23,800	1.28%	-3.25%	11,780,607	11,455,490	
STB	23,350	-4.30%	-6.60%	59,250,525	56,358,797	
VIB	20,700	0.98%	-6.76%	5,535,287	5,399,529	
ACB	24,550	2.94%	-0.41%	5,234,903	4,981,664	
NVL	11,150	-6.69%	-22.03%	64,280,317	104,714,879	NVL: Petroleum Securities (PSI) requests Novaland to remedy the non-payment of a VND1,000 billion bond, which PSI represented as the owner, consultant and secured asset manager.
BCM	84,900	0.47%	0.47%	113,461	97,353	
PDR	10,900	2.83%	-11.74%	12,028,160	10,071,736	POW: PV Power has just announced January business results with estimated revenue of VND1,712 billion, down 21% over the same period.
GAS	107,100	1.42%	-0.19%	412,619	542,084	
POW	12,000	1.27%	-2.04%	36,629,520	12,159,249	VIC: After information from Bloomberg that Mr. Pham Nhat Vuong has no plans to personally invest any more money in VinFast, VIC confirmed that VIC still provides financial support to VF.
PLX	38,750	1.97%	4.17%	1,640,005	1,360,429	
VIC	52,900	0.00%	-2.76%	4,824,297	4,675,278	
VHM	42,500	-0.58%	-8.80%	7,009,124	5,494,709	
VRE	28,350	1.25%	-0.53%	1,634,832	1,925,055	
VNM	76,000	1.74%	0.26%	2,360,788	2,698,004	
MSN	93,000	0.11%	-0.53%	894,923	1,061,925	
SAB	189,000	0.53%	-4.16%	141,620	170,258	
BVH	49,400	0.61%	0.30%	499,220	701,385	
VJC	102,700	-0.10%	-4.91%	253,934	239,450	
FPT	81,600	0.99%	0.49%	1,750,811	1,596,093	GVR: The Vietnam Rubber Association said that the recovery of global rubber consumption has spurred rubber exporters. Accordingly, GVR said the group will increase the rubber plantation area, increase production and consumption, develop the wood processing industry and the rubber industry to effectively exploit the value chain.
MWG	42,750	0.59%	-3.93%	2,101,189	2,238,418	
GVR	14,500	2.47%	-1.69%	4,206,306	2,763,637	
SSI	19,100	1.06%	-2.05%	18,608,817	21,908,954	
HPG	20,800	0.97%	-0.24%	35,675,337	44,703,308	

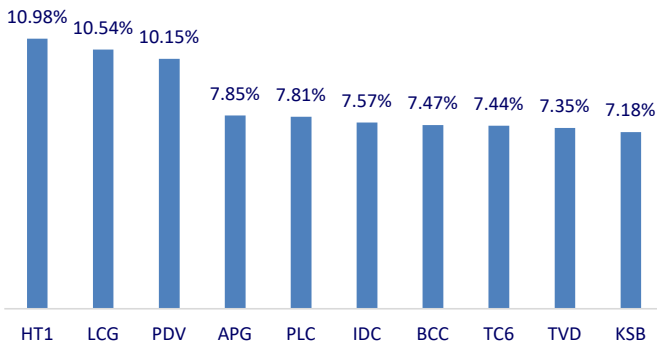
Top highest total traded value stocks (Billion VND)



Foreign net flow 10 nearest sessions (Billion VND)



Top increases in 3 sessions with liquidity



Top decreases in 3 sessions with liquidity

