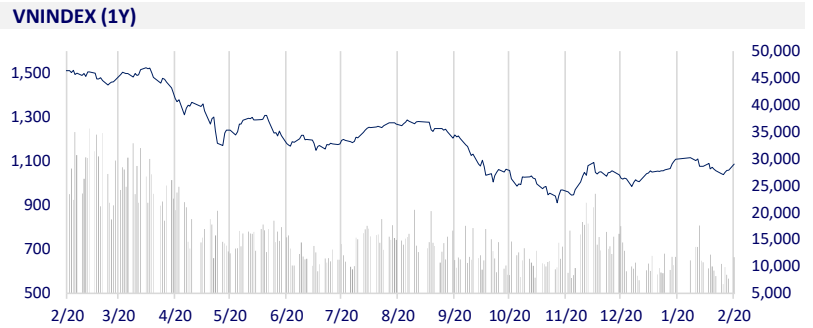
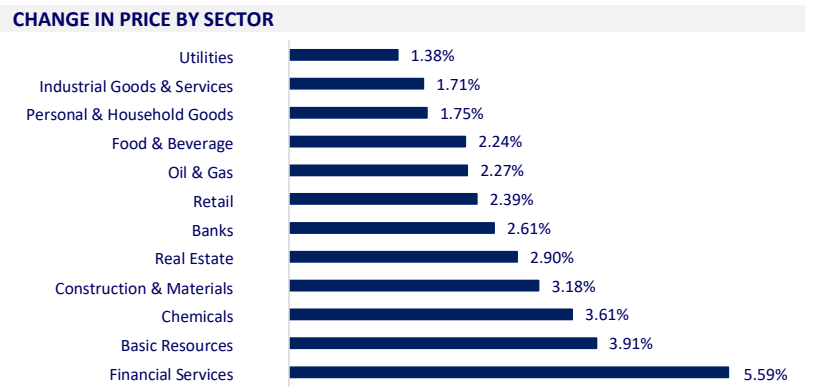


VIETNAM STOCK MARKET		1D	YTD
VN-INDEX	1,086.69	2.58%	7.90%
VN30	1,087.36	3.19%	8.17%
HNX	215.83	2.80%	5.12%
UPCOM	78.82	-0.15%	10.01%
Net Foreign buy (B)	-82.57		
Total trading value (B)	13,656.09	51.50%	58.50%

Vietnam stock market witnessed a strong rally since the beginning of February. VN-Index started the session positively thanks to real estate sector on the news about the credit package for real estate from 4 state-owned commercial banks with total value of VND120,000 bil. After that, the green color continued to spread to financial services, banking,...and the market continued to extend the uptrend until the end of the session.



ETF & DERIVATIVES		1D	YTD
E1VFN30	18,320	2.58%	5.71%
FUEMAV30	12,820	3.30%	7.55%
FUESSV30	13,240	3.36%	6.09%
FUESSV50	16,010	2.96%	13.95%
FUESSVFL	15,700	4.60%	9.41%
FUEVFNVD	23,470	2.40%	4.78%
FUEVN100	13,970	4.33%	7.88%
VN30F2309	1,079.90	3.69%	
VN30F2306	1,082.10	3.37%	
VN30F2304	1,086.50	3.97%	
VN30F2303	1,088.00	3.72%	



GLOBAL MARKET		1D	YTD
Nikkei	27,531.94	0.07%	5.51%
Shanghai	3,290.34	2.06%	6.51%
Kospi	2,455.12	0.16%	9.78%
Hang Seng	20,886.96	0.81%	5.59%
STI (Singapore)	3,308.75	-0.59%	1.77%
SET (Thailand)	1,657.69	0.36%	-0.76%
Brent oil (\$/barrel)	83.56	0.64%	-2.74%
Gold (\$/ounce)	1,852.25	0.15%	1.43%

Asia-Pacific markets were mostly higher on Monday, as investors look ahead to a batch of economic data later in the week, including minutes for the U.S. Federal Open Market Committee (FOMC). The People's Bank of China left its 1-year and 5-year prime loan rates unchanged, widely in line with expectations.

VIETNAM ECONOMY		1D (bps)	YTD (bps)
Vnibor	4.67%	-9	-30
Deposit interest 12M	7.40%	0	0
5 year-Gov. Bond	3.97%	-3	-82
10 year-Gov. Bond	4.13%	0	-77
USD/VND	23,900	-0.42%	0.59%
EUR/VND	26,074	-0.38%	1.62%
CNY/VND	3,529	-0.31%	1.26%

After increasing by VND250 last week, the USD price at commercial banks in the early trading session of this week (February 20) turned to decrease sharply.

**EVENT CALENDAR**

Ticker	Ex-right Date	Last register Date	Exercise Date	Type	Rate	Value
SMB	2/20/2023	2/21/2023	2/28/2023	Cash		1,000
S4A	2/21/2023	2/22/2023	3/15/2023	Cash		600
DNC	2/21/2023	2/22/2023	2/28/2023	Cash		1,500
IDV	2/22/2023	2/23/2023		Stock	100:20	
NTH	2/23/2023	2/24/2023	3/13/2023	Cash		1,000
CLC	2/23/2023	2/24/2023	3/16/2023	Cash		1,500
BDB	2/28/2023	3/1/2023	4/14/2023	Cash		1,000
SAB	3/2/2023	3/3/2023	3/24/2023	Cash		1,000

## SELECTED NEWS

Hanoi compensation and resettlement of Ring Road 4 is more than VND13 trillion;

The Ministry of Transport accelerates the Mai Son - 45 National Highway 45;

Hung Yen invests in electricity grid infrastructure to serve industrial parks and large-scale urban areas;

Americans owe a record \$16.9 trillion;

Analysts: BOJ will end ultra-easy monetary policy this year;

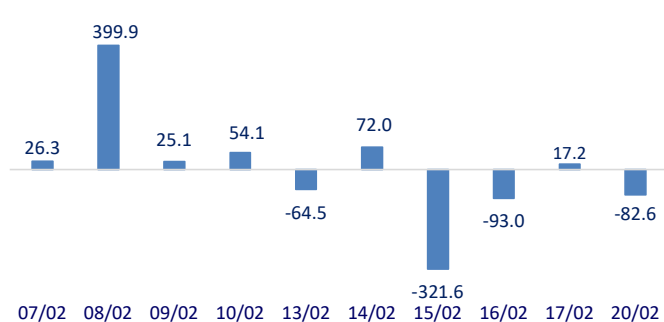
United Nations Secretary-General Antonio Guterres urged more investment in Africa.

	Close	1D	5D	Buying vol.	Selling vol.	Content
VCB	93,800	0.86%	0.32%	1,907,051	1,553,009	STB: Sacombank has applied new interest rate and simultaneously reduced sharply in many terms. For the form of savings deposit at the counter, the 36-month interest rate decreased from 9%/year to 8.65%/year, or 0.35% adjustment. Similarly, interest rate for 12-month term decreased by 0.5% to 8.4%/year. Interest rate for 6-month term was 8%/year, decreased 0.3%.
BID	47,200	3.06%	6.31%	2,561,846	3,142,921	
CTG	30,450	2.70%	4.46%	7,063,571	8,221,411	
TCB	28,600	2.88%	7.52%	4,935,615	4,786,984	
VPB	18,300	5.78%	7.65%	38,496,697	30,929,308	
MBB	18,900	4.42%	5.00%	18,252,070	17,656,603	
HDB	18,800	1.90%	4.16%	4,622,130	4,758,515	
TPB	24,600	3.14%	6.96%	15,116,154	12,678,492	
STB	25,700	5.33%	4.90%	49,825,745	37,347,882	
VIB	22,000	2.33%	8.91%	6,906,990	5,754,063	
ACB	25,800	4.03%	7.95%	10,669,157	7,307,611	
NVL	12,450	6.87%	-2.73%	50,499,749	36,313,277	NVL: Novaland added collateral for a loan of VND1,600 billion at MSB.
BCM	86,000	1.30%	2.63%	157,865	131,739	POW: According to the updated business results report, in January, PV POWER recorded total revenue of VND1,712 billion, fulfilling 85% of the monthly plan.
PDR	11,700	6.85%	4.00%	18,224,469	11,569,543	
GAS	109,000	1.68%	2.93%	452,171	437,992	
POW	12,650	2.02%	8.12%	23,536,885	24,846,626	VHM: On February 17, Vinhomes announced the transfer of all shares in Lang Van Company to Vingroup JSC. The transfer value is not specified.
PLX	39,400	2.07%	3.96%	1,359,342	1,213,163	
VIC	54,100	1.12%	1.31%	2,901,272	2,606,240	
VHM	45,200	4.39%	1.80%	11,100,276	6,328,141	Experts predict that the F&B industry will have stronger growth from the recovery of global tourism in 2023.
VRE	29,350	3.35%	2.98%	4,834,077	5,138,645	
VNM	77,500	1.97%	2.92%	3,528,516	2,809,561	
MSN	94,500	3.50%	1.72%	1,125,722	1,040,148	HPG: According to the latest inform of the Vietnam Steel Association (VSA), in January 2023, with a production output of over 326,400 tons and a sales volume of over 304,200 tons, Hoa Phat Group has increased its market share of construction steel from about 35% by the end of 2022 to 36.05%, leading the domestic steel enterprises.
SAB	190,200	1.66%	-0.89%	140,199	131,950	
BVH	51,200	1.59%	5.57%	1,122,936	1,080,814	
VJC	102,600	0.00%	-0.48%	390,592	328,989	
FPT	82,800	1.47%	2.60%	2,604,062	2,307,623	
MWG	44,300	2.43%	4.24%	4,101,773	3,720,363	
GVR	15,450	5.10%	10.36%	4,792,840	3,856,559	
SSI	20,750	6.68%	12.16%	47,089,013	35,859,662	
HPG	21,900	4.29%	8.42%	45,427,388	47,317,786	

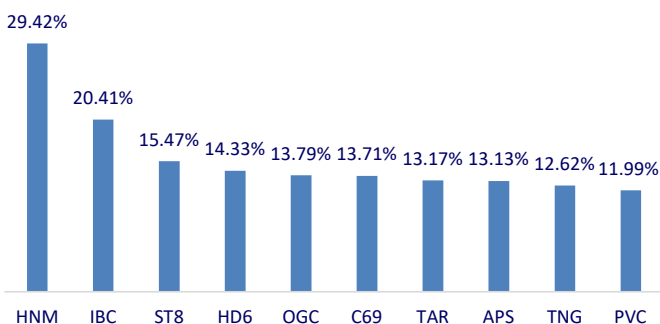
Top highest total traded value stocks (Billion VND)



Foreign net flow 10 nearest sessions (Billion VND)



Top increases in 3 sessions with liquidity



Top decreases in 3 sessions with liquidity

