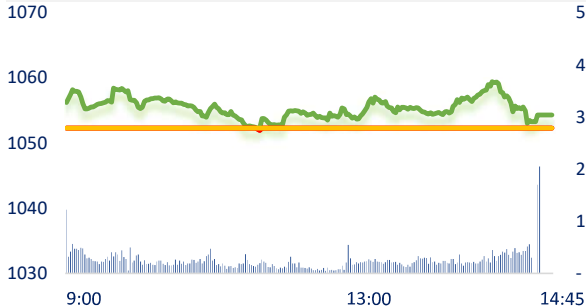
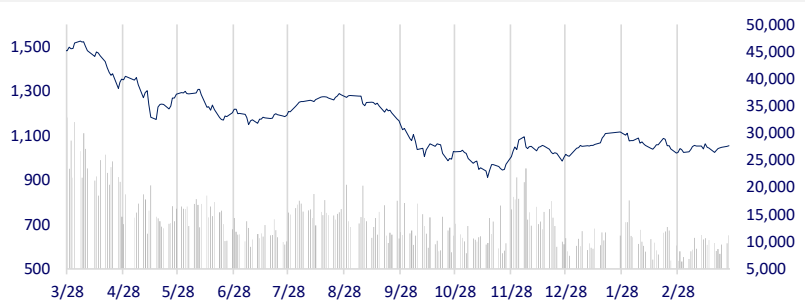
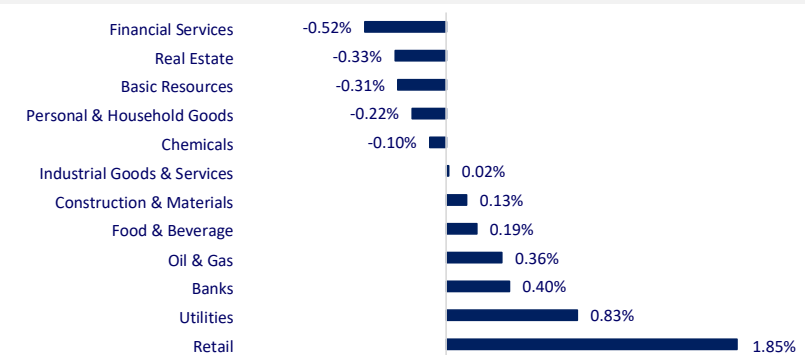


VIETNAM STOCK MARKET		1D	YTD
VN-INDEX	1,054.29	0.19%	4.69%
VN30	1,058.82	0.22%	5.34%
HNX	205.76	-0.44%	0.22%
UPCOM	75.58	-0.13%	5.48%
Net Foreign buy (B)	140.02		
Total trading value (B)	12,702.25	16.93%	47.43%

The market fluctuated in a narrow range, the index closed at near the lowest level of the session. The retail industry led the market, with contributions mainly from the duo MWG and MSN. TCB rose the most in VN30, due to the positive effect from the Draft Amendment of Circular 16 on regulations related to the purchase/sale of corporate bonds (CB) by credit institutions, helping to remove difficulties for the CB market.

INTRADAY VNINDEX 3/28/2023

VNINDEX (1Y)


ETF & DERIVATIVES		1D	YTD
E1VFN30	18,180	1.11%	4.90%
FUEMAV30	12,500	0.48%	4.87%
FUESSV30	13,050	1.24%	4.57%
FUESSV50	15,200	1.33%	8.19%
FUESSVFL	15,870	2.85%	10.59%
FUEVFN30	22,250	0.63%	-0.67%
FUEVN100	13,350	1.29%	3.09%
VN30F2309	1,044.00	0.22%	
VN30F2306	1,046.90	0.51%	
VN30F2305	1,047.50	0.24%	
VN30F2304	1,051.50	0.40%	

CHANGE IN PRICE BY SECTOR


GLOBAL MARKET		1D	YTD
Nikkei	27,518.25	0.15%	5.46%
Shanghai	3,245.38	-0.19%	5.05%
Kospi	2,434.94	1.07%	8.88%
Hang Seng	19,784.65	1.11%	0.02%
STI (Singapore)	3,255.54	0.51%	0.13%
SET (Thailand)	1,606.91	0.85%	-3.80%
Brent oil (\$/barrel)	78.08	0.59%	-9.11%
Gold (\$/ounce)	1,975.75	-0.30%	8.19%

World gold prices edged lower on Tuesday as an improvement in risk appetite after efforts by regulators to allay fears over the global banking system slowed safe-haven inflows into bullion.

VIETNAM ECONOMY		1D (bps)	YTD (bps)
Vnibor	1.08%	-8	-389
Deposit interest 12M	7.40%	0	0
5 year-Gov. Bond	3.61%	-4	-118
10 year-Gov. Bond	3.70%	-2	-120
USD/VND	23,705	0.13%	-0.23%
EUR/VND	25,879	-1.03%	0.86%
CNY/VND	3,484	0.00%	-0.03%

According to the State Bank of Vietnam (SBV), credit growth as of March 9 was only 1.12% compared to the end of 2022. The credit growth slowing down is one of the leading factors to abundant system liquidity in recent times.

EVENT CALENDAR

Ticker	Ex-right Date	Last register Date	Exercise Date	Type	Rate	Value
CAV	3/28/2023	3/29/2023	4/14/2023	Cash		2,000
CCM	3/31/2023	4/3/2023	5/29/2023	Cash		2,000
GEE	3/29/2023	3/30/2023	4/28/2023	Cash		500
PRC	3/30/2023	3/31/2023	4/20/2023	Cash		35,000
SMN	3/30/2023	3/31/2023	5/5/2023	Cash		1,100
TCM	3/30/2023	3/31/2023	4/14/2023	Cash		700
AAM	3/31/2023	4/4/2023	4/14/2023	Cash		700
CEG	4/3/2023	4/4/2023	4/26/2023	Cash		500

SELECTED NEWS

Chairman of FiiRatings: Amendment to Circular 16 has positive impact on corporate bond market;

Increase construction time of Long Thanh airport terminal to 39 months;

HCM City police raid Home Credit office;

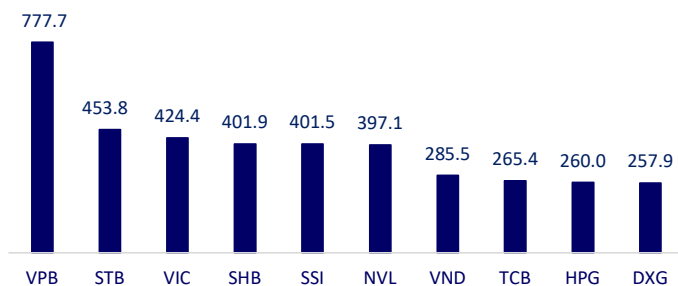
UN Security Council declines Russian request to probe Nord Stream blasts;

China's industrial profits slump deepens on soft demand;

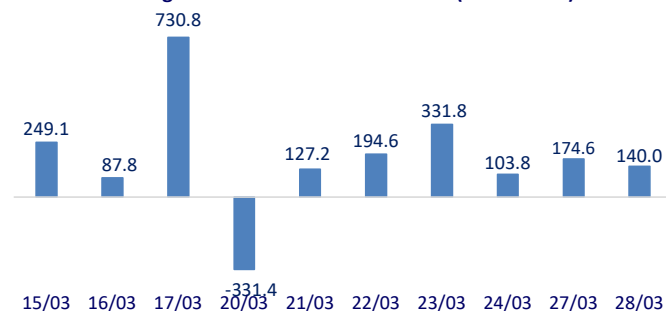
Germany's largest strike in decades brings country to standstill.

	Close	1D	5D	Buying vol.	Selling vol.	Content
VCB	91,800	0.88%	6.13%	1,356,808	1,599,533	TCB gained the most in the VN30 basket today, thanks to the impact of the draft amendment to Circular 16. Accordingly, the draft amendment to Circular 16 on regulations related to the purchase/sale of corporate bonds by credit institutions is expected to be able to defuse the crisis in the current corporate bond market.
BID	46,000	0.00%	1.43%	1,100,699	1,352,460	
CTG	28,900	0.52%	2.12%	3,399,106	4,134,629	
TCB	27,550	3.96%	4.55%	15,660,342	12,572,838	
VPB	21,000	-1.18%	3.19%	57,585,161	66,262,139	
MBB	18,000	0.28%	3.75%	23,253,947	26,151,593	
HDB	18,150	-0.27%	4.31%	3,514,865	4,696,705	
TPB	21,850	-0.23%	1.16%	3,826,290	5,588,101	
STB	25,400	-0.39%	3.25%	31,548,055	41,714,128	
VIB	21,150	0.24%	1.93%	13,447,155	11,498,507	
ACB	24,450	0.00%	1.03%	11,300,239	12,489,236	
NVL	12,600	-0.79%	14.03%	58,028,417	68,710,179	NVL: NovaGroup wants to sell 38 million shares of NVL. If the transaction is successful, NovaGroup will reduce its ownership rate from 29.379% to 27.431%.
BCM	82,300	0.12%	0.37%	237,639	136,363	
PDR	12,450	-1.19%	7.33%	11,274,290	14,211,044	
GAS	103,700	1.67%	0.48%	479,201	513,905	Brent oil prices turned sharply higher as investors became less concerned about the collapse of the global banking system.
POW	13,300	0.00%	0.76%	14,730,893	13,914,697	
PLX	35,800	0.28%	3.17%	1,106,685	1,368,541	
VIC	53,400	0.19%	1.14%	1,467,007	1,624,314	VHM: The market capitalization of VinHomes (VHM) increased by more than USD1 billion just a few days after the announcement of the sale of USD1.5 billion of assets to CapitalLand.
VHM	48,000	-0.83%	5.73%	4,626,878	4,042,312	
VRE	29,250	-0.17%	-0.68%	3,843,552	4,842,324	
VNM	74,400	-0.27%	0.00%	2,416,644	2,724,162	MSN: In 2022, Wincommerce's net revenue fell 5% year-on-year, from VND30,900 billion in 2021 to VND29,369 billion.
MSN	77,600	1.17%	-3.12%	2,817,809	2,662,825	
SAB	186,000	0.00%	0.00%	120,675	117,962	
BVH	48,500	0.00%	-1.02%	426,933	621,560	MWG: MWG has supplemented its 2022 dividend statement with the rate of 1 share receiving VND500. This is the lowest dividend of MWG in recent years. At the peak in 2021, the company decided to pay a dividend of 10% in cash and 100% in shares.
VJC	106,400	-0.09%	2.50%	387,835	432,463	
FPT	79,200	0.13%	1.41%	1,968,082	1,651,341	
MWG	39,100	2.62%	1.56%	9,091,887	7,115,826	
GVR	14,800	-0.67%	2.42%	5,234,654	6,977,333	
SSI	20,800	-0.95%	4.00%	31,103,358	46,185,064	
HPG	20,700	-0.48%	1.22%	28,239,056	37,774,644	

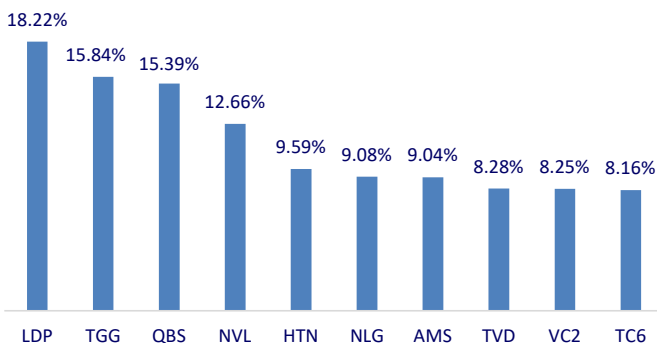
Top highest total traded value stocks (Billion VND)



Foreign net flow 10 nearest sessions (Billion VND)



Top increases in 3 sessions with liquidity



Top decreases in 3 sessions with liquidity

