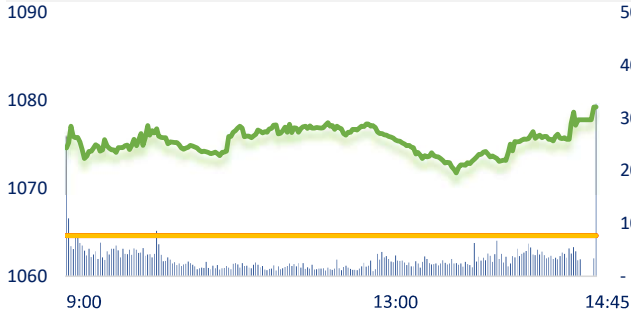
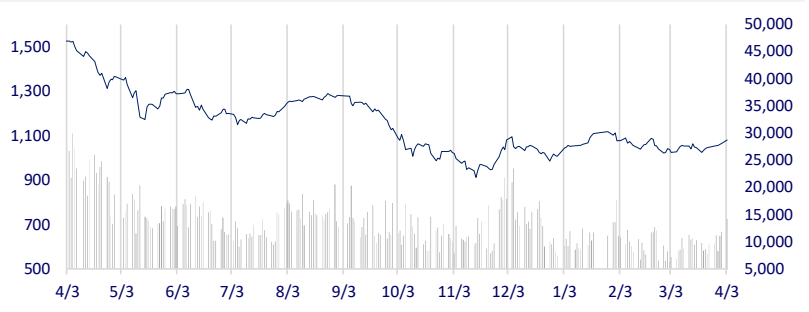
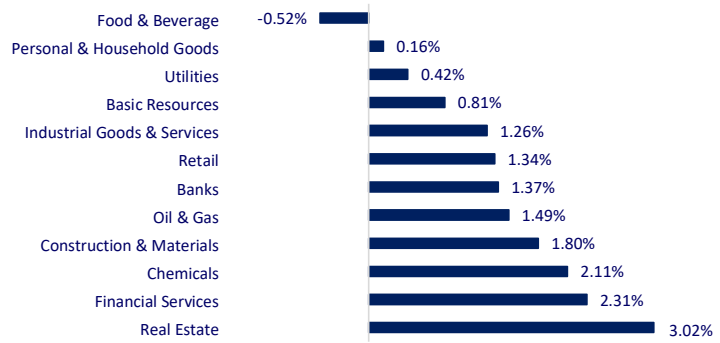


VIETNAM STOCK MARKET	1D		YTD
VN-INDEX	1,079.28	1.38%	7.17%
VN30	1,088.72	1.40%	8.31%
HNX	210.48	1.44%	2.52%
UPCOM	77.28	0.68%	7.86%
Net Foreign buy (B)	<b>-305.75</b>		
Total trading value (B)	16,371.10	22.96%	90.01%

The market rebounded strongly from the beginning and remained positive until the end of the session. The market mostly rallied today, led by the real estates sector with many stocks hitting the ceiling price such as NLG, DXG, DIG, HQC when the government approved the 1 million social housing projects as well as SBV reduces the operating interest rate from April 3, 2023.

**INTRADAY VNINDEX 4/3/2023**

**VNINDEX (1Y)**


ETF & DERIVATIVES	1D		YTD
E1VFN30	18,570	0.92%	7.16%
FUEMAV30	12,850	1.26%	7.80%
FUESSV30	13,270	0.91%	6.33%
FUESSV50	15,500	<b>-0.32%</b>	10.32%
FUESSVFL	16,200	0.56%	12.89%
FUEVFN30	22,650	0.80%	1.12%
FUEVN100	13,700	1.41%	5.79%
VN30F2309	1,077.10	1.65%	
VN30F2306	1,078.80	1.54%	
VN30F2305	1,079.10	1.56%	
VN30F2304	1,083.00	1.59%	

**CHANGE IN PRICE BY SECTOR**


GLOBAL MARKET	1D		YTD
Nikkei	28,188.15	0.52%	8.02%
Shanghai	3,296.40	0.72%	6.71%
Kospi	2,472.34	<b>-0.18%</b>	10.55%
Hang Seng	20,415.00	0.07%	3.20%
STI (Singapore)	3,281.08	0.68%	0.92%
SET (Thailand)	1,599.81	<b>-0.58%</b>	<b>-4.22%</b>
Brent oil (\$/barrel)	84.29	0.35%	<b>-1.89%</b>
Gold (\$/ounce)	1,981.20	<b>-0.01%</b>	8.49%

At the end of the session, Asian markets mostly gained on positive news from the US market. The US PCE in February has cooled down compared to the previous month, which is a good sign in the Fed fight against inflation.

VIETNAM ECONOMY	1D (bps)	YTD (bps)
Vnibor	1.92%	42
Deposit interest 12M	7.40%	0
5 year-Gov. Bond	3.44%	4
10 year-Gov. Bond	3.35%	<b>-15</b>
USD/VND	23,655	0.06%
EUR/VND	26,206	0.38%
CNY/VND	3,479	<b>-0.23%</b>

After showing signs of recovery in February 2023, Vietnam PMI had a setback in March. Accordingly, the PMI in March fell to 47.7 points from 51.2 points in February. S&P Global assessed that, although the decline in business conditions was less than it between the end of last year and the beginning of this year, the decline was still relatively strong.

**EVENT CALENDAR**

Ticker	Ex-right Date	Last register Date	Exercise Date	Type	Rate	Value
CEG	4/3/2023	4/4/2023	4/26/2023	Cash		700
NSL	4/4/2023	4/5/2023	4/20/2023	Cash		450
VIB	4/6/2023	4/7/2023	5/5/2023	Cash		500
CPH	4/7/2023	4/10/2023	4/21/2023	Cash		1,960
HTC	4/10/2023	4/11/2023	4/27/2023	Cash		600
VIM	6/5/2023	6/6/2023	4/28/2023	Cash		2,400

## SELECTED NEWS

Many key traffic projects will be completed in 2023;

2 economic growth scenarios in 2023;

Thanh Hoa: Commencement of the GAS & LNG Zone Project with nearly VND4,000 billion;

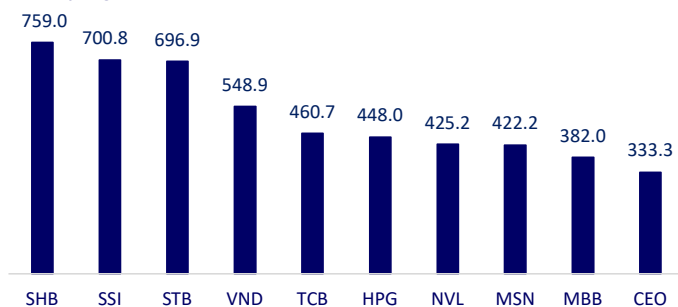
Q1/2023: Global M&A activity dropped to the lowest level in more than 10 years;

Cash flow from China is pouring into the Asian real estates market;

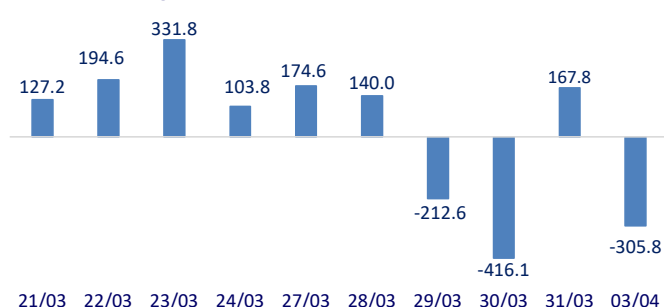
World gold increased for 2 consecutive quarters.

	Close	1D	5D	Buying vol.	Selling vol.	Content
VCB	92,800	1.53%	1.98%	1,298,699	1,110,975	CTG: According to the audited financial report, Vietbank pre-tax income increased to VND656 billion, up 3.2% over the same period in 2021 (unaudited figure was VND649 billion); total assets reached VND111,307 billion, up 7.67% compared to the beginning of the year; the structure of the asset portfolio continued to be restructured in the direction of increasing profitable assets.
BID	45,900	-0.65%	-0.22%	1,889,791	2,102,373	
CTG	29,950	2.57%	4.17%	6,523,318	6,790,112	
TCB	29,300	3.35%	10.57%	17,836,518	18,672,761	
VPB	21,200	0.71%	-0.24%	22,559,003	26,394,436	
MBB	18,700	2.47%	4.18%	32,770,740	33,855,123	
HDB	19,350	0.52%	6.32%	5,373,515	6,756,526	
TPB	22,750	2.48%	3.88%	12,116,083	13,246,420	
STB	26,750	2.10%	4.90%	46,801,417	51,697,074	
VIB	21,700	1.40%	2.84%	10,179,897	9,784,279	
ACB	25,250	1.00%	3.27%	13,853,173	13,814,089	The government has set a target that by 2030, the total number of social housing apartments in localities will be completed at 1.06 million units.
NVL	12,850	1.18%	1.18%	52,178,153	63,014,045	
BCM	83,500	0.72%	1.58%	208,569	157,425	
PDR	13,250	6.00%	5.16%	21,285,016	13,441,689	
GAS	102,500	0.49%	0.49%	539,222	883,553	
POW	13,200	0.00%	-0.75%	18,943,898	18,744,216	
PLX	37,500	0.13%	5.04%	2,252,451	2,679,047	
VIC	58,000	5.45%	8.82%	7,578,852	6,192,474	
VHM	52,600	2.14%	8.68%	3,826,892	5,182,887	
VRE	29,600	0.17%	1.02%	4,193,207	5,140,710	
VNM	74,400	0.00%	-0.27%	1,499,607	1,826,714	PLX: Petrolimex said it would cancel the last registration date in March 31, 2023 to finalize the list of shareholders participating in the 2023 Annual General Meeting of Shareholders.
MSN	76,800	-1.29%	0.13%	2,648,887	2,659,741	
SAB	181,000	-2.00%	-2.69%	164,308	255,407	
BVH	49,000	1.14%	1.03%	654,270	574,826	
VJC	102,600	-2.38%	-3.66%	478,957	434,264	
FPT	80,900	2.28%	2.28%	2,168,535	2,073,647	
MWG	39,000	1.17%	2.36%	3,598,549	4,221,419	
GVR	15,950	2.90%	7.05%	8,501,535	7,566,703	
SSI	22,000	2.33%	4.76%	54,706,232	52,811,750	
HPG	21,000	0.96%	0.96%	37,272,329	48,896,175	

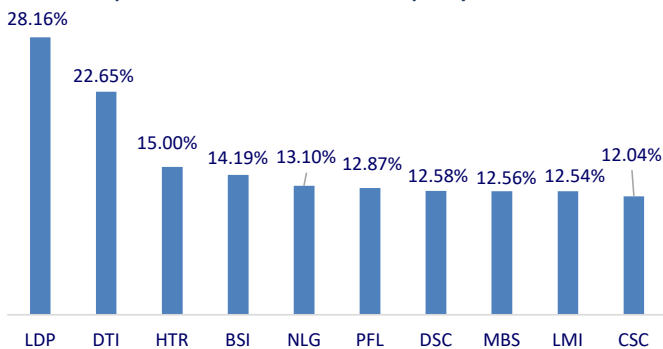
Top highest total traded value stocks (Billion VND)



Foreign net flow 10 nearest sessions (Billion VND)



Top increases in 3 sessions with liquidity



Top decreases in 3 sessions with liquidity

