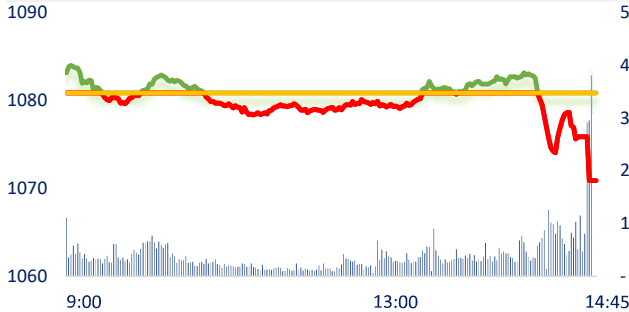
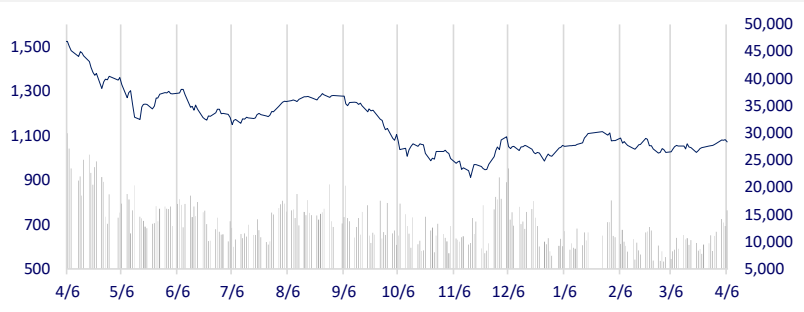
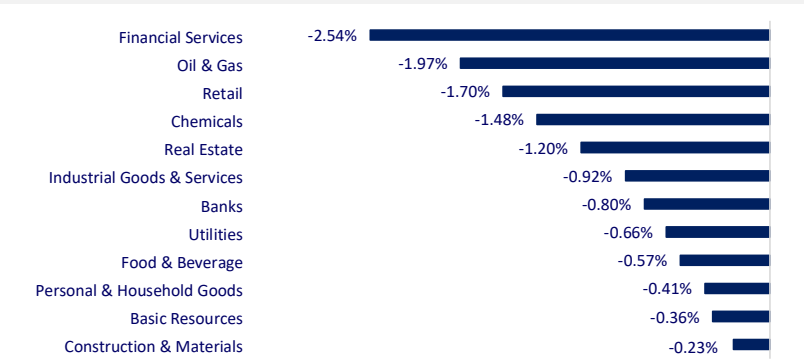


VIETNAM STOCK MARKET		1D	YTD
VN-INDEX	1,070.91	-0.92%	6.34%
VN30	1,078.86	-1.01%	7.33%
HNX	211.43	-0.54%	2.98%
UPCOM	78.34	0.77%	9.34%
Net Foreign buy (B)	-242.54		
Total trading value (B)	18,658.52	22.10%	116.56%

Vietnam market had the first strong decline after many increasing sessions. The market was helped by real estates and construction sectors with many stocks hitting the ceiling during the session such as NVL, DIG, BCG, etc. However, the strong selling momentum near the end of the session caused the these sectors to turn red and the market started to plummet.

**INTRADAY VNINDEX 4/6/2023**

**VNINDEX (1Y)**


ETF & DERIVATIVES		1D	YTD
E1VFN30	18,500	-0.54%	6.75%
FUEMAV30	12,770	-0.78%	7.13%
FUESSV30	13,300	0.08%	6.57%
FUESSV50	15,630	1.49%	11.25%
FUESSVFL	16,230	0.06%	13.10%
FUEVFN30	22,710	-0.70%	1.38%
FUEVN100	13,660	-0.29%	5.48%
VN30F2309	1,066.40	-1.17%	
VN30F2306	1,070.00	-0.80%	
VN30F2305	1,070.00	-0.92%	
VN30F2304	1,073.00	-1.02%	

**CHANGE IN PRICE BY SECTOR**


GLOBAL MARKET		1D	YTD
Nikkei	27,472.63	-1.22%	5.28%
Shanghai	3,312.63	0.00%	7.23%
Kospi	2,459.23	-1.44%	9.96%
Hang Seng	20,331.20	0.28%	2.78%
STI (Singapore)	3,300.48	-0.55%	1.51%
SET (Thailand)	1,571.13	0.00%	-5.94%
Brent oil (\$/barrel)	84.73	0.41%	-1.37%
Gold (\$/ounce)	2,035.25	0.25%	11.45%

Asian stocks drifted on Thursday as traders awaited crucial U.S. jobs data that may add to mounting evidence of a U.S. slowdown and the likelihood of a global recession.

VIETNAM ECONOMY		1D (bps)	YTD (bps)
Vnibor	4.47%	122	-50
Deposit interest 12M	7.40%	0	0
5 year-Gov. Bond	3.20%	4	-159
10 year-Gov. Bond	3.30%	-4	-160
USD/VND	23,660	0.15%	-0.42%
EUR/VND	26,017	-0.94%	1.40%
CNY/VND	3,480	0.03%	-0.14%

After the world gold price peaked, reaching the highest level in more than a year, the domestic gold price also simultaneously increased by 150,000 - 200,000 VND/tael.

**EVENT CALENDAR**

Ticker	Ex-right Date	Last register Date	Exercise Date	Type	Rate	Value
VIB	4/6/2023	4/7/2023	5/5/2023	Cash		500
CPH	4/7/2023	4/10/2023	4/21/2023	Cash		1,960
HTC	4/10/2023	4/11/2023	4/27/2023	Cash		600
VIM	6/5/2023	6/6/2023	4/28/2023	Cash		2,400

## SELECTED NEWS

Vinh Phuc was approved for an industrial park project of more than VND800 billion;

Korean enterprises are interested in investing in renewable energy in Vietnam;

Nearly 150,000 workers lost their jobs in 3 months, mainly in the textile and garment industry;

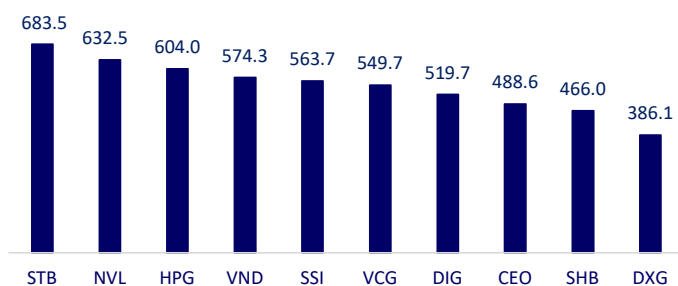
USD 2-month low signaled the end of the increasing cycle;

Investors believe Fed won't raise rates next month;

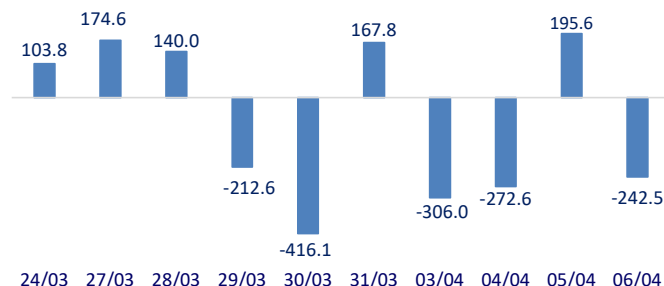
Samsung Q1 profit is estimated to drop more than 90% to 14-year low.

	Close	1D	5D	Buying vol.	Selling vol.	Content
VCB	91,200	-0.98%	-1.62%	658,972	603,768	STB: Sacombank has just published the document of the Annual General Meeting of Shareholders in 2023. The meeting is scheduled to take place on April 25 in Ho Chi Minh City. At the meeting, the management will submit to shareholders to approve the business plan for 2023 with a target profit before tax of VND9,500 billion, an increase of 50% compared to the actual result in 2022. Total assets in 2023 will reach VND657,800 billion, up 11% compared to the end of 2022. Total mobilized capital is expected to reach VND574,600 billion.
BID	46,000	1.10%	-0.43%	2,856,664	2,484,955	
CTG	29,550	-1.50%	1.90%	3,649,060	5,342,857	
TCB	29,600	0.34%	6.86%	13,577,947	12,566,808	
VPB	20,900	-1.42%	0.00%	19,037,351	27,531,068	
MBB	18,500	-1.60%	1.37%	19,843,515	22,477,047	
HDB	19,650	-0.25%	5.08%	7,319,265	9,889,905	
TPB	23,100	1.76%	4.29%	16,074,011	15,124,765	
STB	25,650	-2.29%	-1.35%	46,300,604	40,548,653	
VIB	21,000	-2.10%	0.66%	8,951,708	10,751,149	
ACB	24,900	-1.58%	1.22%	5,912,640	7,785,334	NVL: Novaland will pay the deposit with interest incurred to Novaworld Phan Thiet customers when the commitment to buy back is due.
NVL	13,250	3.11%	3.52%	84,834,587	73,366,373	
BCM	80,500	-0.86%	-2.19%	161,905	176,794	
PDR	13,500	0.75%	8.87%	27,141,273	28,699,896	
GAS	101,500	-0.39%	-0.88%	494,565	656,875	
POW	13,150	-2.23%	-0.38%	18,784,324	19,577,671	
PLX	37,350	-1.84%	1.22%	1,937,188	2,622,048	
VIC	54,500	-1.80%	1.49%	3,482,555	3,061,543	
VHM	51,200	-1.92%	3.33%	1,683,382	2,025,907	
VRE	29,500	0.17%	-1.34%	3,839,347	4,269,422	
VNM	74,300	-0.27%	-0.93%	1,715,232	1,860,440	VNM: Vinamilk owns the entire brand of infant formula that won the Purity Award.
MSN	77,000	-1.79%	-2.78%	1,709,764	1,929,923	
SAB	176,900	0.23%	-4.38%	217,587	292,261	
BVH	48,500	-1.12%	0.10%	464,614	727,445	HPG: In March 2023, Hoa Phat Group produced 440,000 tons of crude steel, up 6% compared to February 2023. Sales volume of billet, construction steel, and hot rolled coil (HRC) reached 500,000 tons, up 5% compared to February.
VJC	102,200	-0.68%	-3.86%	318,264	364,993	
FPT	80,300	-0.37%	1.52%	1,218,739	1,484,198	
MWG	39,100	-1.64%	1.30%	2,981,431	4,183,406	
GVR	15,600	-3.70%	6.12%	7,859,413	9,759,520	
SSI	21,850	-2.89%	4.30%	39,400,972	45,489,061	
HPG	21,500	0.00%	3.37%	48,026,511	55,528,558	

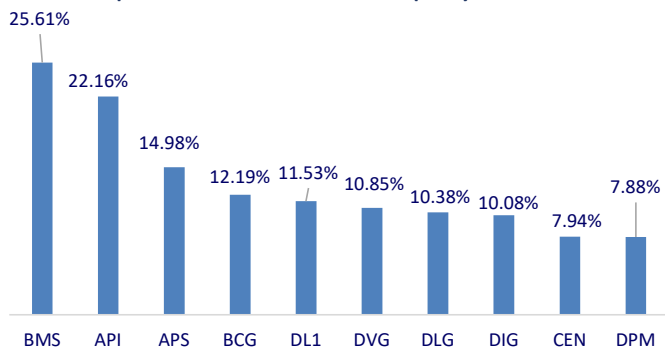
Top highest total traded value stocks (Billion VND)



Foreign net flow 10 nearest sessions (Billion VND)



Top increases in 3 sessions with liquidity



Top decreases in 3 sessions with liquidity

