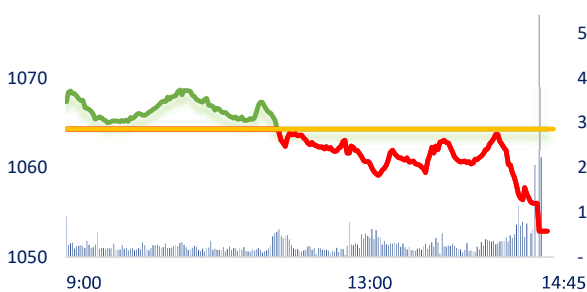
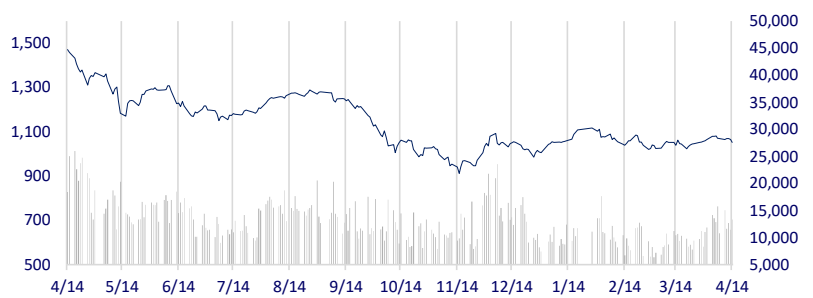
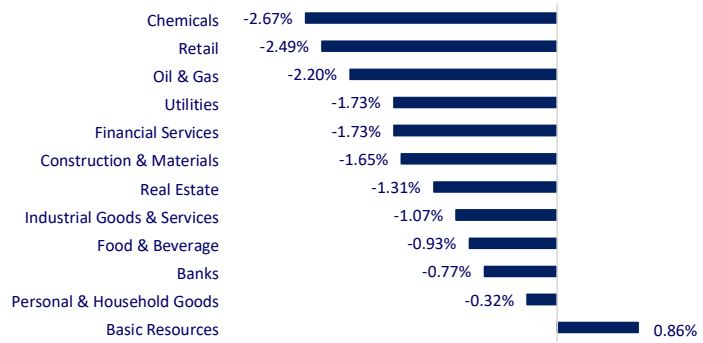


VIETNAM STOCK MARKET		1D	YTD
VN-INDEX	1,052.89	-1.07%	4.55%
VN30	1,063.43	-1.05%	5.79%
HNX	207.25	-1.23%	0.94%
UPCOM	78.69	-0.83%	9.83%
Net Foreign buy (B)	-204.40		
Total trading value (B)	15,384.74	14.38%	78.56%

The chemical industry dropped the most with a decrease of 2.76%, mainly coming from the industrial real estate group with representatives such as GVR - 4.1%, PHR -4.4%, DPR -1.7%. Today's session also recorded a negative for real estate, when many stocks hit the floor price such as NLG, TDC, DIG, DXG, HDC, KBC, IJC, etc. MWG dropped 2.6% after reducing selling price to compete with CellphoneS, Hoang Ha Mobile.

INTRADAY VNINDEX 4/14/2023

VNINDEX (1Y)


ETF & DERIVATIVES		1D	YTD
E1VFN30	18,300	-0.22%	5.60%
FUEMAV30	12,560	-1.02%	5.37%
FUESSV30	12,830	0.16%	2.80%
FUESSV50	15,500	1.11%	10.32%
FUESSVFL	16,280	0.18%	13.45%
FUEVFNVD	22,840	-0.26%	1.96%
FUEVN100	13,550	-0.44%	4.63%
VN30F2309	1,056.90	-0.57%	
VN30F2306	1,058.20	-0.65%	
VN30F2305	1,060.90	-0.67%	
VN30F2304	1,063.10	-0.64%	

CHANGE IN PRICE BY SECTOR


GLOBAL MARKET		1D	YTD
Nikkei	28,493.47	1.20%	9.19%
Shanghai	3,338.15	0.60%	8.06%
Kospi	2,571.49	0.38%	14.98%
Hang Seng	20,438.81	0.46%	3.32%
STI (Singapore)	3,302.66	0.25%	1.58%
SET (Thailand)	1,592.67	0.00%	-4.65%
Brent oil (\$/barrel)	86.42	-0.03%	0.59%
Gold (\$/ounce)	2,052.25	-0.23%	12.38%

Gold prices held near one-year highs on Friday as recent U.S. economic data reinforced hopes that the Federal Reserve was close to the end of its rate-hiking cycle, which drove non-yielding bullion towards a second straight weekly rise.

VIETNAM ECONOMY		1D (bps)	YTD (bps)
Vnibor	5.45%	1	48
Deposit interest 12M	7.40%	0	0
5 year-Gov. Bond	3.10%	-3	-169
10 year-Gov. Bond	3.32%	6	-158
USD/VND	23,658	0.19%	-0.43%
EUR/VND	26,385	-0.98%	2.83%
CNY/VND	3,493	0.29%	0.23%

According to the State Bank of Vietnam, the average interbank interest rate continued to increase in some terms of less than 1 month. The State Bank has provided more than VND46,000 billion via OMO channel at 5% interest rate for 6 consecutive sessions (April 6-13). Besides the 28-day term, the SBV also used an additional 7-day term to support liquidity.

EVENT CALENDAR

Ticker	Ex-right Date	Last register Date	Exercise Date	Type	Rate	Value
RAL	4/17/2023	4/18/2023	4/26/2023	Cash		2,500
QNS	4/17/2023	4/18/2023	4/27/2023	Cash		1,500
DHD	4/17/2023	4/18/2023	4/26/2023	Cash		400
CMV	4/17/2023	4/18/2023	5/5/2023	Cash		500
DSN	4/18/2023	4/19/2023	5/19/2023	Cash		2,500
OPC	4/19/2023	4/20/2023	4/26/2023	Cash		1,000

SELECTED NEWS

GDP in 2023 is forecasted to increase by 5.5 - 6%

EVN continues to record losses;

In 2023: Thu Duc city must disburse public investment over 95%;

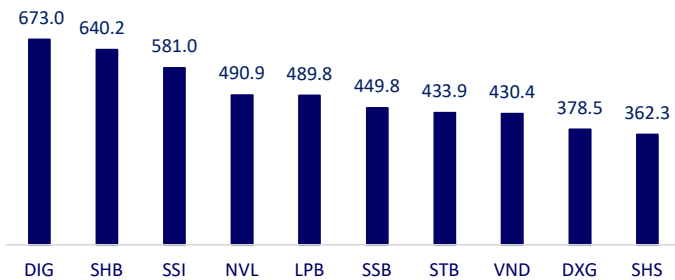
Beijing chooses targets carefully as it goes on offensive in US chip wars;

Gas prices fell to a nearly 2-year low, stimulating demand in Asian countries;

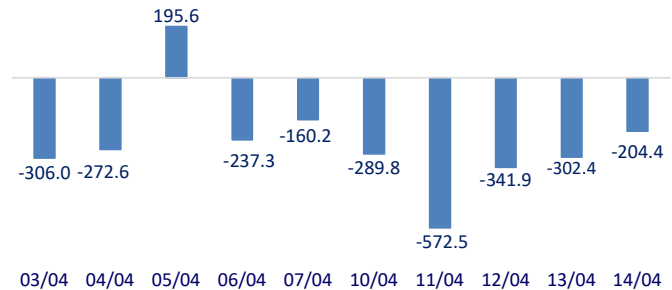
World's largest commercial printer of money issues profit warning.

	Close	1D	5D	Buying vol.	Selling vol.	Content
VCB	88,400	0.23%	-1.78%	874,231	807,408	VPB: In 2023, VPB sets a target of 13% growth in pre-tax profit compared to the previous year. The private placement deal of 15% for SMBC, equivalent to VND35,900 billion, is one of the growth drivers of VPB in 2023. According to VPBank's expectations, the deal is expected to be completed in the second quarter or third quarter of 2023.
BID	44,450	-1.11%	-2.63%	1,177,240	1,554,374	
CTG	29,100	-1.02%	-1.36%	2,423,143	3,502,950	
TCB	28,900	-4.30%	-2.20%	12,786,084	17,093,863	
VPB	20,500	-0.49%	-1.91%	15,311,050	18,963,009	
MBB	18,300	-1.35%	-1.61%	12,365,338	20,859,240	
HDB	19,500	-1.02%	0.26%	3,517,178	4,509,032	
TPB	23,200	0.00%	0.43%	10,655,035	13,772,547	
STB	25,700	-2.84%	-1.15%	23,965,134	40,239,546	
VIB	20,800	-1.65%	-0.48%	7,172,939	10,018,142	
ACB	24,950	0.00%	-0.40%	6,887,030	8,949,114	
NVL	14,200	-2.07%	5.97%	95,693,766	73,175,222	General Director of Colliers Vietnam: "At least until the third quarter, the real estate market may recover".
BCM	79,300	-0.63%	-1.12%	71,468	133,853	
PDR	13,400	-4.29%	-0.74%	15,583,422	19,495,515	
GAS	98,100	-1.90%	-3.06%	444,940	991,750	Southern Gas (PGS - an associate company of PV GAS) sets a profit before tax plan in 2023 to reach VND102.35 billion, down 17.5%.
POW	13,100	-2.60%	0.38%	14,582,778	16,847,842	
PLX	36,500	-1.88%	-3.18%	924,365	1,692,885	
VIC	52,900	-0.19%	-2.76%	3,221,861	3,144,465	VIC: In 2022, Vingroup achieved net revenue of VND101.8 trillion, accounting for 1.1% of Vietnam's GDP.
VHM	50,000	-0.99%	-1.38%	2,117,642	3,178,157	
VRE	28,600	0.70%	-2.05%	3,667,680	4,596,154	
VNM	72,800	-0.95%	-2.54%	2,387,677	2,293,230	VNM: VNM ranked in the top 3 stocks that were sold the most by foreign investors on April 14, with a value of more than VND35 billion.
MSN	78,100	-1.39%	0.64%	2,208,012	2,809,176	
SAB	167,000	-1.47%	-5.65%	451,307	494,364	
BVH	48,000	-0.83%	-1.03%	490,362	680,523	MWG: Chairman of the Board of Directors has announced a new business strategy for Apple product lines. Accordingly, MWG will set a selling price closer to the competitors, "declaring war" on a new price race.
VJC	98,500	-0.81%	-4.37%	215,554	227,396	
FPT	79,600	0.00%	-1.12%	930,928	930,351	
MWG	40,000	-2.56%	2.56%	4,817,196	5,682,802	
GVR	15,300	-4.08%	-3.77%	7,409,657	7,983,898	
SSI	21,200	-2.53%	-5.78%	45,233,883	44,798,151	
HPG	20,650	0.98%	-2.59%	29,904,985	25,341,658	

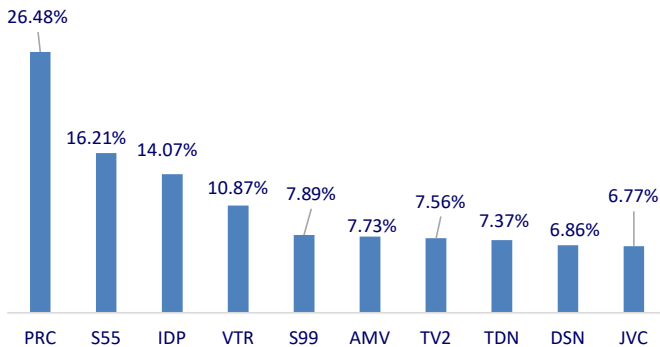
Top highest total traded value stocks (Billion VND)



Foreign net flow 10 nearest sessions (Billion VND)



Top increases in 3 sessions with liquidity



Top decreases in 3 sessions with liquidity

