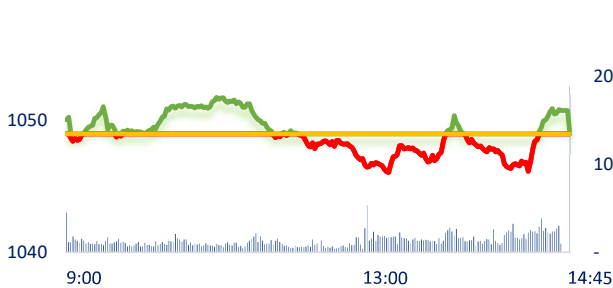
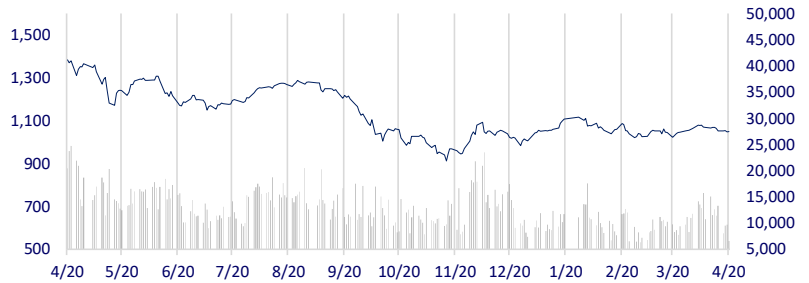
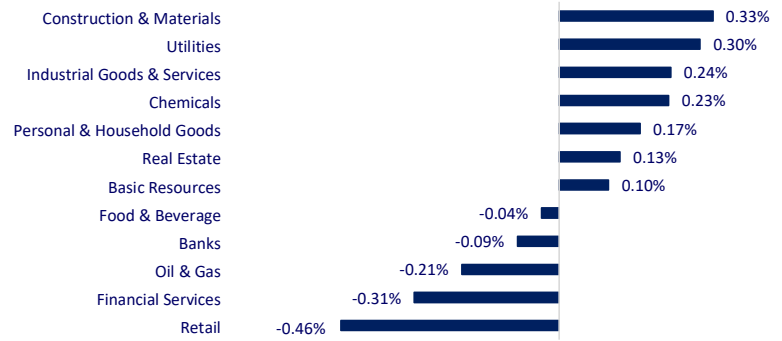


VIETNAM STOCK MARKET		1D	YTD
VN-INDEX	1,049.25	0.03%	4.19%
VN30	1,053.61	-0.24%	4.82%
HNX	206.61	0.37%	0.63%
UPCOM	77.85	-0.33%	8.65%
Net Foreign buy (B)	52.60		
Total trading value (B)	8,097.95	-26.49%	-6.01%

There was no large cash flow, causing stocks as well as industry groups to be fragmented and lacking a leading industry, the trading volume returned to the lowest level in the past 1 month. Construction materials was the biggest gainer today, mainly contributed by BMP (+4.4%) NTP (+5.2%), retail led the drop due to the drop of DGW (-2.2). % PET (-2%) FRT (-1.3%).

**INTRADAY VNINDEX 4/20/2023**

**VNINDEX (1Y)**


ETF & DERIVATIVES		1D	YTD
E1VFN30	18,060	-0.06%	4.21%
FUEMAV30	12,460	-0.24%	4.53%
FUESSV30	13,060	0.46%	4.65%
FUESSV50	15,500	-0.70%	10.32%
FUESSVFL	15,830	-1.86%	10.31%
FUEVFN30	22,590	0.18%	0.85%
FUEVN100	13,450	0.30%	3.86%
VN30F2309	1,040.50	-0.53%	
VN30F2306	1,044.10	-0.54%	
VN30F2305	1,047.00	-0.52%	
VN30F2304	1,053.90	-0.10%	

**CHANGE IN PRICE BY SECTOR**


GLOBAL MARKET		1D	YTD
Nikkei	28,639.50	0.11%	9.75%
Shanghai	3,367.03	-0.09%	8.99%
Kospi	2,563.11	-0.46%	14.61%
Hang Seng	20,382.00	0.07%	3.04%
STI (Singapore)	3,313.41	-0.32%	1.91%
SET (Thailand)	1,565.10	-0.99%	-6.30%
Brent oil (\$/barrel)	81.86	-1.67%	-4.71%
Gold (\$/ounce)	2,014.90	1.39%	10.33%

Following a 2% fall on Wednesday, oil prices fell to their lowest in about three weeks on Thursday, depressed by a firmer dollar and rate hike expectations which outweighed lower U.S. crude stocks.

VIETNAM ECONOMY		1D (bps)	YTD (bps)
Vnibor	3.77%	-66	-120
Deposit interest 12M	7.40%	0	0
5 year-Gov. Bond	3.15%	5	-164
10 year-Gov. Bond	3.34%	6	-156
USD/VND	23,705	0.19%	-0.23%
EUR/VND	26,205	-0.77%	2.13%
CNY/VND	3,485	0.26%	0.00%

The international dollar has rebounded on the back of higher Treasury yields as the market is sensitive to the Fed's monetary policy expectations. In Vietnam, banks and the black market both reduced the USD transaction price in the context of the increase in the central exchange rate and the reference rate at the SBV.

**EVENT CALENDAR**

Ticker	Ex-right Date	Last register Date	Exercise Date	Type	Rate	Value
CDP	4/20/2023	4/21/2023	5/8/2023	Cash		300
TNH	4/20/2023	4/21/2023		Stock	100:30	
SVC	4/21/2023	4/24/2023	4/28/2023	Cash		500
APL	4/24/2023	4/25/2023	5/12/2023	Cash		1,200
SFI	4/25/2023	4/26/2023	5/25/2023	Cash		4,000
FHS	4/26/2023	4/27/2023	5/10/2023	Cash		900
HGM	5/4/2023	5/5/2023	6/30/2023	Cash		1,500

## SELECTED NEWS

Long Thanh Airport, North-South Expressway to be expected to be supervised by the National Assembly;

Hai Phong works to draw investment from Taiwan (China)'s electronic firms;

Preparing for the opening of the Hanoi - Ca Mau route;

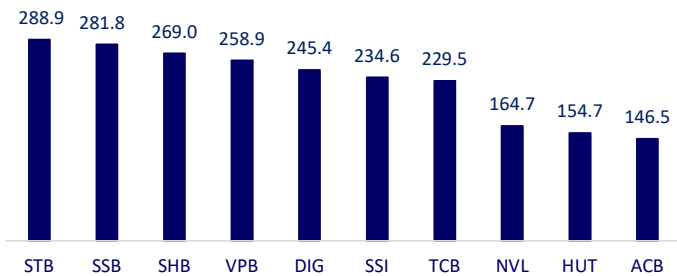
The bond market just sounded the alarm on US default risks;

Foxconn wages fall below USD3 per hour in Shenzhen as Apple shifts supply chain away from China;

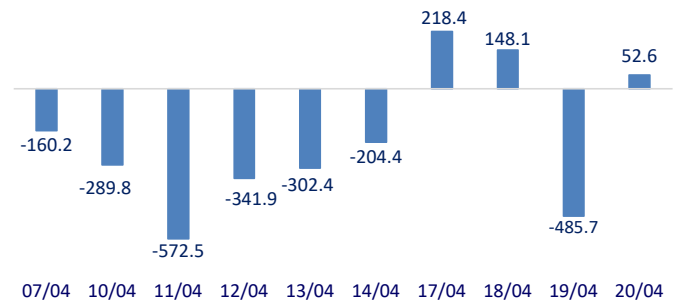
The risk of low-income countries defaulting on debt.

	Close	1D	5D	Buying vol.	Selling vol.	Content
VCB	88,300	-0.23%	0.11%	553,455	649,847	MBB: Military Insurance Corporation (MIG - a subsidiary of MBB) recorded original insurance revenue of VND1,217 billion in Q1, of which net revenue from insurance business reached VND937 billion, up 14% over the same period, pre-tax profit reached 86 billion.
BID	44,600	0.45%	-0.78%	701,299	722,424	
CTG	28,750	0.17%	-2.21%	2,799,101	2,669,467	
TCB	28,850	-0.52%	-4.47%	4,237,588	6,253,129	
VPB	19,350	-1.78%	-6.07%	23,869,706	20,122,175	
MBB	18,150	0.28%	-2.16%	8,070,446	9,093,337	
HDB	19,200	0.79%	-2.54%	1,762,314	2,141,930	
TPB	22,400	0.22%	-3.45%	2,535,072	2,104,488	
STB	25,700	0.78%	-2.84%	18,686,285	22,281,168	
VIB	20,400	-0.24%	-3.55%	5,067,577	4,258,242	
ACB	24,250	-0.61%	-2.81%	5,941,865	4,738,747	
NVL	14,400	-1.03%	-0.69%	27,758,704	31,992,098	PDR: Phat Dat recorded a net profit of VND24 billion in Q1, paid more than VND1,000 billion of principal.
BCM	79,400	0.25%	-0.50%	67,386	80,410	
PDR	13,400	-2.19%	-4.29%	17,260,618	16,720,405	
GAS	96,000	0.42%	-4.00%	520,043	698,322	POW: Update on the status of NT3, NT4 Thermal Power, POW said that 17/18 bidding packages have been signed, specifically 9 packages have been completed, 8 packages are in progress.
POW	13,150	-0.38%	-2.23%	22,622,571	10,500,030	
PLX	36,450	0.14%	-2.02%	1,190,094	1,014,808	
VIC	52,600	0.00%	-0.75%	2,633,026	2,437,005	VHM: In the field of industrial - real estate, Vinhomes is actively promoting investment to increase occupancy rate in Cat Hai project, Hai Phong.
VHM	50,700	0.60%	0.40%	1,023,817	1,047,187	
VRE	28,300	0.00%	-0.35%	2,721,112	2,934,451	
VNM	71,900	-0.14%	-2.18%	1,618,297	1,689,335	SAB: In 2023, Sabeco sets a business plan with expected net revenue of VND40,272 billion, up 15.1% over the same period.
MSN	78,000	-0.89%	-1.52%	1,531,379	1,728,970	
SAB	170,500	0.06%	0.59%	435,178	485,492	
BVH	47,000	1.84%	-2.89%	703,327	446,244	FPT: In Q1, FPT recorded revenue of VND11,681 billion, profit before tax of VND2,121 billion, up 20.1% yoy and 19.2% yoy, respectively. Technology segment continued to be the main growth driver and contributed 59% of revenue and 43% of pre-tax profit of corporation in the first quarter.
VIC	99,500	-0.60%	0.20%	221,287	194,128	
FPT	79,400	0.13%	-0.25%	1,064,854	958,578	
MWG	40,400	-0.25%	-1.58%	2,403,709	4,392,042	
GVR	15,150	0.66%	-5.02%	3,289,200	2,701,461	
SSI	21,100	-0.94%	-2.99%	21,971,878	22,136,733	
HPG	20,800	0.00%	1.71%	14,505,225	14,527,239	

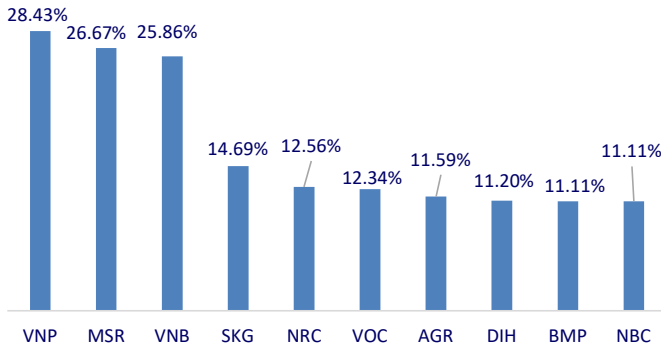
Top highest total traded value stocks (Billion VND)



Foreign net flow 10 nearest sessions (Billion VND)



Top increases in 3 sessions with liquidity



Top decreases in 3 sessions with liquidity

