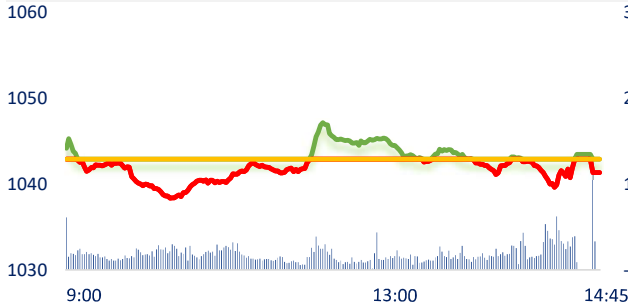
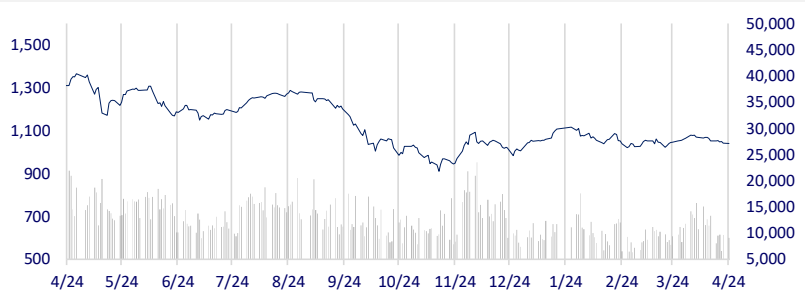
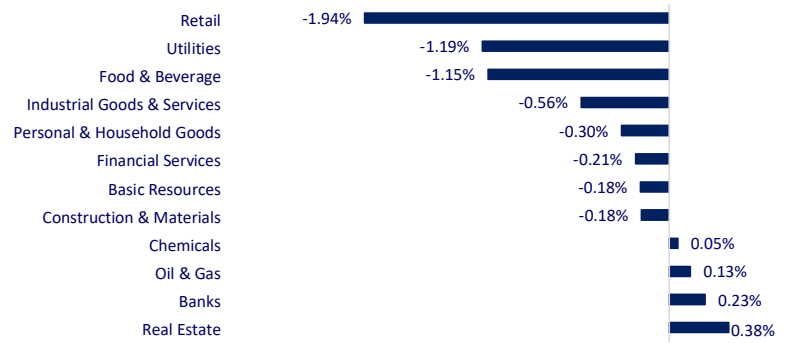


VIETNAM STOCK MARKET		1D	YTD
VN-INDEX	1,041.36	-0.15%	3.40%
VN30	1,046.17	0.00%	4.08%
HNX	206.76	-0.08%	0.71%
UPCOM	77.90	-0.12%	8.72%
Net Foreign buy (B)	273.25		
Total trading value (B)	10,673.01	-11.86%	23.88%

Vietnam stock market had a volatile session when many financial reports of businesses were released. Real estate and banking are the two most positive sectors in the market today when SBV officially allows the bank to restructure the repayment term and keep the debt group unchanged for customers in difficulty. Some notable gainers today include BCG, HQC, SCR, NVL, TCB,...

INTRADAY VNINDEX 4/24/2023

VNINDEX (1Y)


ETF & DERIVATIVES		1D	YTD
E1VFN30	17,900	0.06%	3.29%
FUEMAV30	12,420	0.00%	4.19%
FUESSV30	12,860	-6.74%	3.04%
FUESSV50	15,720	0.00%	11.89%
FUESSVFL	15,620	-0.76%	8.85%
FUEVFN30	22,200	-0.58%	-0.89%
FUEVN100	13,320	-1.11%	2.86%
VN30F2312	1,033.90	0.04%	
VN30F2309	1,037.00	0.03%	
VN30F2306	1,039.00	0.06%	
VN30F2305	1,040.90	0.09%	

CHANGE IN PRICE BY SECTOR


GLOBAL MARKET		1D	YTD
Nikkei	28,593.52	0.10%	9.58%
Shanghai	3,275.41	-0.78%	6.03%
Kospi	2,523.50	-0.82%	12.84%
Hang Seng	19,959.94	-0.58%	0.90%
STI (Singapore)	3,324.55	0.08%	2.25%
SET (Thailand)	1,557.87	-0.03%	-6.73%
Brent oil (\$/barrel)	81.09	-0.14%	-5.61%
Gold (\$/ounce)	1,994.85	0.06%	9.24%

At the end of the session, Asian markets continued to be gloomy due to the negative business results of businesses in the first quarter of 2023. Nikkei 225 gained slightly as investors watched the BOJ's move to fight inflation in Friday meeting.

VIETNAM ECONOMY		1D (bps)	YTD (bps)
Vnibor	3.81%	58	-116
Deposit interest 12M	7.40%	0	0
5 year-Gov. Bond	3.07%	-2	-172
10 year-Gov. Bond	3.24%	6	-167
USD/VND	23,643	-0.09%	-0.49%
EUR/VND	26,570	0.08%	3.55%
CNY/VND	3,474	-0.12%	-0.32%

SBV allows credit institutions and foreign banks to restructure debt repayment terms and maintain the same debt group in order to support customers who have difficulties in production, business activities and paying debts for consumption. The implementation period is from April 24 to the end of June 30, 2024.

EVENT CALENDAR

Ticker	Ex-right Date	Last register Date	Exercise Date	Type	Rate	Value
APL	4/24/2023	4/25/2023	5/12/2023	Cash		1,200
SFI	4/25/2023	4/26/2023	5/25/2023	Cash		4,000
FHS	4/26/2023	4/27/2023	5/10/2023	Cash		900
UEM	5/4/2023	5/5/2023	5/24/2023	Cash		1,100
HGM	5/4/2023	5/5/2023	6/30/2023	Cash		1,500
TB8	5/5/2023	5/8/2023	5/22/2023	Cash		1,200
DM7	5/5/2023	5/8/2023	5/15/2023	Cash		700
FMC	5/8/2023	5/9/2023	5/26/2023	Cash		2,000

SELECTED NEWS

SBV allows banks to buy back corporate bonds from April 24;

Hanoi attracted a breakthrough in FDI capital reaching USD1.71 billion, ranking first in the country in the first 4 months of 2023;

Delay the start date of Bien Hoa - Vung Tau expressway project;

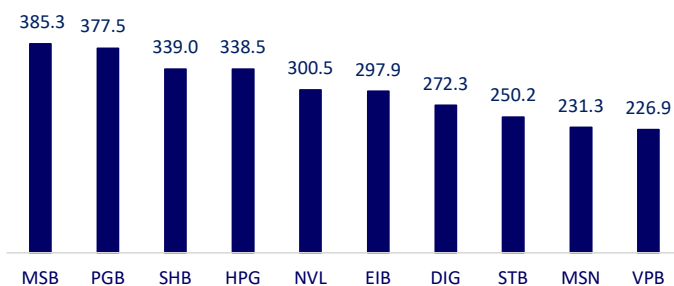
Fed officials favor rate hikes as inflation remains high;

China real estate market is gradually recovering, but the period of rapid growth is over;

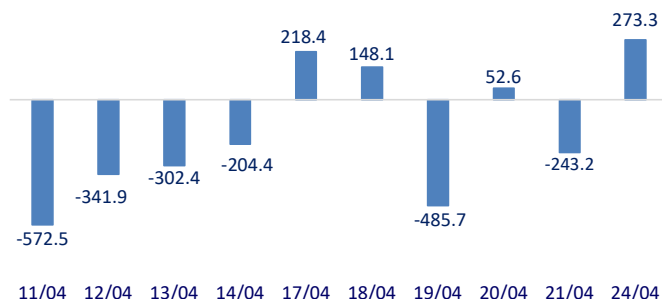
China plans to invest more than USD7 billion to upgrade its chip supply chain.

	Close	1D	5D	Buying vol.	Selling vol.	Content
VCB	87,900	0.46%	-0.57%	724,951	866,717	VIB: At the end of the first quarter, VIB recorded a pre-tax profit of approximately VND2,700 billion, up 18% over the same period. In which, total operating income reached more than VND4,900 billion, an increase of more than 19%. The bank maintained a highly effective net interest margin (NIM) at 4.6% amid fluctuations in both deposit and lending rates.
BID	43,700	-1.13%	-2.89%	674,897	996,678	
CTG	28,900	1.05%	-1.03%	4,744,782	4,331,514	
TCB	29,500	2.79%	0.17%	6,577,156	6,205,549	
VPB	19,500	0.26%	-4.65%	15,013,524	13,754,523	
MBB	18,250	1.11%	0.00%	11,127,071	10,116,625	
HDB	18,750	-0.27%	-2.85%	2,830,156	2,509,376	
TPB	22,850	1.33%	-0.65%	10,310,292	7,510,489	
STB	25,550	-0.20%	-1.35%	14,858,952	18,169,648	
VIB	20,300	0.74%	-1.69%	7,866,998	5,682,988	
ACB	24,200	-0.21%	-3.20%	4,080,323	4,171,116	
NVL	14,050	3.31%	-5.07%	52,436,308	47,961,481	NVL: Novaland added apartments and shophouses to cover bonds at MBS with a total value of up to VND400 billion.
BCM	79,100	0.00%	-0.38%	75,316	109,455	
PDR	13,200	1.54%	-5.04%	13,134,532	9,119,641	
GAS	93,100	-2.41%	-4.22%	838,554	1,038,750	POW: PV Power cooperates with Armex (Czech Republic) to find coal and gas sources for power plants.
POW	13,000	1.56%	-2.62%	23,702,465	6,917,200	
PLX	36,750	0.00%	1.80%	692,069	836,833	
VIC	52,600	-0.19%	-0.57%	2,601,462	2,576,292	VHM: Net sales reached VND29,299 billion, 3.3 times higher than the same period last year. Gross profit reached VND6,643 billion, 1.7 times higher. Gross profit margin reached 22.7%.
VHM	50,500	0.40%	0.40%	2,096,350	2,509,169	
VRE	28,150	0.90%	-0.53%	6,195,764	6,187,487	
VNM	70,500	-0.56%	-1.67%	1,995,060	1,875,714	MSN: Masan sets a revenue target of VND100,000 billion for the third time with the main expectation on WinCommerce in 2023.
MSN	73,300	-4.06%	-6.15%	2,354,781	2,783,185	
SAB	171,100	0.35%	4.33%	246,583	258,564	
BVH	46,400	-0.96%	-1.69%	451,758	362,436	BVH: Baoviet targets total revenue in 2023 to reach VND768.5 billion, equivalent to 83% of the implementation level in 2022. Profit after tax will reach VND155.7 billion, equivalent to 106% of the implementation level in 2022.
VJC	97,400	-0.10%	-2.21%	327,199	351,463	
FPT	79,100	-0.25%	-0.63%	1,878,472	1,783,964	
MWG	38,400	-2.29%	-3.64%	5,973,066	4,869,191	
GVR	15,300	1.32%	-0.65%	2,194,644	2,334,025	
SSI	21,500	-0.69%	0.70%	19,675,429	24,775,902	
HPG	20,650	-0.24%	-0.96%	19,289,725	22,874,421	

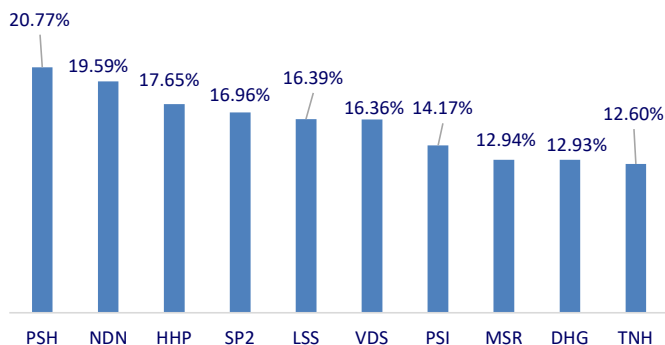
Top highest total traded value stocks (Billion VND)



Foreign net flow 10 nearest sessions (Billion VND)



Top increases in 3 sessions with liquidity



Top decreases in 3 sessions with liquidity

