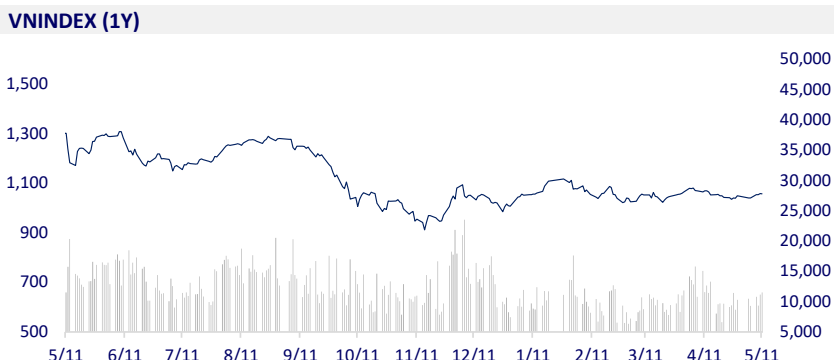
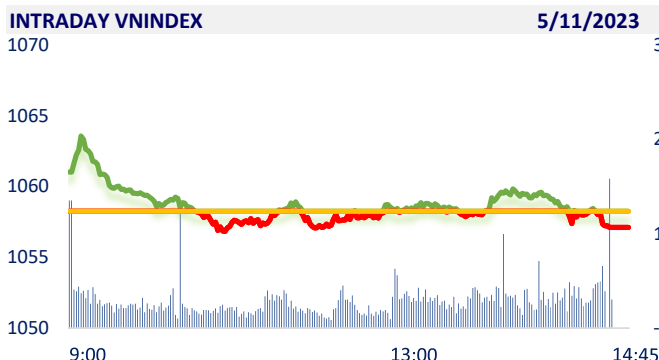
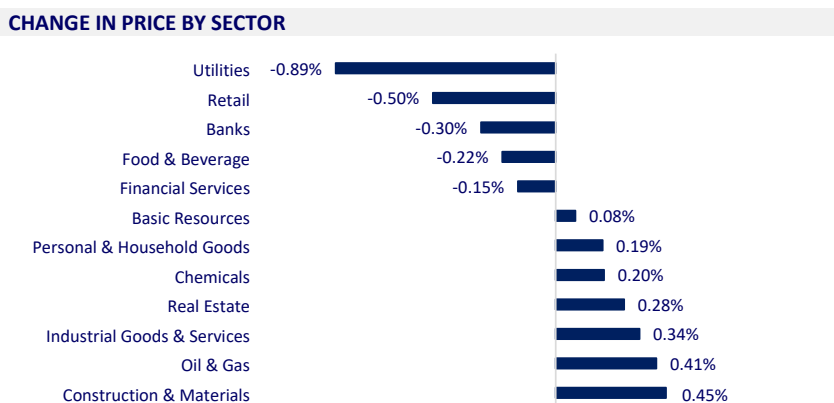


VIETNAM STOCK MARKET		1D	YTD
VN-INDEX	1,057.12	-0.11%	4.97%
VN30	1,054.93	-0.01%	4.95%
HNX	214.41	0.24%	4.43%
UPCOM	79.13	0.37%	10.44%
Net Foreign buy (B)	140.65		
Total trading value (B)	14,021.65	4.76%	62.74%

Today, VNIndex had a struggling session. Small and mid-cap stocks in the real estate and construction sectors were the bright spot when DIG, HQC, QCG, EVG... all increased in range and closed at the ceiling price.



ETF & DERIVATIVES		1D	YTD
E1VFN30	17,990	-0.17%	3.81%
FUEMAV30	12,450	0.00%	4.45%
FUESSV30	12,920	-0.15%	3.53%
FUESSV50	15,800	-1.31%	12.46%
FUESSVFL	16,140	-0.06%	12.47%
FUEVFN30	22,260	-0.18%	-0.63%
FUEVN100	13,450	0.52%	3.86%
VN30F2312	1,045.50	0.11%	
VN30F2309	1,046.30	-0.03%	
VN30F2306	1,049.90	0.12%	
VN30F2305	1,051.60	0.10%	



GLOBAL MARKET		1D	YTD
Nikkei	29,126.72	0.02%	11.62%
Shanghai	3,309.55	-0.29%	7.13%
Kospi	2,491.00	-0.22%	11.38%
Hang Seng	19,743.79	-0.09%	-0.19%
STI (Singapore)	3,229.55	-0.39%	-0.67%
SET (Thailand)	1,567.40	-0.14%	-6.16%
Brent oil (\$/barrel)	72.93	-5.11%	-15.11%
Gold (\$/ounce)	2,034.65	-0.28%	11.41%

In the afternoon session of May 11, most Asian stock markets recorded dominant color being red. Due to deflationary pressure in China economy, unsatisfactory annual revenue reports from Japanese companies, and trouble with the public debt ceiling in America can't solve it.

VIETNAM ECONOMY		1D (bps)	YTD (bps)
Vnibor	4.78%	-4	-19
Deposit interest 12M	7.20%	0	-20
5 year-Gov. Bond	2.90%	1	-189
10 year-Gov. Bond	3.10%	4	-180
USD/VND	23,680	0.17%	-0.34%
EUR/VND	26,067	-1.76%	1.59%
CNY/VND	3,453	-0.06%	-0.92%

Deposit interest rates have continuously decreased sharply from the beginning of February until now, especially after the State Bank of Vietnam (SBV) reduced the operating interest rates on March 15 and April 3. Compared to the peak period at the beginning of the year, the deposit interest rates listed at banks have decreased by about 0.5-1.7% in all terms.

**EVENT CALENDAR**

Ticker	Ex-right Date	Last register Date	Exercise Date	Type	Rate	Value
BAX	5/11/2023	5/12/2023	6/14/2023	Cash & Stock		5,000
FTS	5/11/2023	5/12/2023	6/1/2023	Cash & Stock	10:1	500
THI	5/11/2023	5/12/2023	5/29/2023	Cash		1,000
SED	5/12/2023	5/15/2023	6/23/2023	Cash		1,500
PHN	5/12/2023	5/15/2023	5/25/2023	Cash		1,000
PTD	5/12/2023	5/15/2023	5/25/2023	Cash		1,000
VIP	5/12/2023	5/15/2023	5/31/2023	Cash		1,200
VNS	5/15/2023	5/16/2023	5/26/2023	Cash		800

## SELECTED NEWS

More than VND13.4 trillion of corporate bonds were bought back before maturity in April;

Interest rates fall, banks still attract deposits;

Standard Chartered lowers Vietnam's 2023 GDP growth forecast to 6.5%;

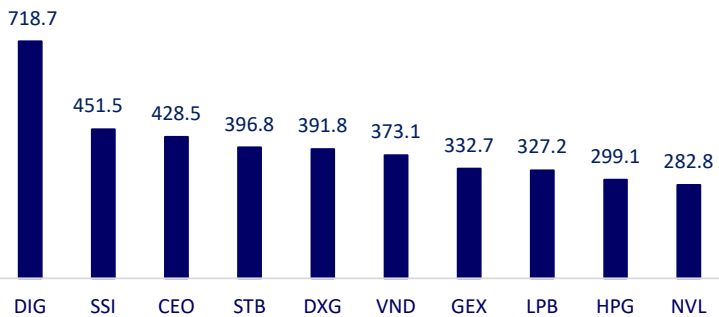
US inflation cooled down, the Fed might pause raising interest rates;

The specter of deflation threatens China's economy;

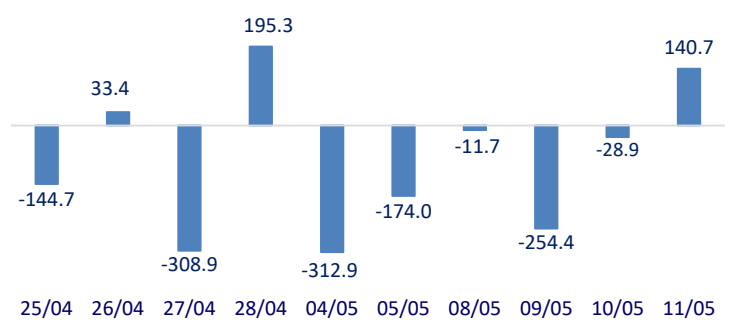
Europe plans a new economic sanctions package on Russia.

	Close	1D	5D	Buying vol.	Selling vol.	Content
VCB	91,000	-1.09%	2.82%	761,228	955,026	BID: BIDV has just issued a notice to find a corporate to organize the debt auction of Dong Phuong Petroleum Joint Stock Company. The value of the temporary debt as of the end of April 11, 2023 is more than VND1,149.4 billion.
BID	45,000	0.00%	2.86%	984,700	1,223,720	
CTG	28,350	0.35%	0.35%	6,239,254	5,783,035	
TCB	29,100	-0.68%	0.17%	4,717,599	5,231,683	
VPB	19,800	1.28%	1.28%	14,266,297	16,103,188	
MBB	18,500	0.00%	1.65%	13,796,435	18,636,554	
HDB	19,200	0.26%	2.13%	2,399,054	3,259,341	
TPB	23,600	-0.63%	0.00%	2,743,747	3,512,127	
STB	26,400	0.19%	4.97%	27,038,563	35,724,291	
VIB	20,550	-0.48%	1.73%	6,699,732	7,430,757	
ACB	24,900	0.00%	0.81%	4,835,888	5,978,500	
NVL	13,800	3.76%	1.85%	38,059,466	42,320,871	NVL: NVL is no longer cooperating as a developer of the Viet Phat urban and industrial park project invested by a subsidiary of Van Thinh Phat.
BCM	77,500	-0.13%	-0.77%	83,037	133,644	
PDR	13,950	1.45%	1.82%	22,500,143	22,960,972	LX: PLX will record a pre-tax financial income of about VND730 billion after completing the divestment at PG Bank. These revenues will be recognized in 2nd quarter financial statements.
GAS	92,200	-1.07%	0.22%	661,904	766,564	
POW	13,300	-0.75%	2.31%	11,665,236	17,505,546	
PLX	37,750	0.00%	0.80%	993,333	1,295,736	
VIC	50,500	-0.20%	-1.56%	1,873,518	2,581,509	VRE: BoDs is confident with its profit target to continue to grow by 20%-30% in 2024-2025 period thanks to higher occupancy rates, rent conversion mechanism and floor area expansion.
VHM	49,150	-0.41%	-0.71%	1,338,343	1,470,152	
VRE	28,050	0.90%	2.94%	5,920,564	5,506,490	VNM: After many times of increasing ownership, members of Fraser & Neave (Thailand) currently hold a total of more than 20% of capital in Vinamilk, just behind State shareholders (36%).
VNM	70,000	-0.71%	2.04%	983,329	1,189,038	
MSN	73,800	0.27%	4.53%	974,909	1,235,769	
SAB	164,500	-0.42%	-1.26%	252,537	305,174	HPG: Hoa Phat proposed to invest in 4 projects with more than VND120,000 billion in Phu Yen province. Specifically, Hoa Phat proposed Hoa Tam Industrial Park Infrastructure Business Project; Bai Goc port project; Hoa Phat Iron and Steel Complex in Hoa Tam Industrial Park; Project of Commercial and Service Zone. In which, Hoa Phat Iron and Steel Complex in Hoa Tam Industrial Park is expected to have an investment capital of VND80,000 billion.
BVH	45,700	-0.54%	0.99%	852,371	986,877	
VJC	96,700	-0.10%	1.26%	218,889	323,358	
FPT	79,100	0.13%	0.76%	956,219	1,142,105	
MWG	38,700	-0.77%	2.11%	3,146,286	4,082,360	
GVR	16,700	-0.89%	6.37%	6,878,288	6,792,619	
SSI	22,400	-0.44%	2.99%	30,060,552	45,729,964	
HPG	21,750	0.23%	2.11%	23,671,830	30,900,553	

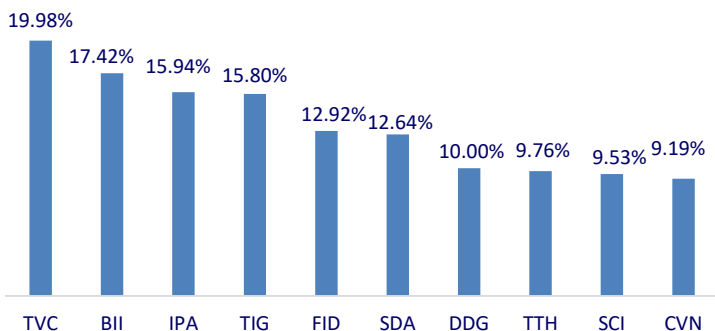
Top highest total traded value stocks (Billion VND)



Foreign net flow 10 nearest sessions (Billion VND)



Top increases in 3 sessions with liquidity



Top decreases in 3 sessions with liquidity

