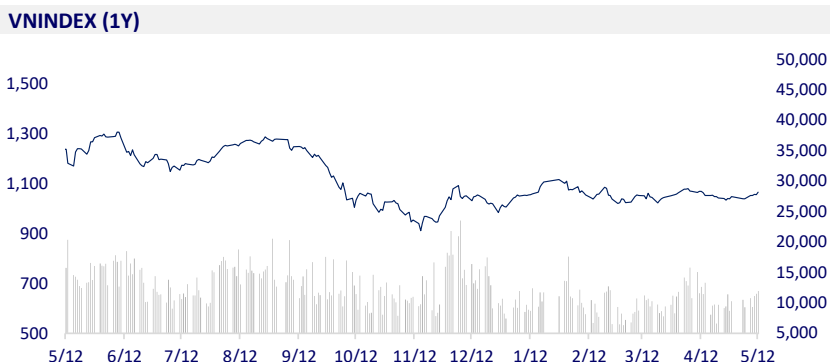
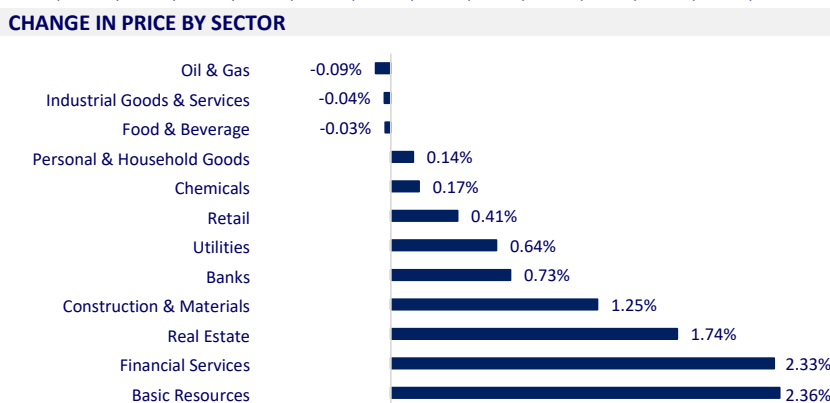


VIETNAM STOCK MARKET		1D	YTD
VN-INDEX	1,066.90	0.93%	5.94%
VN30	1,066.44	1.09%	6.09%
HNX	215.10	0.32%	4.77%
UPCOM	80.05	1.16%	11.72%
Net Foreign buy (B)	5.37		
Total trading value (B)	14,128.82	0.76%	63.98%

VNIndex dropped slightly at the beginning of the session but quickly recovered and closed at the highest level of the session. Steel gained the most in today session with a steady increase in representatives such as HPG (+2.8%), HSG (+1.2%), NKG (+1.3%), TLH (+6.3%), VGS (+2.7%)...



ETF & DERIVATIVES		1D	YTD
E1VFN30	18,160	0.94%	4.79%
FUEMAV30	12,580	1.04%	5.54%
FUESSV30	12,920	0.00%	3.53%
FUESSV50	16,000	1.27%	13.88%
FUESSVFL	16,200	0.37%	12.89%
FUEVFNVD	22,310	0.22%	-0.40%
FUEVN100	13,500	0.37%	4.25%
VN30F2312	1,056.90	1.09%	
VN30F2309	1,057.10	1.03%	
VN30F2306	1,060.00	0.96%	
VN30F2305	1,064.90	1.26%	



GLOBAL MARKET		1D	YTD
Nikkei	29,388.30	0.90%	12.62%
Shanghai	3,272.36	-1.12%	5.93%
Kospi	2,475.42	-0.63%	10.69%
Hang Seng	19,627.24	-0.59%	-0.78%
STI (Singapore)	3,208.55	-0.65%	-1.32%
SET (Thailand)	1,561.35	-0.39%	-6.53%
Brent oil (\$/barrel)	71.17	-5.13%	-17.16%
Gold (\$/ounce)	2,011.15	-0.36%	10.13%

Asian stock markets continued to move up and down in a narrow range in the afternoon session of May 12, in the context of not having much positive information from the US and China markets.

VIETNAM ECONOMY		1D (bps)	YTD (bps)
Vnibor	4.91%	13	-6
Deposit interest 12M	7.20%	0	-20
5 year-Gov. Bond	2.86%	-4	-193
10 year-Gov. Bond	3.04%	-6	-186
USD/VND	23,670	0.11%	-0.38%
EUR/VND	26,042	-1.21%	1.49%
CNY/VND	3,446	-0.06%	-1.12%

Yesterday (May 11), in the OMO market, the State Bank of Vietnam (SBV) offered bids for two terms of 07 days and 28 days, with the volume of VND10,000 billion/term with the interest rate of 5.0%. There is no winning volume in both terms; there are VND11,955.73 billion due. The SBV does not offer SBV bills, which have no maturity.

**EVENT CALENDAR**

Ticker	Ex-right Date	Last register Date	Exercise Date	Type	Rate	Value
SED	5/12/2023	5/15/2023	6/23/2023	Cash		1,500
PHN	5/12/2023	5/15/2023	5/25/2023	Cash		1,000
PTD	5/12/2023	5/15/2023	5/25/2023	Cash		1,000
VIP	5/12/2023	5/15/2023	5/31/2023	Cash		1,200
VNS	5/15/2023	5/16/2023	5/26/2023	Cash		800
VCI	5/15/2023	5/16/2023	6/6/2023	Cash		500
LBM	5/15/2023	5/16/2023	5/31/2023	Cash		1,000
CLH	5/16/2023	5/17/2023	5/30/2023	Cash		2,300

## SELECTED NEWS

China imported record shrimp in Q1, but imports from Vietnam dropped sharply;

Deploying a package of VND120,000 billion for social housing loans;

Governor: The State Bank will consider reducing the operating interest rate;

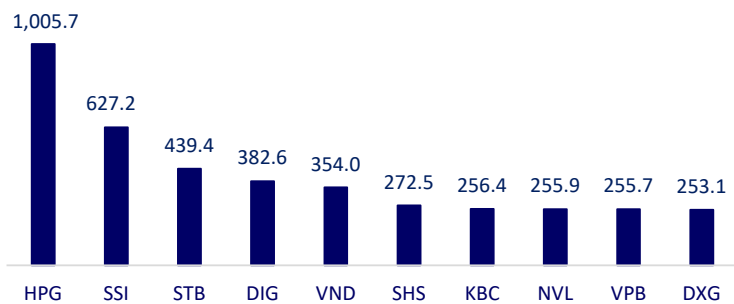
BoE raised interest rates to 15-year highs;

Russia does not fall into economic disaster, will continue to grow positively;

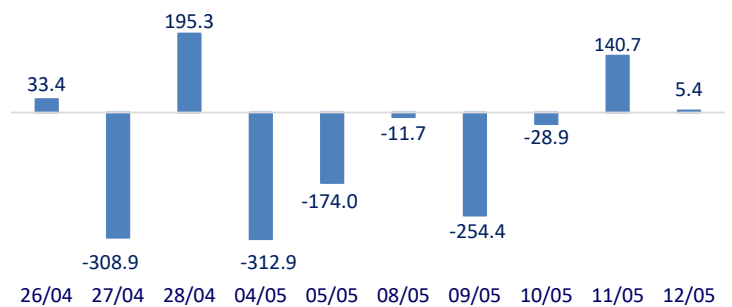
Americans disagree about whether to let the country default.

	Close	1D	5D	Buying vol.	Selling vol.	Content
VCB	92,800	1.98%	3.34%	1,046,216	1,114,280	According to VPBank's latest listed interest rates from May 12, interest rates for terms over 12 months have all decreased by 0.2 percentage points. In which, the highest interest rate applied for 12-13 term is only 8%/year, 15-36 month term is down to 7.2%/year. TPBank also reduced 0.1 - 0.2 percentage points of deposit interest rates for terms of 6 months or more. Currently, the highest interest rate applied by TPBank is 7.8%, for online depositors.
BID	45,000	0.00%	3.57%	956,684	960,603	
CTG	28,400	0.18%	1.97%	6,405,301	6,544,640	
TCB	29,300	0.69%	2.09%	5,056,872	5,169,143	
VPB	19,750	-0.25%	1.54%	11,859,363	17,778,615	
MBB	18,650	0.81%	3.04%	14,829,599	15,024,516	
HDB	19,400	1.04%	1.84%	2,883,338	3,362,845	
TPB	23,550	-0.21%	0.86%	3,445,492	4,509,552	
STB	26,800	1.52%	7.41%	40,368,064	35,996,627	
VIB	20,500	-0.24%	1.74%	7,829,002	8,915,552	
ACB	25,000	0.40%	1.42%	4,399,542	5,561,841	
NVL	13,700	-0.72%	1.11%	28,674,853	43,656,663	NVL: Novaland is facing many difficulties with huge debts. Liabilities at the end of the first quarter were VND211,787 billion, 4.8 times more than equity.
BCM	77,500	0.00%	-0.51%	125,462	191,214	
PDR	13,950	0.00%	3.33%	11,359,929	14,427,685	
GAS	92,500	0.33%	0.65%	786,636	528,043	PLX: 60% increase in financial revenue QoQ to VND513 billion thanks to an increase in foreign exchange gain (VND281 billion), Petrolimex's net profit reached VND620 billion, up 155% in Q1.2023
POW	13,400	0.75%	2.68%	10,699,852	14,092,243	
PLX	37,550	-0.53%	-0.66%	986,301	1,178,654	
VIC	51,700	2.38%	1.97%	3,641,636	4,357,864	VIC: VinFast reported April sales with good numbers. Specifically, VinFast has sold a total of 3,798 electric cars, more than 4 times higher than in March (915 cars).
VHM	51,200	4.17%	4.49%	2,424,080	2,072,164	
VRE	28,150	0.36%	3.68%	5,083,446	5,491,056	
VNM	69,600	-0.57%	1.16%	2,141,972	1,996,781	SAB: SAB will additionally pay the 2022 cash dividend (15%), bringing the total dividend payout ratio in 2022 to 50%. In addition, SAB shareholders will receive bonus shares at the ratio of 1:1.
MSN	74,400	0.81%	1.92%	781,103	1,054,418	
SAB	163,900	-0.36%	-0.97%	244,416	284,668	
BVH	46,000	0.66%	0.22%	1,537,709	939,571	BVH: The insurance business suffered a loss, but financial profit increased by 23% and the profit of associates was 2.6 times higher than the same period last year, helping BVH's net profit increase by 10% in Q1/2023, reaching more than VND528 billion.
VJC	97,200	0.52%	1.25%	487,911	462,303	
FPT	80,500	1.77%	2.68%	2,413,922	1,759,777	
MWG	39,000	0.78%	3.17%	3,426,262	3,835,498	
GVR	16,800	0.60%	8.39%	8,762,044	8,977,064	
SSI	23,250	3.79%	8.39%	52,059,352	45,191,449	
HPG	22,350	2.76%	4.20%	79,132,185	80,336,839	

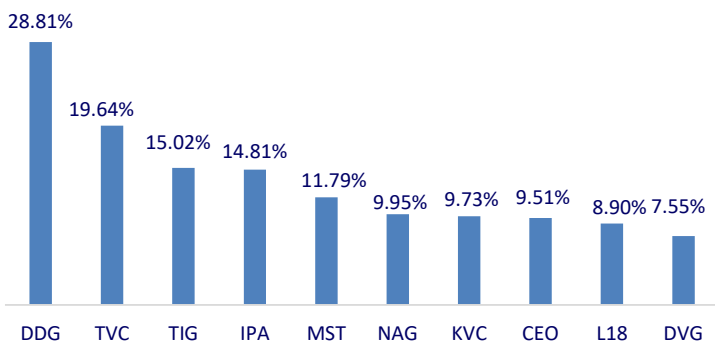
Top highest total traded value stocks (Billion VND)



Foreign net flow 10 nearest sessions (Billion VND)



Top increases in 3 sessions with liquidity



Top decreases in 3 sessions with liquidity

