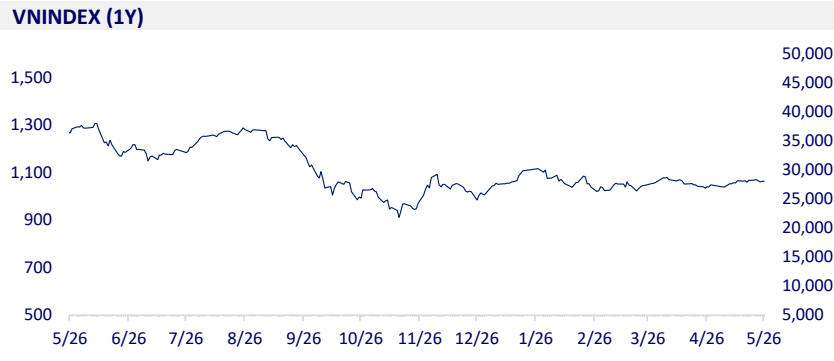
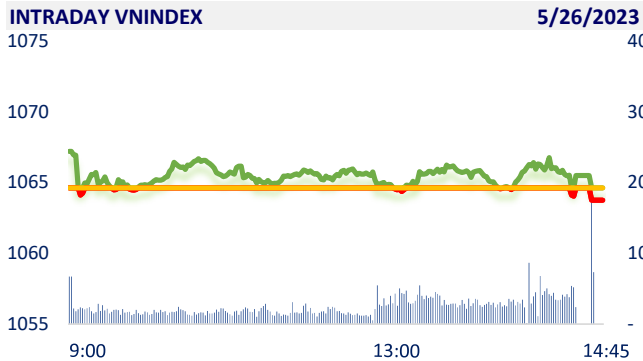
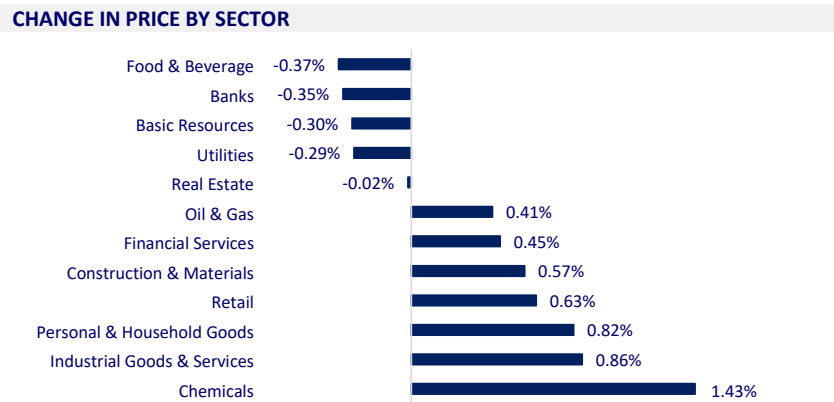


VIETNAM STOCK MARKET		1D	YTD
VN-INDEX	1,063.76	-0.08%	5.63%
VN30	1,060.81	-0.13%	5.53%
HNX	217.64	0.40%	6.01%
UPCOM	80.58	-0.16%	12.46%
Net Foreign buy (B)	-332.78		
Total trading value (B)	13,207.88	-5.98%	53.30%

The market excitedly rallied right from the ATO session, but then, the hesitation gradually appeared in today's session, when the market traded in narrow range, just over 4 points. Foreign investors continued to have the 5th consecutive with a value of VND388 billion.



ETF & DERIVATIVES		1D	YTD
E1VFN30	18,050	-0.22%	4.15%
FUEMAV30	12,520	-0.16%	5.03%
FUESSV30	13,030	0.15%	4.41%
FUESSV50	16,050	-0.25%	14.23%
FUESSVFL	16,050	-0.62%	11.85%
FUEVFN30	22,300	0.50%	-0.45%
FUEVN100	13,520	-0.15%	4.40%
VN30F2312	1,052.70	0.35%	
VN30F2309	1,052.90	0.04%	
VN30F2307	1,053.80	-0.08%	
VN30F2306	1,056.50	-0.05%	



GLOBAL MARKET		1D	YTD
Nikkei	30,916.31	0.37%	18.48%
Shanghai	3,212.50	0.35%	3.99%
Kospi	2,558.81	0.16%	14.42%
Hang Seng	18,746.92	0.00%	-5.23%
STI (Singapore)	3,207.39	-0.01%	-1.35%
SET (Thailand)	1,530.84	-0.30%	-8.35%
Brent oil (\$/barrel)	72.38	-4.75%	-15.75%
Gold (\$/ounce)	1,953.11	0.42%	6.95%

In the afternoon session of May 26, Asian stock markets mostly gained, amid hopes of an agreement to raise the debt ceiling in the US and the bounce of technology stocks.

VIETNAM ECONOMY		1D (bps)	YTD (bps)
Vnibor	4.08%	-10	-89
Deposit interest 12M	7.20%	0	-20
5 year-Gov. Bond	2.84%	7	-195
10 year-Gov. Bond	3.07%	5	-183
USD/VND	23,692	0.20%	-0.29%
EUR/VND	25,643	-1.04%	-0.06%
CNY/VND	3,396	0.30%	-2.55%

Since the beginning of the week, the SBV has injected a net of nearly VND40,000 billion into the market, not to mention VND20,000 billion last week. Thus, the State Bank has injected to the market more than half of the total amount of VND110,700 billion dong previously withdrawn through the treasury bill channel.

EVENT CALENDAR

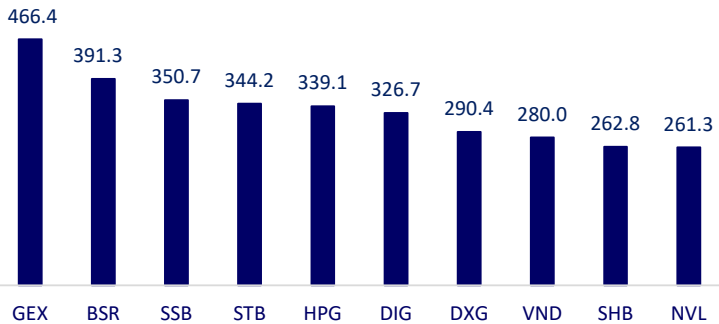
Ticker	Ex-right Date	Last register Date	Exercise Date	Type	Rate	Value
L10	5/26/2023	5/29/2023	6/15/2023	Cash		1,000
EVE	5/26/2023	5/29/2023	6/6/2023	Cash		1,100
TCD	5/26/2023	5/29/2023		Stock	100:15	
NLG	5/29/2023	5/30/2023	6/30/2023	Cash		200
HDB	5/29/2023	5/30/2023	6/12/2023	Cash		1,000
BMC	5/30/2023	5/31/2023	6/14/2023	Cash		900
TBC	5/30/2023	5/31/2023	6/23/2023	Cash		1,500
TMB	5/30/2023	5/31/2023	6/16/2023	Cash		2,000

SELECTED NEWS

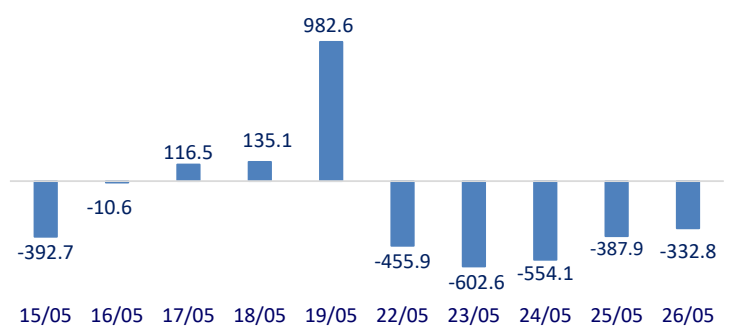
The State Bank has injected nearly VND60,000 billion back to the market, with abundant liquidity;
 The Ministry of Industry and Trade accelerates the removal of transitional renewable electricity;
 In the first three months of the year, non-cash payment transactions increased by 53.51% in volume;
 The probability of the Fed raising interest rates in June increased to 53%;
 US President Biden: USA will not default;
 China's aluminum imports from Russia increased by 200%.

	Close	1D	5D	Buying vol.	Selling vol.	Content
VCB	92,000	-1.29%	-2.34%	529,030	628,460	TPB: SBV has just approved the increase in charter capital of TPBank by a maximum of VND6,198 billion in the form of ordinary shares according to the plan approved by TPBank's 2023 AGM. After completing the share issuance, TPBank's charter capital will increase from VND15,817 billion to VND22,016 billion.
BID	43,400	-0.80%	-2.25%	766,499	1,132,202	
CTG	27,800	0.72%	-0.71%	5,890,496	4,240,179	
TCB	29,900	0.34%	0.84%	3,690,914	3,710,207	
VPB	19,150	-0.26%	-0.78%	11,878,228	14,841,777	
MBB	18,450	0.00%	-1.07%	9,212,890	10,817,538	
HDB	19,500	0.00%	0.52%	2,549,303	2,912,676	
TPB	23,650	1.07%	0.85%	3,448,470	2,542,943	
STB	27,200	0.74%	-2.33%	30,308,128	22,597,318	
VIB	21,050	0.72%	-1.64%	5,939,869	4,631,471	
ACB	25,000	-0.40%	0.20%	13,850,344	13,410,826	
NVL	12,950	-1.89%	-1.89%	36,134,830	38,350,243	NVL: Restructuring plan: (1) negotiate with creditors to restructure debt repayment schedule, (2) focusing on develop key projects, and (3) consider possibilities ability to sell off assets.
BCM	77,400	0.00%	-0.64%	56,465	81,734	
PDR	13,400	-1.11%	0.37%	6,972,999	10,901,253	
GAS	93,700	-1.06%	-1.26%	727,957	919,671	GAS: GAS's AGM approved the plan to increase charter capital in 2023 through the issuance of shares. Specifically, the expected number of shares to be issued is 382.79 million shares (20%).
POW	13,600	1.12%	0.74%	17,821,505	15,385,232	
PLX	37,650	0.80%	0.13%	1,362,922	1,780,137	
VIC	52,000	-1.14%	-0.95%	2,359,393	2,986,809	VHM: VHM withdraws from Ham Nghi urban area project, Ha Tinh. Total estimated investment of the project is about VND23,545 billion (USD1 billion).
VHM	55,000	0.00%	1.66%	2,553,917	3,010,462	
VRE	27,700	0.00%	-1.07%	3,043,619	3,583,051	
VNM	67,100	0.00%	-2.19%	1,888,890	2,494,528	MSN: Since acquiring WinCommerce, Masan has taken a step forward, improving its EBITDA margin from -7% in 2019 to 3% in 2022.
MSN	72,000	0.00%	-0.55%	1,358,124	1,379,416	
SAB	155,500	-1.58%	-3.24%	146,998	185,841	
BVH	43,550	-1.25%	-1.69%	1,650,200	1,786,305	MWG: Online revenue in April increased by 26% compared to March, accounting for 20% of MWG and Dien May Xanh revenue. At the recent investor meeting, Chairman Nguyen Duc Tai said that MWG's online segment will grow stronger than the market growth, thanks to a competitive pricing strategy.
VJC	98,100	0.10%	-0.61%	979,780	1,026,554	
FPT	83,100	-0.12%	0.36%	2,104,756	1,716,367	
MWG	38,200	0.53%	-0.26%	1,828,573	3,049,420	
GVR	17,200	2.69%	5.85%	12,465,922	11,364,276	
SSI	22,550	0.22%	-1.53%	18,017,700	18,146,930	
HPG	21,100	-0.47%	-3.21%	29,874,000	29,261,044	

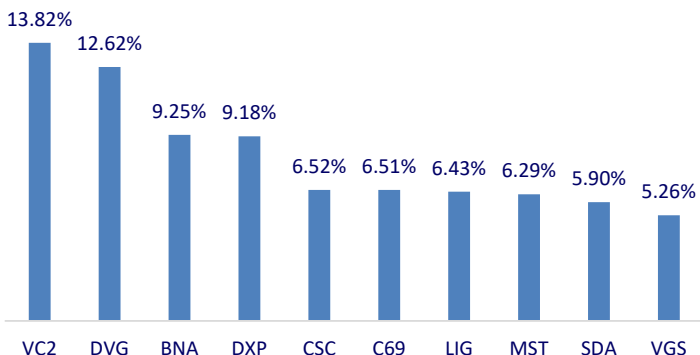
Top highest total traded value stocks (Billion VND)



Foreign net flow 10 nearest sessions (Billion VND)



Top increases in 3 sessions with liquidity



Top decreases in 3 sessions with liquidity

