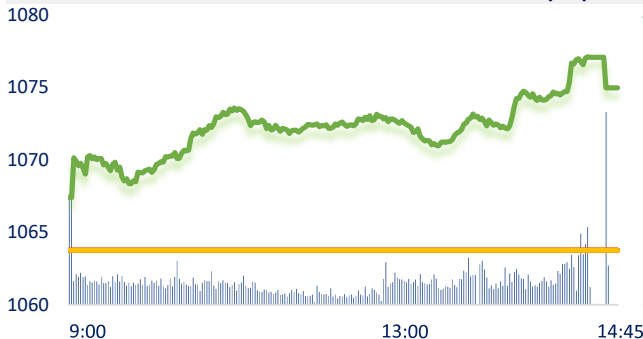
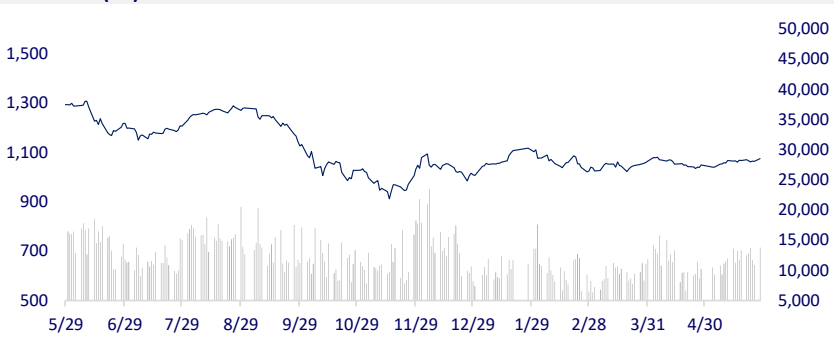
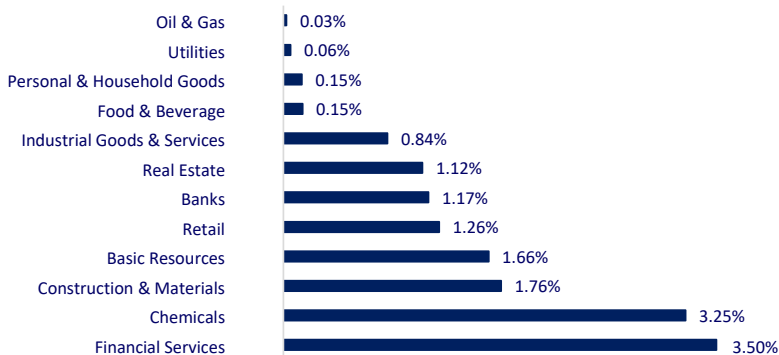


VIETNAM STOCK MARKET		1D	YTD
VN-INDEX	1,074.98	1.05%	6.74%
VN30	1,069.77	0.84%	6.42%
HNX	220.31	1.23%	7.31%
UPCOM	81.13	0.68%	13.23%
Net Foreign buy (B)	133.47		
Total trading value (B)	16,243.03	22.98%	88.52%

The market rallied at the beginning of the morning session when there was positive information about the US reaching an agreement to raise the national debt ceiling. The main indices remained in green until the end of the session. Cash flow increased strongly again after 2 dropping sessions. Trading volume and value increased by 34.1% and 26.7% respectively compared to the previous session.

INTRADAY VNINDEX 5/29/2023

VNINDEX (1Y)

ETF & DERIVATIVES

		1D	YTD
E1VFN30	18,200	0.83%	5.02%
FUEMAV30	12,620	0.80%	5.87%
FUESSV30	13,180	1.15%	5.61%
FUESSV50	16,880	5.17%	20.14%
FUESSVFL	16,460	2.55%	14.70%
FUEVFN30	22,360	0.27%	-0.18%
FUEVN100	13,630	0.81%	5.25%
VN30F2312	1,061.00	0.79%	
VN30F2309	1,062.00	0.86%	
VN30F2307	1,064.00	0.97%	
VN30F2306	1,068.00	1.09%	

CHANGE IN PRICE BY SECTOR

GLOBAL MARKET

		1D	YTD
Nikkei	31,233.54	1.03%	19.69%
Shanghai	3,221.45	0.28%	4.28%
Kospi	2,558.81	0.00%	14.42%
Hang Seng	18,551.11	-1.04%	-6.22%
STI (Singapore)	3,195.22	-0.38%	-1.73%
SET (Thailand)	1,540.97	0.66%	-7.75%
Brent oil (\$/barrel)	76.70	-1.02%	-10.72%
Gold (\$/ounce)	1,945.30	-0.93%	6.52%

In the afternoon session of May 29, Asian stock markets mostly rose, after US leaders reached a preliminary agreement on raising the debt ceiling to avoid a serious default.

VIETNAM ECONOMY

		1D (bps)	YTD (bps)
Vnibor	3.97%	-11	-100
Deposit interest 12M	7.20%	0	-20
5 year-Gov. Bond	2.81%	-3	-198
10 year-Gov. Bond	3.06%	-1	-184
USD/VND	23,685	0.14%	-0.32%
EUR/VND	25,596	-1.24%	-0.25%
CNY/VND	3,387	-0.21%	-2.81%

Total state budget revenue in May 2023 is estimated at VND103.4 trillion. Accumulated total state budget revenue in the first 5 months of 2023 is estimated at VND769.6 trillion, equaling 47.5% of the year estimate and down 6% compared to the same period last year.

EVENT CALENDAR

Ticker	Ex-right Date	Last register Date	Exercise Date	Type	Rate	Value
NLG	5/29/2023	5/30/2023	6/30/2023	Cash		200
HDB	5/29/2023	5/30/2023	6/12/2023	Cash		1,000
BMC	5/30/2023	5/31/2023	6/14/2023	Cash		900
TBC	5/30/2023	5/31/2023	6/23/2023	Cash		1,500
TMB	5/30/2023	5/31/2023	6/16/2023	Cash		2,000
GMX	5/30/2023	5/31/2023	6/15/2023	Cash		1,000
GDT	5/31/2023	6/1/2023	6/15/2023	Cash		1,000
WCS	5/31/2023	6/1/2023	6/23/2023	Cash		2,000

SELECTED NEWS

CPI in May 2023 increased by 2.43%;

Newly established enterprises in May decreased in both quantity and capital compared to April;

Vietnam has a trade surplus of USD9.8 billion in the first 5 months of 2023;

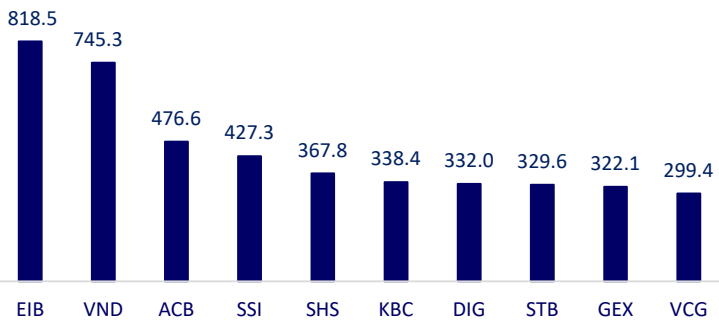
US reaches agreement to prevent default;

The US Treasury Department has less than USD39 billion in cash;

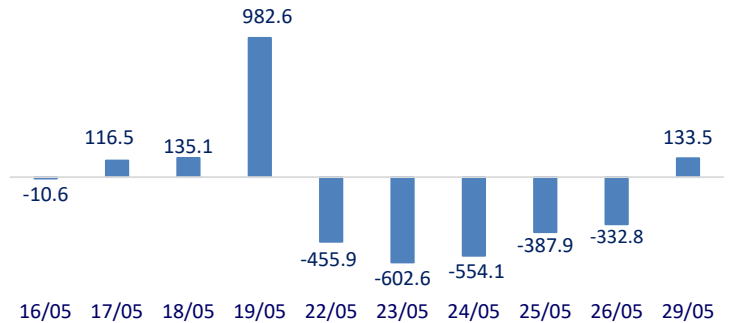
World gold fell for 3 consecutive weeks.

	Close	1D	5D	Buying vol.	Selling vol.	Content
VCB	93,100	1.20%	0.00%	1,254,600	1,016,701	CTG: VietinBank is selling a debt of VND5,800 billion of Nosco Shipyard (an associate company of Orient Shipping and Trading Joint Stock Company). The value of the debt as of the end of May 19, 2023 is: VND4,753 billion and USD48 million (about VND1,100 billion).
BID	43,900	1.15%	-1.13%	1,372,063	1,363,643	
CTG	28,000	0.72%	0.18%	4,917,793	7,480,939	
TCB	30,200	1.00%	-0.98%	5,300,545	5,135,004	
VPB	19,350	1.04%	-1.78%	12,549,743	17,529,754	
MBB	18,750	1.63%	-0.53%	12,564,005	14,602,412	
HDB	18,800	1.62%	1.88%	3,997,262	4,235,374	
TPB	24,300	2.75%	2.10%	14,625,176	10,780,138	
STB	27,700	1.84%	-1.60%	25,591,067	19,853,726	
VIB	21,300	1.19%	-1.39%	7,413,153	6,411,347	
ACB	25,150	0.60%	0.40%	27,095,728	22,932,918	
NVL	13,050	0.77%	-2.25%	24,715,248	27,018,345	NVL: Novaland has just added movable collateral and property rights arising in Subdivision C of NovaWorld Phan Thiet project for a bond lot of VND1,300 billion.
BCM	77,800	0.52%	0.00%	193,538	143,917	
PDR	13,700	2.24%	2.24%	16,727,546	14,277,006	
GAS	93,800	0.11%	-0.95%	714,677	806,948	GAS: GAS confirmed the purchase with Shell - the world's leading LNG supplier to import the first LNG shipment to Vietnam.
POW	13,600	0.00%	0.00%	29,565,792	17,388,918	
PLX	37,900	0.66%	0.40%	1,800,006	1,701,951	
VIC	52,700	1.35%	1.15%	2,343,235	2,460,061	VHM: The joint venture between Cam Ranh Investment JSC - Vinhomes JSC - Vines JSC registered to implement an urban area project along Cam Ranh Bay with a scale of 1,254ha.
VHM	55,500	0.91%	2.59%	2,320,819	2,860,541	
VRE	27,700	0.00%	-0.72%	3,984,986	4,380,998	
VNM	67,100	0.00%	-1.61%	1,742,016	2,890,323	VMN: Vinamilk announced the roadmap to Net Zero 2050 and the first carbon-neutral factory and farm
MSN	71,600	-0.56%	-0.56%	982,335	1,097,307	
SAB	155,300	-0.13%	-3.36%	211,102	233,584	
BVH	43,950	0.92%	0.34%	1,149,261	1,109,723	FPT: In Ha Tinh, FPT plans to design training programs based on local socio-economic resources, based on the spearheads of the province. In addition to educating high-quality human resources, FPT also accompanies Ha Tinh in areas such as administrative procedure reform, digital transformation, etc.
VJC	99,500	1.43%	0.30%	660,149	650,725	
FPT	83,100	0.00%	0.73%	1,722,997	2,416,958	
MWG	38,700	1.31%	0.39%	5,383,047	5,627,914	
GVR	18,200	5.81%	10.30%	13,332,888	10,109,567	
SSI	23,400	3.77%	2.18%	45,823,233	30,434,289	
HPG	21,450	1.66%	-2.05%	21,503,794	22,818,890	

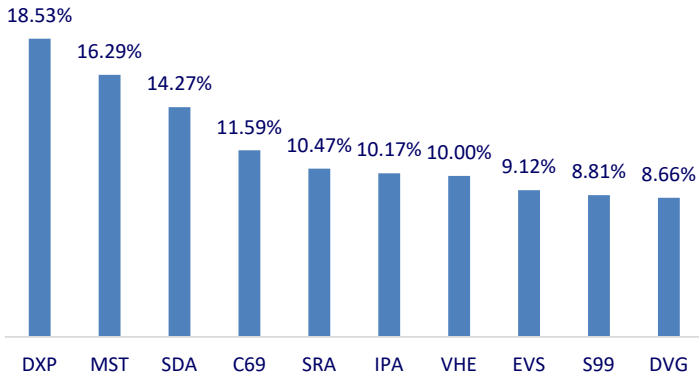
Top highest total traded value stocks (Billion VND)



Foreign net flow 10 nearest sessions (Billion VND)



Top increases in 3 sessions with liquidity



Top decreases in 3 sessions with liquidity

