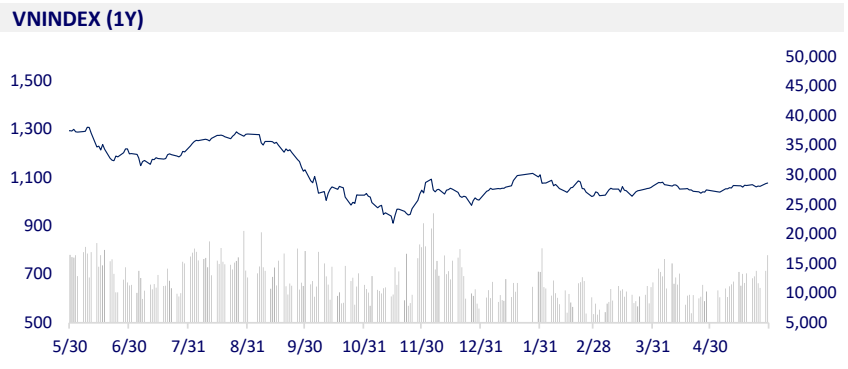
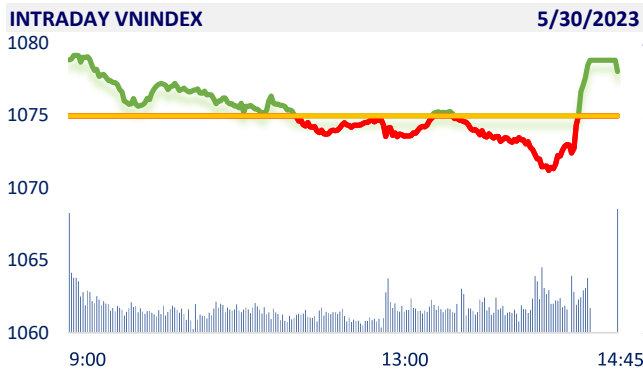
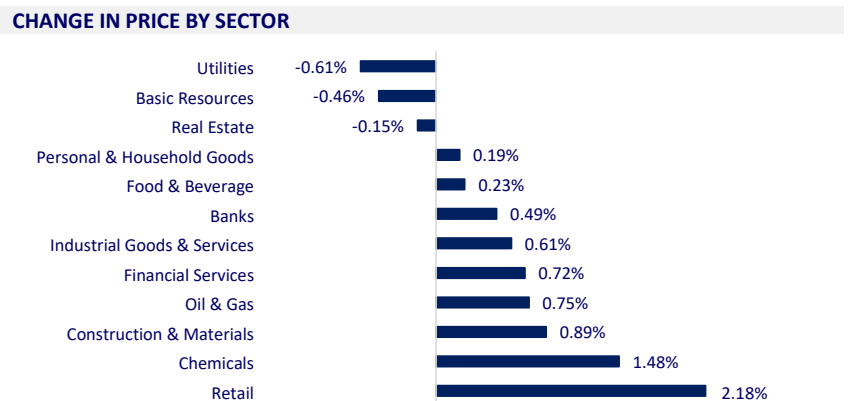


VIETNAM STOCK MARKET		1D	YTD
VN-INDEX	1,078.05	0.29%	7.05%
VN30	1,071.82	0.19%	6.63%
HNX	221.33	0.46%	7.80%
UPCOM	81.67	0.67%	13.98%
Net Foreign buy (B)	-528.23		
Total trading value (B)	19,332.48	19.02%	124.38%

The market opened with the excitement of yesterday, but then the selling pressure gradually increased so the index was in red for most of the afternoon. However, at the end of the session, cash flow strongly into the market and pulled the index back up in just a few minutes, helping the trading volume and value reach 923 million shares and VND16,424 billion, respectively.



ETF & DERIVATIVES		1D	YTD
E1VFN30	18,250	0.27%	5.31%
FUEMAV30	12,670	0.40%	6.29%
FUESSV30	13,120	-0.46%	5.13%
FUESSV50	16,840	-0.24%	19.86%
FUESSVFL	16,480	0.12%	14.84%
FUEVFN30	22,540	0.81%	0.63%
FUEVN100	13,650	0.15%	5.41%
VN30F2312	1,061.00	0.00%	
VN30F2309	1,063.00	0.09%	
VN30F2307	1,064.40	0.04%	
VN30F2306	1,068.20	0.02%	



GLOBAL MARKET		1D	YTD
Nikkei	31,328.16	0.30%	20.06%
Shanghai	3,224.21	0.09%	4.37%
Kospi	2,585.52	1.04%	15.61%
Hang Seng	18,595.78	0.24%	-5.99%
STI (Singapore)	3,187.56	-0.24%	-1.96%
SET (Thailand)	1,534.81	-0.40%	-8.12%
Brent oil (\$/barrel)	75.96	-1.71%	-11.58%
Gold (\$/ounce)	1,955.64	-0.31%	7.09%

In the afternoon of May 30, Asian stock markets were mixed as investors worried before US lawmakers are expected to vote this week to pass a debt ceiling agreement to avoid a default.

VIETNAM ECONOMY		1D (bps)	YTD (bps)
Vnibor	3.77%	-20	-120
Deposit interest 12M	7.20%	0	-20
5 year-Gov. Bond	2.80%	-1	-199
10 year-Gov. Bond	3.06%	0	-184
USD/VND	23,685	0.17%	-0.32%
EUR/VND	25,633	-1.00%	-0.10%
CNY/VND	3,387	-0.06%	-2.81%

According to the report of the GSO, the IIP in May 2023 was estimated to increase by 2.2% MoM and 0.1% over the same period last year. In which, compared to the same period last year, the processing and manufacturing industry decreased by 0.5%; mining industry decreased by 2.9%; electricity production and distribution decreased by 5%; water supply, management and treatment of waste and wastewater increased by 6.8%.

EVENT CALENDAR

Ticker	Ex-right Date	Last register Date	Exercise Date	Type	Rate	Value
BMC	5/30/2023	5/31/2023	6/14/2023	Cash		900
TBC	5/30/2023	5/31/2023	6/23/2023	Cash		1,500
TMB	5/30/2023	5/31/2023	6/16/2023	Cash		2,000
GMX	5/30/2023	5/31/2023	6/15/2023	Cash		1,000
GDT	5/31/2023	6/1/2023	6/15/2023	Cash		1,000
WCS	5/31/2023	6/1/2023	6/23/2023	Cash		2,000
TDW	5/31/2023	6/1/2023	6/12/2023	Cash		1,400
SZL	5/31/2023	6/1/2023	6/23/2023	Cash		3,000

SELECTED NEWS

IIP in May increased by 2.2% over the previous month;

Pangasius exports decreased by 41% in the first 4 months of the year;

Total state budget revenue in 5 months of 2023 reached VND769.6 trillion, equaling 47.5% of the yearly estimate;

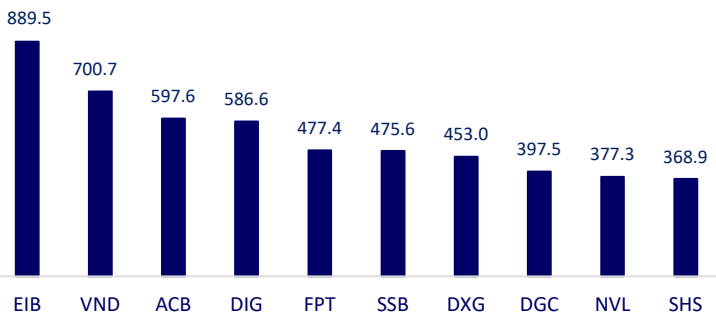
IMF alarmed about the possibility of default of Korean enterprises;

Electricity prices in some countries of the European Union fell to negative levels;

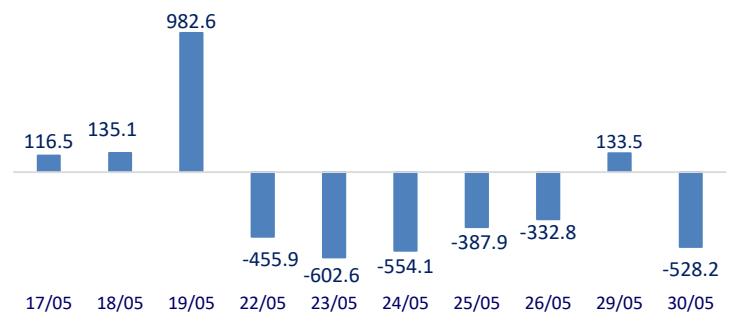
The sharp drop in gas prices supported Europe after the energy crisis.

	Close	1D	5D	Buying vol.	Selling vol.	Content
VCB	94,500	1.50%	1.83%	992,318	831,390	VCB: VCB stock increase sharply in recent months has helped Vietcombank's capitalization increase to over VND440,000 billion, equal to the total market value of the two following enterprises, BIDV and VHM, and also the highest capital level of innovation achieved by a domestic firm.
BID	43,800	-0.23%	-0.11%	1,401,031	1,699,888	
CTG	28,050	0.18%	0.54%	4,848,241	7,354,136	
TCB	30,200	0.00%	-0.49%	4,053,141	5,063,873	
VPB	19,450	0.52%	-0.51%	15,671,706	20,157,877	
MBB	18,750	0.00%	0.00%	12,912,046	16,316,634	
HDB	18,800	0.00%	1.62%	2,950,188	4,547,747	
TPB	24,100	-0.82%	1.69%	4,684,074	5,169,030	
STB	27,700	0.00%	-0.89%	26,411,586	19,487,428	
VIB	21,300	0.00%	0.00%	7,409,919	7,620,023	
ACB	25,200	0.20%	-0.59%	33,489,985	29,524,460	
NVL	13,350	2.30%	1.14%	46,650,662	56,480,060	PDR: Canceling written opinions of shareholders on the plan to issue shares to existing shareholders and the plan of private placement to strategic shareholders to increase charter capital
BCM	78,000	0.26%	1.69%	77,469	81,719	
PDR	14,500	5.84%	6.62%	48,722,711	41,304,479	POW: has just been rated BB by Fitch Ratings with "Positive Outlook". This is the third year in a row that POW has been rated at this level by Fitch Ratings.
GAS	92,900	-0.96%	-0.32%	939,390	1,240,520	
POW	13,650	0.37%	0.00%	11,677,469	17,746,160	
PLX	37,900	0.00%	1.07%	939,601	1,618,684	VRE: In the next June review, VNM ETF and FTSE ETF may sell 2 million VRE shares
VIC	52,400	-0.57%	-0.38%	2,500,228	2,910,630	
VHM	54,900	-1.08%	2.23%	2,122,730	2,261,223	
VRE	27,700	0.00%	0.00%	4,452,243	5,784,106	VMN: Vinamilk Nghe An Dairy Factory and Vinamilk Nghe An Dairy Farm have become the first companies to achieve carbon neutrality according to PAS2060:2014 standard.
VNM	66,500	-0.89%	-0.75%	3,378,194	3,896,855	
MSN	72,800	1.68%	3.41%	1,591,211	1,718,539	
SAB	156,000	0.45%	-1.89%	254,242	305,493	FPT: Listed more than 7.3 million ESOP shares, bringing the total number of shares after listing to more than 1,104 million shares. Effective date of listing: May 31, 2023
BVH	43,800	-0.34%	-1.79%	953,462	1,439,623	
VJC	98,500	-1.01%	-0.20%	650,785	699,569	
FPT	84,000	1.08%	2.44%	6,665,520	3,012,783	
MWG	39,400	1.81%	3.01%	13,347,231	8,567,600	
GVR	18,400	1.10%	12.20%	7,503,596	9,057,139	
SSI	23,350	-0.21%	2.19%	26,406,190	34,339,749	
HPG	21,350	-0.47%	-1.61%	24,661,004	30,778,160	

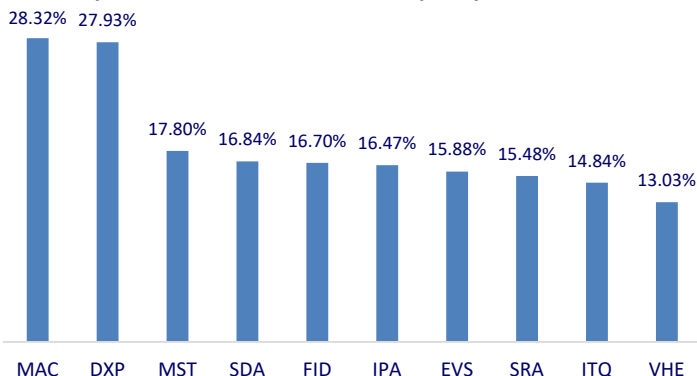
Top highest total traded value stocks (Billion VND)



Foreign net flow 10 nearest sessions (Billion VND)



Top increases in 3 sessions with liquidity



Top decreases in 3 sessions with liquidity

